

## SC-400 Dumps

### Microsoft Information Protection Administrator

<https://www.certleader.com/SC-400-dumps.html>



### NEW QUESTION 1

- (Topic 1)

You have a Microsoft 365 E5 subscription. You create a role group named Role1.

You need to add a role to Role1 that will enable group members to view the metadata of records that were tagged for deletion automatically at the end of the records' retention period. The solution must use the principle of least privilege.

Which role should you add?

- A. Review
- B. View-Only Retention Management
- C. Retention Management
- D. Disposition Management
- E. Record Management

**Answer: B**

### NEW QUESTION 2

HOTSPOT - (Topic 1)


You have a Microsoft 365 tenant that uses a domain named canstoso.com.

A user named User1 leaves your company. The mailbox of User1 is placed on Litigation Hold, and then the account of User1 is deleted from Azure Active Directory (Azure AD).

You need to copy the content of the User1 mailbox to a folder in the existing mailbox of another user named User2.

How should you complete the PowerShell command? To answer, select the appropriate options in the answer area.

NOTE: Each correct selection is worth one point.



- A. Mastered
- B. Not Mastered

**Answer: A**

#### Explanation:

<https://docs.microsoft.com/en-us/microsoft-365/compliance/restore-an-inactive-mailbox?view=o365-worldwide>

### NEW QUESTION 3

- (Topic 1)

Note: This question is part of a series of questions that present the same scenario. Each question in the series contains a unique solution that might meet the stated goals. Some question sets might have more than one correct solution, while others might not have a correct solution.

After you answer a question in this section, you will NOT be able to return to it. As a result, these questions will not appear in the review screen.

You are configuring a file policy in Microsoft Cloud App Security.

You need to configure the policy to apply to all files. Alerts must be sent to every file owner who is affected by the policy. The policy must scan for credit card numbers, and alerts must be sent to the Microsoft Teams site of the affected department.

Solution: You use the Build-in DLP inspection method and send alerts to Microsoft Power Automate.

Does this meet the goal?

- A. Yes
- B. No

**Answer: B**

#### Explanation:

Reference:

<https://docs.microsoft.com/en-us/cloud-app-security/dcs-inspection> <https://docs.microsoft.com/en-us/cloud-app-security/data-protection-policies>

### NEW QUESTION 4

HOTSPOT - (Topic 1)

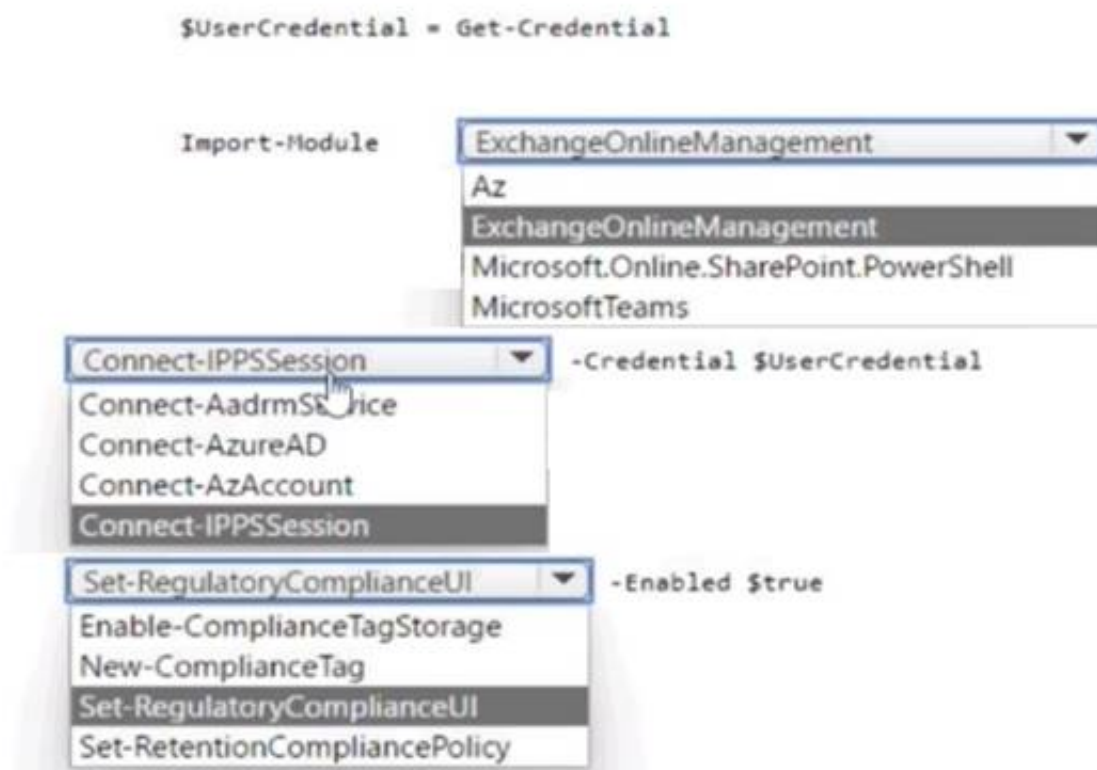
While creating a retention label, you discover that the Mark items as a regulatory record option is unavailable.

You need to ensure that the option is available when you create retention labels in the Microsoft Purview compliance portal.

How should you complete the PowerShell script? To answer, select the appropriate options in the answer area.

NOTE: Each correct selection is worth one point.

**Answer Area**

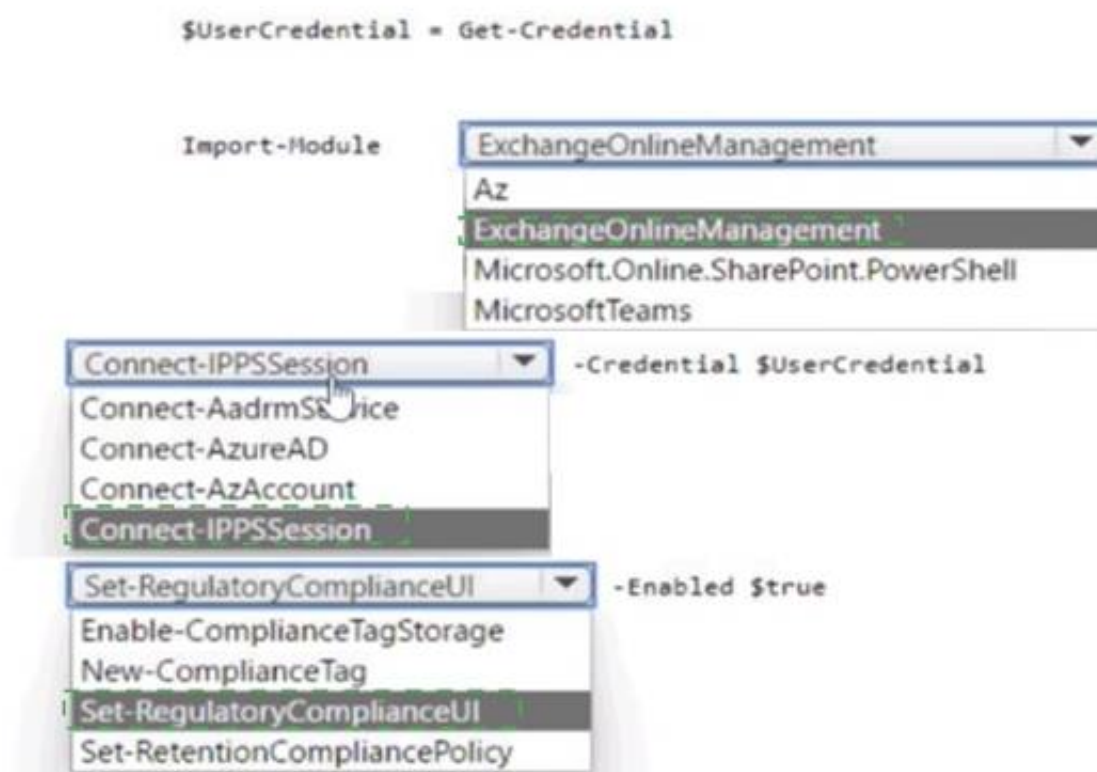


- A. Mastered
- B. Not Mastered

**Answer:** A

**Explanation:**

**Answer Area**



**NEW QUESTION 5**

- (Topic 1)

You need to meet the retention requirement for the users' Microsoft 365 data. What is the minimum number of retention policies that you should use?

- A. 1
- B. 2
- C. 3
- D. 4
- E. 6

**Answer:** A

**Explanation:**

Reference:

<https://docs.microsoft.com/en-us/microsoft-365/compliance/retention?view=o365-worldwide>

**NEW QUESTION 6**

HOTSPOT - (Topic 1)

You have a Microsoft 365 subscription.

In Microsoft Exchange Online, you configure the mail flow rule shown in the following exhibit.

Protect with OMEv2

Edit rule conditions

Edit rule settings

Status: Enabled

Enable or disable rule

Enabled

Rule settings

Rule name	Mode
Protect with OMEv2	Enforce
Severity	Set date range
Not Specified	Specific date range is not set
Senders address	Priority
Matching Header	0

Rule description

Apply this rule if

Is sent to 'Outside the organization'

and includes these words in the message subject: '[Encrypt]'

Do the following

rights protect message with RMS template: 'Encrypt'

Rule comments

Use the drop-down menus to select the answer choice that completes each statement based on the information presented in the graphic.  
NOTE: Each correct selection is worth one point.

Answer Area

Recipients, who use Gmail, [answer choice].

must sign in to the Office 365 Message Encryption (OME) portal to read i

must sign in to the Office 365 Message Encryption (OME) portal to read messages

will be unable to read messages

will have messages decrypted automatically

Recipients from an external Microsoft 365 subscription [answer choice].

will be unable to read messages

must sign in to the Office 365 Message Encryption (OME) portal to read message

will be unable to read messages

will have messages decrypted automatically

- A. Mastered
- B. Not Mastered

Answer: A

Explanation:

Answer Area

Recipients, who use Gmail, [answer choice].

must sign in to the Office 365 Message Encryption (OME) portal to read i

must sign in to the Office 365 Message Encryption (OME) portal to read messages

will be unable to read messages

will have messages decrypted automatically

Recipients from an external Microsoft 365 subscription [answer choice].

will be unable to read messages

must sign in to the Office 365 Message Encryption (OME) portal to read message

will be unable to read messages

will have messages decrypted automatically

NEW QUESTION 7  
- (Topic 1)

The Leader of IT Certification

visit - <https://www.certleader.com>



Note: This question is part of a series of questions that present the same scenario. Each question in the series contains a unique solution that might meet the stated goals. Some question sets might have more than one correct solution, while others might not have a correct solution.

After you answer a question in this section, you will NOT be able to return to it. As a result, these questions will not appear in the review screen.

You are configuring a file policy in Microsoft Cloud App Security.

You need to configure the policy to apply to all files. Alerts must be sent to every file owner who is affected by the policy. The policy must scan for credit card numbers, and alerts must be sent to the Microsoft Teams site of the affected department.

Solution: You use the Data Classification service inspection method and send alerts as email.

Does this meet the goal?

A. Yes

B. No

**Answer: B**

**Explanation:**

Reference:

<https://docs.microsoft.com/en-us/cloud-app-security/dcs-inspection> <https://docs.microsoft.com/en-us/cloud-app-security/data-protection-policies>

#### NEW QUESTION 8

- (Topic 1)

You have a Microsoft 365 tenant that uses 100 data loss prevention (DLP) policies.

A Microsoft Exchange administrator frequently investigates emails that were blocked due to DLP policy violations.

You need to recommend which DLP report the Exchange administrator can use to identify how many messages were blocked based on each DLP policy.

Which report should you recommend?

A. False positive and override

B. Third-party DLP policy matches

C. DLP policy matches

D. DLP incidents

**Answer: C**

#### NEW QUESTION 9

HOTSPOT - (Topic 1)

You have a Microsoft 365 E5 tenant that contains the users shown in the following table.

Name	Role
User1	Global Administrator
User2	Compliance admin

You have a retention policy that has the following configurations:

? Name: Policy1

? Retain items for a specific period: 5 years

? Locations to apply the policy: Exchange email, SharePoint sites

You place a Preservation Lock on Policy1.

For each of the following statements, select Yes if the statement is true. Otherwise, select No.

NOTE: Each correct selection is worth one point.

Statements	Yes	No
User1 can remove Exchange email from the locations	<input type="radio"/>	<input type="radio"/>
User2 can increase the retention period to seven years	<input type="radio"/>	<input type="radio"/>
User1 can decrease the retention period to three years	<input type="radio"/>	<input type="radio"/>

A. Mastered

B. Not Mastered

**Answer: A**

**Explanation:**

When a retention policy is locked:

? No one, including the global admin, can disable the policy or delete it

? Locations can be added but not removed

? You can extend the retention period but not decrease it

#### NEW QUESTION 10

- (Topic 1)

You have a Microsoft 365 E3 subscription.

You plan to audit all Microsoft Exchange Online user and admin activities.

You need to ensure that all the Exchange audit log records are retained for one year. What should you do?

- A. Modify the record type of the default audit retention policy.
- B. Modify the retention period of the default audit retention policy.
- C. Create a custom audit retention pol
- D. Assign Microsoft 365 Enterprise E5 licenses to all users.

**Answer:** D

#### NEW QUESTION 10

- (Topic 1)

Note: This question is part of a series of questions that present the same scenario. Each question in the series contains a unique solution that might meet the stated goals. Some question sets might have more than one correct solution, while others might not have a correct solution.

After you answer a question in this section, you will NOT be able to return to it. As a result, these questions will not appear in the review screen.

You have a Microsoft 365 tenant and 500 computers that run Windows 10. The computers are onboarded to the Microsoft 365 compliance center.

You discover that a third-party application named Tailspin\_scanner.exe accessed protected sensitive information on multiple computers. Tailspin\_scanner.exe is installed locally on the computers.

You need to block Tailspin\_scanner.exe from accessing sensitive documents without preventing the application from accessing other documents.

Solution: From the Microsoft 365 Endpoint data loss prevention (Endpoint DLP) settings, you add the application to the unallowed apps list. Does this meet the goal?

- A. Yes
- B. No

**Answer:** A

#### Explanation:

Unallowed apps is a list of applications that you create which will not be allowed to access a DLP protected file.

Reference:

<https://docs.microsoft.com/en-us/microsoft-365/compliance/endpoint-dlp-using?view=o365-worldwide>

#### NEW QUESTION 13

- (Topic 1)

You have a Microsoft 365 tenant that uses the following sensitivity labels:

- \* Confidential
- \* Internal
- \* External

The labels are published by using a label policy named Policy1.

Users report that Microsoft Office for the web apps do not display the Sensitivity button. The Sensitivity button appears in Microsoft 365 Apps that are installed locally.

You need to ensure that the users can apply sensitivity labels to content when they use Office for the web apps.

Solution: You modify the scope of the Confidential label. Does this meet the goal?

- A. Yes
- B. No

**Answer:** B

#### NEW QUESTION 17

- (Topic 1)

You need to create a retention policy to delete content after seven years from the following locations:

- ? Exchange email
- ? SharePoint sites
- ? OneDrive accounts
- ? Office 365 groups
- ? Teams channel messages
- ? Teams chats

What is the minimum number of retention policies that you should create?

- A. 1
- B. 2
- C. 3
- D. 4

**Answer:** A

#### Explanation:

Reference:

<https://docs.microsoft.com/en-us/microsoft-365/compliance/retention?view=o365-worldwide>

#### NEW QUESTION 19

- (Topic 1)

You plan to implement sensitivity labels for Microsoft Teams.

You need to ensure that you can view and apply sensitivity labels to new Microsoft Teams sites.

What should you do first?

- A. Run the Set-sposite cmdlet.
- B. Configure the EnableMTPLabels Azure Active Directory (Azure AD) setting.
- C. Create a new sensitivity label scoped to Groups & sites.
- D. Run the Execute-AzureAdLabelSync cmdtet.

**Answer:** C

**Explanation:**

Reference:

<https://docs.microsoft.com/en-us/microsoft-365/compliance/sensitivity-labels-teams-groups-sites?view=o365-worldwide>

**NEW QUESTION 20**

HOTSPOT - (Topic 1)

You have a Microsoft 365 E5 subscription.

You have the alerts shown in the following exhibit

## Data loss prevention

[Remove from navigation](#)

[Overview](#) [Policies](#) [Alerts](#) [Endpoint DLP settings](#) [Activity explorer](#)

[Customize columns](#)

[Export](#) [Refresh](#) 2 items [Customize columns](#)

[Filter](#) [Reset](#) [Filters](#)

[Time range: 2/9/2022-2/9/2022](#)

[User: Any](#)

[Alert status: Any](#)

[Alert severity: Any](#)

Alert name	Severity	Status
DLP policy match for document 'File2.docx' in SharePoint	Low	Resolved
DLP policy match for document 'File1.docx' in SharePoint	Low	Active

Answer Area

The alert status for File1.docx can be changed to [answer choice].

Dismissed only

Investigating only

Resolved only

Investigating and Dismissed only

Investigating, Dismissed, and Resolved

The alert status for File2.docx can be changed to [answer choice].

Active only

Investigating only

Investigating and Dismissed

Active, Investigating, and Dismissed

- A. Mastered
- B. Not Mastered

**Answer:** A

**Explanation:**

Answer Area

The alert status for File1.docx can be changed to [answer choice].

Dismissed only

Investigating only

Resolved only

Investigating and Dismissed only

Investigating, Dismissed, and Resolved

The alert status for File2.docx can be changed to [answer choice].

Active only

Investigating only

Investigating and Dismissed

Active, Investigating, and Dismissed

**NEW QUESTION 21**

- (Topic 1)

You have a new Microsoft 365 tenant.

You need to ensure that custom trainable classifiers can be created in the tenant. To which role should you be assigned to perform the configuration?

- A. Security administrator
- B. Security operator
- C. Global administrator
- D. Compliance administrator

**Answer:** D

**Explanation:**

Reference:

<https://docs.microsoft.com/en-us/microsoft-365/compliance/classifier-get-started-with?view=o365-worldwide>

**NEW QUESTION 23**

- (Topic 1)

You are configuring a retention label named Label1 as shown in the following exhibit.

## Define retention settings

When this label is applied to items, the content is retained and/or deleted based on the settings you choose here.

☒ **Retain items for a specific period**  
Labeled items will be retained for the period you choose. During the retention period, Users will be able to edit items and change or remove the label. If they delete items, we'll keep copies in a secure location. [Learn more](#)

Retention period of  years  months  days

Start the retention period based on

+ Create new event type

At the end of the retention period

☒ **Delete items automatically**  
We'll delete items from where they're currently stored.

☐ **Trigger a disposition review**

☐ **Do nothing**  
Items will be left in place. You'll have to manually delete them if you want them gone.

☐ **Retain items forever**  
Labeled items will be retained forever, even if users delete them. Users will be able to edit items and change or remove the label. If they delete items, we'll keep copies in a secure location. [Learn more](#)

☐ **Only delete items when they reach a certain age**  
Labeled items won't be retained, but when they reach the age you choose, we'll delete them from where they're stored.

You need to ensure that documents that have Label1 applied are deleted three years after the end of your company's fiscal year. What should you do?

- A. Create a new event type.
- B. Select Only delete items when they reach a certain age.
- C. Modify the Retention period setting.
- D. Set At the ends of the retention period to Trigger a disposition review.

**Answer:** A

### Explanation:

<https://docs.microsoft.com/en-us/microsoft-365/compliance/event-driven-retention?view=o365-worldwide>

## NEW QUESTION 24

- (Topic 1)

You have a Microsoft 365 E5 subscription that uses Yammer.

You need to create a Microsoft Purview communication compliance policy that will detect inappropriate images in Yammer conversations.

What should you do first?

- A. Configure Hybrid Mode for Yammer.
- B. Configure the Yammer network admin settings.
- C. Assign each user a Yammer license.
- D. Configure Native Mode for Yammer.

**Answer:** B

## NEW QUESTION 29

- (Topic 1)

You have a Microsoft 365 E5 subscription that uses Microsoft Purview. The subscription contains two groups named Group1 and Group2.

You need to implement a policy to detect messages that present a conflict of interest between the users in Group1 and the users in Group2.

What should you use in the Microsoft Purview compliance portal?

- A. Insider risk management
- B. Privacy risk management
- C. Information barriers
- D. Communication compliance

**Answer:** C

## NEW QUESTION 32

HOTSPOT - (Topic 1)



You have a Microsoft 365 E5 subscription.  
You are implementing insider risk management  
You need to create an insider risk management notice template and format the message body of the notice template.  
How should you configure the template? To answer, select the appropriate options in the answer area.  
NOTE: Each correct selection is worth one point.

**Answer Area**

Use the: Microsoft Purview compliance portal

Format in: HTML

- A. Mastered
- B. Not Mastered

**Answer:** A

**Explanation:**

**Answer Area**

Use the: Microsoft Purview compliance portal

Format in: HTML

**NEW QUESTION 35**

- (Topic 1)

You have a Microsoft 365 E5 subscription that contains a user named User1 and a Microsoft SharePoint Online site named Site 1. You create the alert policy shown in the following exhibit.

### Review your settings

New alert policy

- ✓ Name your alert
- ✓ Create alert settings
- ✓ Set your recipients

**Review your settings**

Name	AlertPolicy1
Description	<a href="#">Add a description</a>
Severity	Medium
Category	Others
Filter	Activity is Uploaded file and File extension is Like any of
Aggregation	Trigger an alert when any activity ma
Scope	All users
Recipients	User1@sk220416.onmicrosoft.com
Daily notification limit	Do not send email notifications

[Edit](#)

**Do you want to turn the policy on right away?**

☒ Yes, turn it on right away.

☐ No, keep it off, I will turn it on later.

[Back](#) [Finish](#) [Cancel](#)

To Site1, User1 uploads the files shown in the following table.

Name	Upload time (hh:mm:ss)
File1.docx	8:00:00
File2.docx	8:00:40
File3.xlsx	8:01:30
File4.docx	8:04:50
File5.docx	8:05:10

For each of the following statements, select Yes if the statement is true. Otherwise, select No. NOTE: Each correct selection is worth one point.  
How many alerts will be generated in response to the file uploads?

- A. 1
- B. 2
- C. 3
- D. 4
- E. 5

**Answer: C**

#### NEW QUESTION 39

- (Topic 1)

You have a Microsoft 365 subscription that contains a Microsoft 365 group named Group1. Group 1 contains 100 users and has dynamic user membership. All users have Windows 10 devices and use Microsoft SharePoint Online and Exchange Online.

You create a sensitivity label named Label! and publish Label! as the default label for Group1.

You need to ensure that the users in Group! must apply Label! to their email and documents.

Which two actions should you perform? Each correct answer presents part of the solution. NOTE: Each correct selection is worth one point.

- A. From the Microsoft Purview compliance portal, modify the settings of the Label! policy.
- B. From the Azure Active Directory admin center, set Membership type for Group! to Assigned.
- C. Install the Azure Information Protection unified labeling client on the Windows 10 devices.
- D. Install the Active Directory Rights Management Services (AD RMS) client on the Windows 10 devices.
- E. From the Microsoft Purview compliance portal, create an auto-labeling policy.

**Answer: AC**

#### NEW QUESTION 40

HOTSPOT - (Topic 1)

You have a Microsoft 365 E5 subscription that contains a security group named Group1 and the users shown in the following table.

Name	Role
User1	Compliance Administrator
User2	None
User3	None

You assign the Compliance Manager roles to the users as shown in the following table.

User	Role
User2	Compliance Manager Contributors
User3	Compliance Manager Administrators

You add two assessments to Compliance Manager as shown in the following exhibit.

#### Compliance Manager

Overview	Improvement actions	Solutions	<b>Assessments</b>	Assessment templates
Assessments help you implement data protection controls specified by compliance, security, privacy, and data protection standards, regulations, and laws. Assessments include actions that have been taken by Microsoft to protect your data, and they're completed when you take action to implement the controls included in the assessment. <a href="#">Learn how to manage assessments</a>				
<div> <span>+</span> Add assessment                 <span>3 items</span> <span>🔍 Search</span> <span>⌵ Filter</span> <span>☰ Group</span> </div>				
Applied filters:				
Assessment ↑	Status	Assessment progress	Your improvement act...	Microsoft actions
Group1 (2)				
Assessment1	Incomplete	64%	0 of 227 completed	355 of 355 completed
Assessment2	Incomplete	64%	1 of 177 completed	195 of 195 completed

For each of the following statements, select Yes if the statement is true. Otherwise, select No. NOTE: Each correct selection is worth one point.

Answer Area	Statements	Yes	No
	User1 can edit the title of Assessment1.	<input type="radio"/>	<input type="radio"/>
	To Group1, User2 can add an assessment that uses the HIPA/HITECH template.	<input type="radio"/>	<input type="radio"/>
	To Group1, User3 can add an assessment that uses the HIPA/HITECH or Microsoft 365	<input type="radio"/>	<input type="radio"/>

- A. Mastered
- B. Not Mastered

Answer: A

Explanation:

Answer Area	Statements	Yes	No
	User1 can edit the title of Assessment1.	<input type="radio"/>	<input checked="" type="radio"/>
	To Group1, User2 can add an assessment that uses the HIPA/HITECH template.	<input type="radio"/>	<input checked="" type="radio"/>
	To Group1, User3 can add an assessment that uses the HIPA/HITECH or Microsoft 365	<input type="radio"/>	<input checked="" type="radio"/>

NEW QUESTION 41  
HOTSPOT - (Topic 1)  
You create a retention policy as shown in the following exhibit.

**Retention Policy 1**

Status

Enabled (Pending)

Policy name

Retention Policy 1

Description

Retention Policy for SharePoint Site1 and Exchange

Applies to content in these locations

Exchange email  
SharePoint sites

Settings

Retention period  
Keep content, and delete it if it's older than 10 years

Preservation lock

No data available

A user named User1 deletes a file named File1.docx from a Microsoft SharePoint Online site named Site1.  
A user named User2 deletes an email and empties the Deleted Items folder in Microsoft Outlook.  
Where is the content retained one year after deletion? To answer, select the appropriate options in the answer area.  
NOTE: Each correct selection is worth one point.

File.docx: 

	▼
Preservation Hold	
Recoverable Items	
SubstrateHolds	
The first-stage Recycle Bin	

Email: 

	▼
Preservation Hold	
Recoverable Items	
SubstrateHolds	
The first-stage Recycle Bin	

- A. Mastered
- B. Not Mastered

**Answer:** A

**Explanation:**

File.docx: 

	▼
Preservation Hold	
Recoverable Items	
SubstrateHolds	
The first-stage Recycle Bin	

Email: 

	▼
Preservation Hold	
Recoverable Items	
SubstrateHolds	
The first-stage Recycle Bin	

#### NEW QUESTION 43

- (Topic 1)

You have a Microsoft 365 E5 subscription. You need to create a subject rights request What can be configured as a search location?

- A. Microsoft Exchange Online and Teams only
- B. Microsoft Exchange Online, SharePoint Online, and Teams
- C. Microsoft Exchange Online only
- D. Microsoft Exchange Online and SharePoint Online only
- E. Microsoft SharePoint Online only

**Answer:** B

#### NEW QUESTION 46

- (Topic 1)

You have a Microsoft 365 subscription.

You have a user named User1. Several users have full access to the mailbox of User1. Some email messages sent to User1 appear to have been read and deleted before the user viewed them.

When you search the audit log in the Microsoft Purview compliance portal to identify who signed in to the mailbox of User1, the results are blank.

You need to ensure that you can view future sign-ins to the mailbox of User1. YOU run the Set-Mailbox -Identity "User1" -AuditEnabled \$true command. Does that meet the goal?

- A. Yes
- B. No

**Answer:** B



**NEW QUESTION 48**

- (Topic 1)

At the end of a project, you upload project documents to a Microsoft SharePoint Online library that contains many files. The following is a sample of the project document file names:

? aei\_AA989.docx

? bci\_WS098.docx

? cei\_DF112.docx

? ebc\_QQ454.docx

? ecc\_BB565.docx

All documents that use this naming format must be labeled as Project Documents: You need to create an auto-apply retention label policy.

What should you use to identify the files?

- A. A sensitive info type
- B. A retention label
- C. A trainable classifier

**Answer: C**

**Explanation:**

Reference:

<https://docs.microsoft.com/en-us/microsoft-365/compliance/classifier-get-started-with?view=o365-worldwide>

**NEW QUESTION 50**

HOTSPOT - (Topic 1)

You have a Microsoft 365 E5 subscription.

You have a Microsoft Office 365 Advanced Message Encryption branding template named OME1.

You need to create a Microsoft Exchange Online mail flow rule to apply OME1 to email.

How should you configure the rule? To answer, select the appropriate options in the answer area.

NOTE: Each correct selection is worth one point.

Answer Area

Apply this rule if:

To apply custom branding to OME1 messages:

- A. Mastered
- B. Not Mastered

**Answer: A**

**Explanation:**

Answer Area

Apply this rule if:

To apply custom branding to OME1 messages:

**NEW QUESTION 54**

HOTSPOT - (Topic 1)

You use project codes that have a format of three alphabetical characters that represent the project type, followed by three digits, for example Abc123.

You need to create a new sensitive info type for the project codes.

How should you configure the regular expression to detect the content? To answer, select the appropriate options in the answer area.

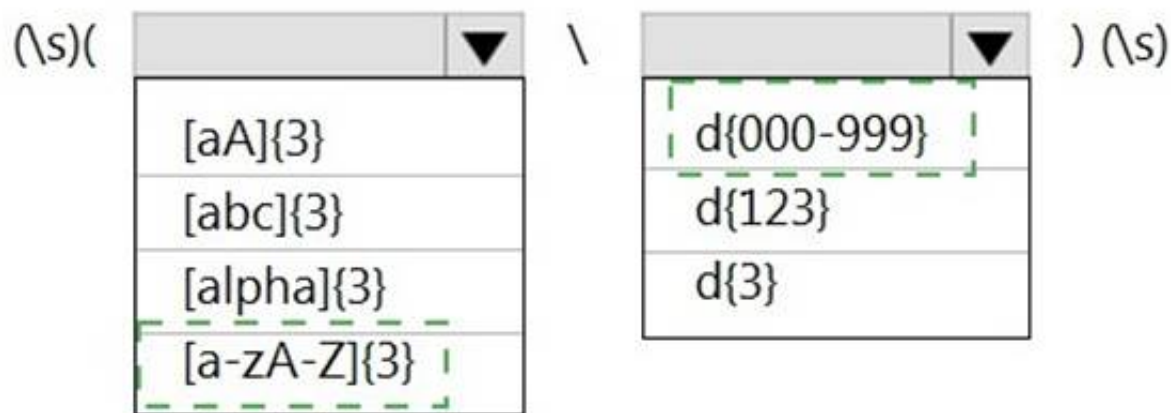
NOTE: Each correct selection is worth one point.

(\s)([aA]{3}) \ (d{000-999}) (\s)

- A. Mastered
- B. Not Mastered

**Answer:** A

**Explanation:**



#### NEW QUESTION 58

HOTSPOT - (Topic 1)

You have a Microsoft 365 E5 tenant.

You need to create a custom trainable classifier that will detect product order forms. The solution must use the principle of least privilege.

What should you do first? To answer, select the appropriate options in the answer area. NOTE: Each correct selection is worth one point.

Answer Area



- A. Mastered
- B. Not Mastered

**Answer:** A

**Explanation:**

Answer Area



#### NEW QUESTION 63

- (Topic 1)

You have a Microsoft 365 E5 subscription that uses Microsoft Defender for Cloud Apps.

You need to ensure that you receive an alert when a user uploads a document to a third- party cloud storage service.

What should you use?

- A. an insider risk policy
- B. a file policy
- C. a sensitivity label
- D. an activity policy

**Answer:** D

#### NEW QUESTION 68

HOTSPOT - (Topic 1)

You have a Microsoft E5 365 tenant.

You need to ensure that you can use sensitivity labels to declare regulatory records. Which PowerShell cmdlet should you run, and which type of policy should you use? To

answer, select the appropriate options in the answer area.

NOTE: Each correct selection is worth one point.

Cmdlet:

	▼
Set-RetentionCompliancePolicy	
Set-RegulatoryComplianceUI	
Set-RetentionPolicyTag	

Policy type:

	▼
Auto-labeling policy	
Retention label policy	
Retention policy	

- A. Mastered
- B. Not Mastered

**Answer:** A

**Explanation:**

Cmdlet:

	▼
Set-RetentionCompliancePolicy	
Set-RegulatoryComplianceUI	
Set-RetentionPolicyTag	

Policy type:

	▼
Auto-labeling policy	
Retention label policy	
Retention policy	

#### NEW QUESTION 70

- (Topic 1)

You need to recommend a solution to configuration the Microsoft 365 Records management settings by using the CSV file must meet the compliance requirements.

What should you recommend?

- A. From the Microsoft 365 compliance center, import the CSV file to a file plan.
- B. Use EdmUploadAgent.exe to upload a hash of the CSV to a datastore.
- C. Use a PowerShell command that pipes the import csv cmdlet to the New- RetentionPolicy cmdlet.
- D. Use a PowerShell command that pipes the import-csv cmdlet to the New-Label cmdlet.

**Answer:** A

**Explanation:**

Reference:

<https://docs.microsoft.com/en-us/microsoft-365/compliance/file-plan-manager?view=o365-worldwide#import-retention-labels-into-your-file-plan>

#### NEW QUESTION 71

- (Topic 1)

You have a Microsoft 365 subscription.

You have a user named User1. Several users have full access to the mailbox of User1. Some email messages sent to User1 appear to have been read and deleted before the user viewed them.

When you search the audit log in the Microsoft Purview compliance portal to identify who signed in to the mailbox of User1, the results are blank.

You need to ensure that you can view future sign-ins to the mailbox of User1.

YOU run the Set-MailboxFolderPermission -Identity "User1" -User User1fcontoso.com - AccessRights Owner command.

Does that meet the goal?

- A. Yes
- B. No

**Answer:** B

#### NEW QUESTION 76

- (Topic 1)

You implement Microsoft 365 Endpoint data loss prevention (Endpoint DLP).

You have computers that run Windows 10 and have Microsoft 365 Apps installed. The computers are joined to Azure Active Directory (Azure AD).

You need to ensure that Endpoint DLP policies can protect content on the computers. Solution: You onboard the computers to Microsoft Defender for Endpoint.

Does this meet the goal?

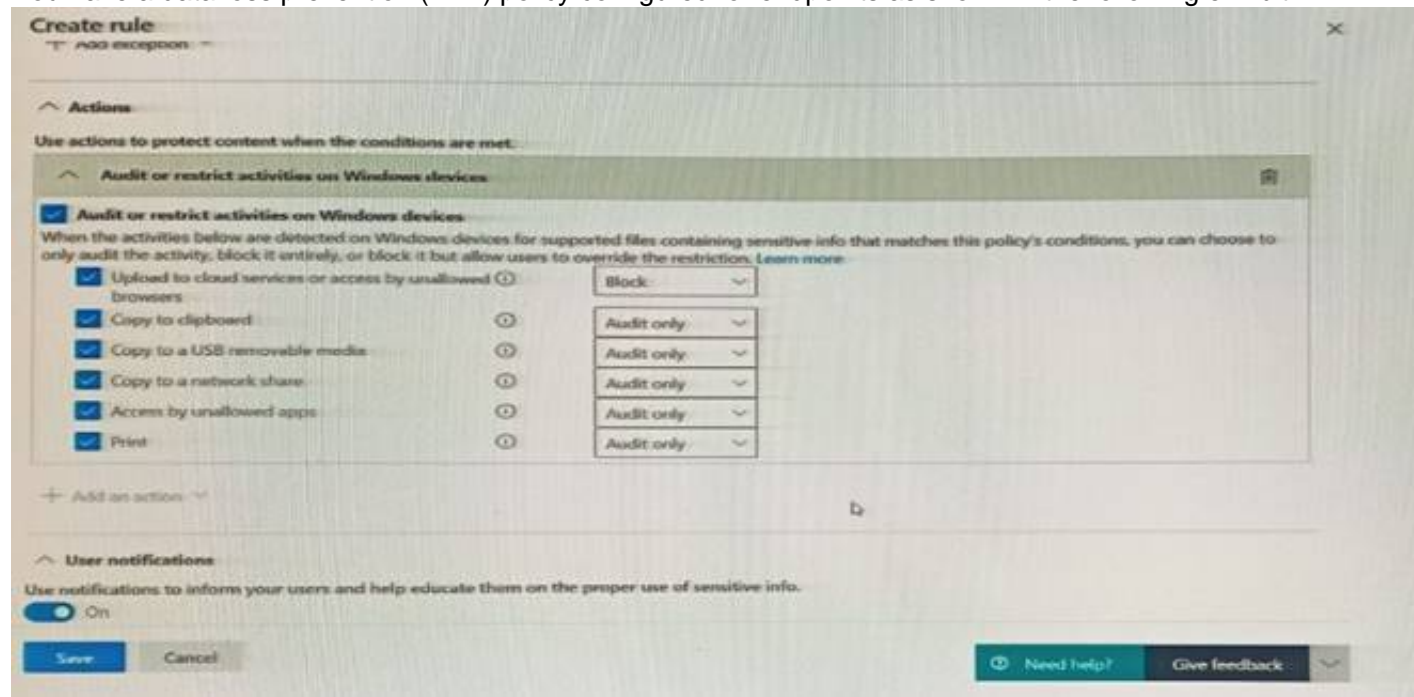
- A. Yes
- B. No

**Answer:** A

#### NEW QUESTION 78

- (Topic 1)

You have a data loss prevention (DLP) policy configured for endpoints as shown in the following exhibit.



From a computer named Computer1, 3 user can sometimes upload files to cloud services and sometimes cannot. Other users experience the same issue. What are two possible causes of the issue? Each correct answer presents a complete solution. NOTE: Each correct selection is worth one point.

- A. The Access by unallowed apps action is set to Audit only.
- B. The computers are NOT onboarded to the Microsoft 365 compliance center.
- C. The Copy to clipboard action is set to Audit only.
- D. There are file path exclusions in the Microsoft 365 Endpoint data loss prevention (Endpoint DIP) settings.
- E. The unallowed browsers in the Microsoft 365 Endpoint data loss prevention (Endpoint DLP) settings are NOT configured.

**Answer:** DE

#### NEW QUESTION 81

- (Topic 1)

You have a Microsoft 365 subscription.

You need to be notified by email whenever an administrator starts an eDiscovery search. What should you do from the Microsoft Purview compliance portal?

- A. From eDiscovery, create an eDiscovery case.
- B. From Policies, create an alert policy.
- C. From Records management, create event type.
- D. From Content search, create a new search.

**Answer:** B

#### NEW QUESTION 83

- (Topic 1)

You have a Microsoft 365 tenant.

You discover that email does NOT use Microsoft Office 365 Message Encryption (OME). You need to ensure that OME can be applied to email.

What should you do first?

- A. Enable Microsoft Defender for Office 365.
- B. Activate Azure Information Protection.
- C. Activate Azure Rights Management (Azure RMS).
- D. Create an Azure key vault.

**Answer:** C

#### Explanation:

Reference:

<https://docs.microsoft.com/en-us/microsoft-365/compliance/set-up-new-message-encryption-capabilities?view=o365-worldwide>

#### NEW QUESTION 84

- (Topic 1)

You need to implement a solution that meets the compliance requirements for the Windows 10 computers.

Which two actions should you perform? Each correct answer presents part of the solution. NOTE: Each coned selection is worth one point.

- A. Deploy a Microsoft 36S Endpoint data loss prevention (Endpoint DLP) configuration package to the computers.
- B. Configure hybrid Azure AD join for all the computers.
- C. Configure the Microsoft Intune device enrollment settings.
- D. Configure a compliance policy in Microsoft Intune.
- E. Enroll the computers in Microsoft Defender for Endpoint protection.



**Answer:** BE

**Explanation:**

Reference:

<https://docs.microsoft.com/en-us/microsoft-365/compliance/endpoint-dlp-getting-started?view=o365-worldwide>

#### NEW QUESTION 85

- (Topic 1)

You have a Microsoft 365 E5 subscription.

You need to identify personal data stored in the subscription and control the transfer of personal data between users and groups.

Which type of license should you acquire?

- A. Microsoft Purview Audit (Premium)
- B. Priva Privacy Risk Management
- C. Microsoft 365 E5 Compliance
- D. Priva Subject Rights Requests

**Answer:** C

#### NEW QUESTION 87

HOTSPOT - (Topic 1)

You have a Microsoft 365 E5 subscription that contains the users shown in the following table.

Name	Microsoft 365 role	Role group
Admin1	Global Administrator	None
Admin2	Compliance Administrator	None
User3	User	Compliance Manager Contributors
User4	User	Compliance Manager Administrators
User5	User	None

You create an assessment named Assesment1 as shown in the following exhibit.

## Assessment1

Status

● In progress

Created

1/15/2021

Generate report

Overview

Controls

Your improvement actions

Microsoft actions

Review details about this assessment and understand your progress toward completion.

## 49% Assessment progress

1083/2169



Your points achieved ⓘ

0/1086

Microsoft managed points achieved ⓘ

1083/1083

Which users can update the title of Assessment1, and which users can add User5 to the Compliance Manager Readers role group? To answer, select the appropriate options in the answer area.

NOTE: Each correct selection is worth one point.

Answer Area

Can update the Assessment1 title:

Admin2 and User4 only ▼

User4 only

Admin2 and User4 only

Admin1, Admin2, and User4 only

Admin1, Admin2, User3, and User4 only

Can add User5 to the Compliance Manager Readers role group:

Admin1 and User4 only ▼

Admin1 only

Admin1 and Admin2 only

Admin1 and User4 only

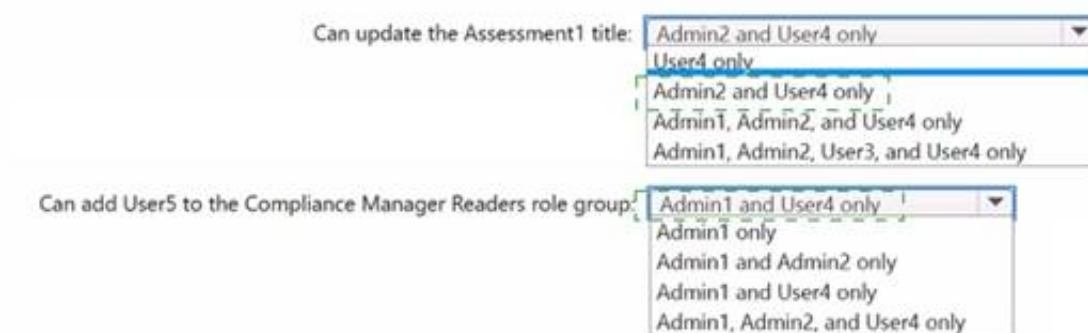
Admin1, Admin2, and User4 only

- A. Mastered
- B. Not Mastered

**Answer:** A

**Explanation:**

Answer Area



#### NEW QUESTION 91

- (Topic 1)

You have a Microsoft 365 tenant that uses records management.

You use a retention label to mark legal files stored in a Microsoft SharePoint Online document library as regulatory records.

What can you do to the legal files?

- A. Remove the retention label of the files.
- B. Edit the properties of the files.
- C. Move the files to a different folder within the document library.
- D. Delete the content from the files.

**Answer:** C

**Explanation:**

Reference:

<https://docs.microsoft.com/en-us/microsoft-365/compliance/records-management?view=o365-worldwide#records>

#### NEW QUESTION 93

- (Topic 1)

You plan to import a file plan to the Microsoft 365 compliance center.

Which object type can you create by importing a records management file plan?

- A. retention label policies
- B. sensitive info types
- C. sensitivity labels
- D. retention labels

**Answer:** A

**Explanation:**

File plan in Records management allows you to bulk-create retention labels by importing the relevant information from a spreadsheet.

Reference:

<https://docs.microsoft.com/en-us/microsoft-365/compliance/file-plan-manager?view=o365-worldwide>

#### NEW QUESTION 95

- (Topic 1)

You have a Microsoft 365 tenant that uses the following sensitivity labels:

- \* Confidential
- \* Internal
- \* External

The labels are published by using a label policy named Policy1.

Users report that Microsoft Office for the web apps do not display the Sensitivity button. The Sensitivity button appears in Microsoft 365 Apps that are installed locally.

You need to ensure that the users can apply sensitivity labels to content when they use Office for the web apps.

Solution: You run the Execute-AzureAdLabelSync cmdlet. Does this meet the goal?

- A. Yes
- B. No

**Answer:** A

#### NEW QUESTION 97

- (Topic 1)

You have a Microsoft 365 E5 tenant that contains a Microsoft SharePoint Online document library named Library 1.

You need to declare a collection of files that are stored in Library1 as regulatory records. What should you use?

- A. a sensitivity label policy
- B. data loss prevention (DLP) policy
- C. a retention policy
- D. a retention label policy

Answer: D

#### NEW QUESTION 100

- (Topic 1)

Each product group at your company must show a distinct product logo in encrypted emails instead of the standard Microsoft Office 365 logo.

What should you do to create the branding templates?

- A. Create a Transport rule.
- B. Create an RMS template.
- C. Run the Set-IRMConfiguration cmdlet.
- D. Run the New-OMEConfiguration cmdlet.

Answer: D

#### Explanation:

Reference:

<https://docs.microsoft.com/en-us/microsoft-365/compliance/add-your-organization-brand-to-encryptedmessages?view=o365-worldwide>

#### NEW QUESTION 103

- (Topic 1)

You are planning a data loss prevention (DLP) solution that will apply to computers that run Windows 10.

You need to ensure that when users attempt to copy a file that contains sensitive information to a USB storage device, the following requirements are met:

- \* If the users are members of a group named Group1, the users must be allowed to copy the file, and an event must be recorded in the audit log.
- \* All other users must be blocked from copying the file. What should you create?

- A. one DLP policy that contains one DLP rule
- B. two DLP policies that each contains one DLP rule
- C. one DLP policy that contains two DLP rules

Answer: B

#### NEW QUESTION 108

HOTSPOT - (Topic 1)

You have a Microsoft 365 tenant.

A retention hold is applied to all the mailboxes in Microsoft Exchange Online.

A user named User1 leaves your company, and the account of User1 is deleted from Azure Active Directory (Azure AD).

You need to create a new user named User2 and provide User2 with access to the mailbox of User1.

How should you complete the PowerShell command? To answer, select the appropriate options in the answer area.

NOTE: Each correct selection is worth one point.

\$InactiveMailbox = Get-Mailbox -InactiveMailboxOnly -Identity <distinguished name>

	\$InactiveMailbox.DistinguishedName
New-Mailbox	-InactiveMailbox
New-MailboxRestoreRequest	-LitigationHoldEnabled
Restore-RecoverableItems	-RetentionHoldEnabled
Set-Mailbox	-SourceMailbox

-Name User2 -DisplayName User2 -MicrosoftOnlineServicesID user2@contoso.com  
 -Password (ConvertTo-SecureString -String 'RdFGFfhjjhgff\$^^7' -AsPlainText -Force)  
 -ResetPasswordOnNextLogon \$true

- A. Mastered
- B. Not Mastered

Answer: A

#### Explanation:

\$InactiveMailbox = Get-Mailbox -InactiveMailboxOnly -Identity <distinguished name>

	\$InactiveMailbox.DistinguishedName
New-Mailbox	-InactiveMailbox
New-MailboxRestoreRequest	-LitigationHoldEnabled
Restore-RecoverableItems	-RetentionHoldEnabled
Set-Mailbox	-SourceMailbox

-Name User2 -DisplayName User2 -MicrosoftOnlineServicesID user2@contoso.com  
 -Password (ConvertTo-SecureString -String 'RdFGFfhjjhgff\$^^7' -AsPlainText -Force)  
 -ResetPasswordOnNextLogon \$true

#### NEW QUESTION 112

HOTSPOT - (Topic 2)

You need to meet the technical requirements for the confidential documents.

What should you created first, and what should you use for the detection method? To answer, select the appropriate options in the answer area.

NOTE: Each correct selection is worth one point.

**Answer Area**

Create first:

- A Compliance Manager assessment
- A content search
- A DLP policy
- A sensitive info type
- A sensitivity label

Use for detection method:

- Dictionary
- File type
- Keywords
- Regular expression

- A. Mastered
- B. Not Mastered

**Answer:** A

**Explanation:**

**Answer Area**

Create first:

- A Compliance Manager assessment
- A content search
- A DLP policy
- A sensitive info type
- A sensitivity label

Use for detection method:

- Dictionary
- File type
- Keywords
- Regular expression

**NEW QUESTION 116**

.....



## Thank You for Trying Our Product

\* 100% Pass or Money Back

All our products come with a 90-day Money Back Guarantee.

\* One year free update

You can enjoy free update one year. 24x7 online support.

\* Trusted by Millions

We currently serve more than 30,000,000 customers.

\* Shop Securely

All transactions are protected by VeriSign!

**100% Pass Your SC-400 Exam with Our Prep Materials Via below:**

<https://www.certleader.com/SC-400-dumps.html>