



Microsoft

Exam Questions SC-300

Microsoft Identity and Access Administrator

About ExamBible

[Your Partner of IT Exam](#)

Found in 1998

ExamBible is a company specialized on providing high quality IT exam practice study materials, especially Cisco CCNA, CCDA, CCNP, CCIE, Checkpoint CCSE, CompTIA A+, Network+ certification practice exams and so on. We guarantee that the candidates will not only pass any IT exam at the first attempt but also get profound understanding about the certificates they have got. There are so many alike companies in this industry, however, ExamBible has its unique advantages that other companies could not achieve.

Our Advances

* 99.9% Uptime

All examinations will be up to date.

* 24/7 Quality Support

We will provide service round the clock.

* 100% Pass Rate

Our guarantee that you will pass the exam.

* Unique Gurantee

If you do not pass the exam at the first time, we will not only arrange FULL REFUND for you, but also provide you another exam of your claim, ABSOLUTELY FREE!

NEW QUESTION 1

- (Exam Topic 1)

You need to implement on-premises application and SharePoint Online restrictions to meet the authentication requirements and the access requirements. What should you do? To answer, select the appropriate options in the answer area. NOTE: Each correct selection is worth one point.

For on-premises applications:

Configure Cloud App Security policies.
Modify the User consent settings for the enterprise applications.
Publish the applications by using Azure AD Application Proxy.

For SharePoint Online:

Configure Cloud App Security policies.
Modify the User consent settings for the enterprise applications.
Publish an application by using Azure AD Application Proxy.

- A. Mastered
- B. Not Mastered

Answer: A

Explanation:

For on-premises applications:

Configure Cloud App Security policies.
Modify the User consent settings for the enterprise applications.
Publish the applications by using Azure AD Application Proxy.

For SharePoint Online:

Configure Cloud App Security policies.
Modify the User consent settings for the enterprise applications.
Publish an application by using Azure AD Application Proxy.

NEW QUESTION 2

- (Exam Topic 1)

You need to create the LWGroup1 group to meet the management requirements.

How should you complete the dynamic membership rule? To answer, drag the appropriate values to the correct targets. Each value may be used once, more than once, or not at all. You may need to drag the split bar between panes or scroll to view content.

NOTE: Each correct selection is worth one point.

Answer Area

(user.objectId -ne "Guest" "Member" null) and (user.userType -eq "Guest" "Member" null)

- A. Mastered
- B. Not Mastered

Answer: A

Explanation:

Null "Member"

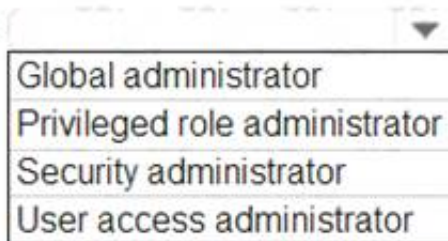
NEW QUESTION 3

- (Exam Topic 1)

You need to identify which roles to use for managing role assignments. The solution must meet the delegation requirements.


What should you do? To answer, select the appropriate options in the answer area. NOTE: Each correct selection is worth one point.

To manage Azure AD built-in role assignments, use:



Global administrator
Privileged role administrator
Security administrator
User access administrator

To manage Azure built-in role assignments, use:



Global administrator
Privileged role administrator
Security administrator
User access administrator

- A. Mastered
- B. Not Mastered

Answer: A

Explanation:

Reference:

<https://docs.microsoft.com/en-us/azure/role-based-access-control/role-assignments-portal> <https://docs.microsoft.com/en-us/azure/active-directory/roles/permissions-reference>

NEW QUESTION 4

- (Exam Topic 2)

You need to meet the planned changes and technical requirements for App1. What should you implement?

- A. a policy set in Microsoft Endpoint Manager
- B. an app configuration policy in Microsoft Endpoint Manager
- C. an app registration in Azure AD
- D. Azure AD Application Proxy

Answer: C

Explanation:

Reference:

<https://docs.microsoft.com/en-us/azure/active-directory/develop/quickstart-register-app>

NEW QUESTION 5

- (Exam Topic 2)

You need to meet the planned changes for the User administrator role. What should you do?

- A. Create an access review.
- B. Modify Role settings
- C. Create an administrator unit.
- D. Modify Active Assignments.

Answer: B

Explanation:

Role Setting details is where you need to be: Role setting details - User Administrator Privileged Identity Management | Azure AD roles

Default Setting State

Require justification on activation Yes Require ticket information on activation No On activation, require Azure MFA Yes Require approval to activate No

Approvers None

NEW QUESTION 6

- (Exam Topic 3)

You need to resolve the issue of IT.Group1. What should you do first?

- A. Recreate the IT_Group 1 group.
- B. Change Membership type of IT.Group1 to Dynamic Device
- C. Add an owner to IT_Group1.
- D. Change Membership type of IT.Group1 to Dynamic User

Answer: B

NEW QUESTION 7

- (Exam Topic 3)

You need to resolve the issue of the guest user invitations. What should you do for the Azure AD tenant?

- A. Configure the Continuous access evaluation settings.
- B. Modify the External collaboration settings.
- C. Configure the Access reviews settings.
- D. Configure a Conditional Access policy.

Answer: C

NEW QUESTION 8

- (Exam Topic 4)

You have a Microsoft 365 tenant named contoso.com. Guest user access is enabled.

Users are invited to collaborate with contoso.com as shown in the following table.

User email	User type	Invitation accepted	Shared resource
User1@outlook.com	Guest	No	Enterprise application
User2@fabrikam.com	Guest	Yes	Enterprise application

From the External collaboration settings in the Azure Active Directory admin center, you configure the Collaboration restrictions settings as shown in the following exhibit.

Collaboration restrictions

- ☐ Allow invitations to be sent to any domain (most inclusive)
- ☐ Deny invitations to the specified domains
- ☒ Allow invitations only to the specified domains (most restrictive)

 Delete

☒ TARGET DOMAINS

☐ Outlook.com

From a Microsoft SharePoint Online site, a user invites user3@adatum.com to the site.

For each of the following statements, select Yes if the statement is true. Otherwise, select No. NOTE: Each correct selection is worth one point.

Statements	Yes	No
User1 can accept the invitation and gain access to the enterprise application.	<input type="radio"/>	<input type="radio"/>
User2 can access the enterprise application.	<input type="radio"/>	<input type="radio"/>
User3 can accept the invitation and gain access to the SharePoint site.	<input type="radio"/>	<input type="radio"/>

- A. Mastered
- B. Not Mastered

Answer: A

Explanation:

Box 1: Yes

Invitations can only be sent to outlook.com. Therefore, User1 can accept the invitation and access the application.

Box 2: Yes

Invitations can only be sent to outlook.com. However, User2 has already received and accepted an invitation so User2 can access the application.

Box 3: No

Invitations can only be sent to outlook.com. Therefore, User3 will not receive an invitation.

NEW QUESTION 9

- (Exam Topic 4)

You have an Azure Active Directory (Azure AD) tenant named contoso.com that has Azure AD Identity Protection policies enforced.

You create an Azure Sentinel instance and configure the Azure Active Directory connector.

You need to ensure that Azure Sentinel can generate incidents based on the risk alerts raised by Azure AD Identity Protection.

What should you do first?

- A. Add an Azure Sentinel data connector.
- B. Configure the Notify settings in Azure AD Identity Protection.
- C. Create an Azure Sentinel playbook.
- D. Modify the Diagnostics settings in Azure AD.

Answer: A

Explanation:

Reference:

<https://docs.microsoft.com/en-us/azure/sentinel/connect-azure-ad-identity-protection>

NEW QUESTION 10

- (Exam Topic 4)

You have an Azure Active Directory Premium P2 tenant. You create a Log Analytics workspace.

You need to ensure that you can view Azure Active Directory (Azure AD) audit log information by using Azure Monitor.

What should you do first?

- A. Run the Set-AzureADTenantDetail cmdlet.
- B. Create an Azure AD workbook.
- C. Modify the Diagnostics settings for Azure AD.
- D. Run the Get-AzureADAuditDirectoryLogs cmdlet.

Answer: C

Explanation:

Reference:

<https://docs.microsoft.com/en-us/azure/active-directory/reports-monitoring/howto-integrate-activity-logs-with-lo>

NEW QUESTION 10

- (Exam Topic 4)

You have an Azure Active Directory (Azure AD) tenant named contoso.com.

You need to ensure that Azure AD External Identities pricing is based on monthly active users (MAU). What should you configure?

- A. an access review
- B. the terms or use
- C. a linked subscription
- D. a user flow

Answer: C

Explanation:

Reference:

<https://docs.microsoft.com/en-us/azure/active-directory/external-identities/external-identities-pricing>

NEW QUESTION 14

- (Exam Topic 4)

Your company has a Microsoft 365 tenant.

The company has a call center that contains 300 users. In the call center, the users share desktop computers and might use a different computer every day. The call center computers are NOT configured for biometric identification.

The users are prohibited from having a mobile phone in the call center.

You need to require multi-factor authentication (MFA) for the call center users when they access Microsoft 365 services.

What should you include in the solution?

- A. a named network location
- B. the Microsoft Authenticator app
- C. Windows Hello for Business authentication
- D. FIDO2 tokens

Answer: D

Explanation:

<https://docs.microsoft.com/en-us/azure/active-directory/authentication/concept-authentication-passwordless>

NEW QUESTION 19

- (Exam Topic 4)

You have a Microsoft 365 tenant.

You need to ensure that you can view Azure Active Directory (Azure AD) audit log information by using Azure Monitor.

What should you do first?

- A. Run the Get-AzureADAuditDirectoryLogs cmdlet.
- B. Create an Azure AD workbook.
- C. Run the Set-AzureADTenantDetail cmdlet.
- D. Modify the Diagnostics settings for Azure AD.

Answer: A

NEW QUESTION 21

- (Exam Topic 4)

You have 2,500 users who are assigned Microsoft Office 365 Enterprise E3 licenses. The licenses are assigned to individual users.

From the Groups blade in the Azure Active Directory admin center, you assign Microsoft 365 Enterprise E5 licenses to the users.

You need to remove the Office 365 Enterprise E3 licenses from the users by using the least amount of administrative effort.

What should you use?

- A. the Administrative units blade in the Azure Active Directory admin center
- B. the Set-AzureAdUser cmdlet
- C. the Groups blade in the Azure Active Directory admin center
- D. the Sec-MsolUserLicense cmdlet

Answer: D

Explanation:

Reference:

<https://docs.microsoft.com/en-us/powershell/module/msonline/set-msoluserlicense?view=azureadps-1.0>

NEW QUESTION 25

- (Exam Topic 4)

You have an Azure Active Directory (Azure AD) tenant named contoso.com.

All users who run applications registered in Azure AD are subject to conditional access policies. You need to prevent the users from using legacy authentication.

What should you include in the conditional access policies to filter out legacy authentication attempts?

- A. a cloud apps or actions condition
- B. a user risk condition
- C. a client apps condition
- D. a sign-in risk condition

Answer: C

Explanation:

Reference:

<https://docs.microsoft.com/en-us/azure/active-directory/conditional-access/block-legacy-authentication>

NEW QUESTION 29

- (Exam Topic 4)

Your network contains an on-premises Active Directory domain that syncs to an Azure Active Directory (Azure AD) tenant. The tenant contains the users shown in the following table.

Name	Type	Directory synced
User1	User	No
User2	User	Yes
User3	Guest	No

All the users work remotely.

Azure AD Connect is configured in Azure AD as shown in the following exhibit.

PROVISION FROM ACTIVE DIRECTORY



Azure AD Connect cloud provisioning

This feature allows you to manage provisioning from the cloud.

[Manage provisioning \(Preview\)](#)

Azure AD Connect sync

Sync Status	Enabled
Last Sync	Less than 1 hour ago
Password Hash Sync	Enabled

USER SIGN IN



Federation	Disabled	0 domains
Seamless single sign-on	Disabled	0 domains
Pass-through authentication	Enabled	2 agents

Connectivity from the on-premises domain to the internet is lost. Which users can sign in to Azure AD?

- A. User1 and User3 only
- B. User1 only
- C. User1, User2, and User3
- D. User1 and User2 only

Answer: A

Explanation:

Reference:

<https://docs.microsoft.com/en-us/azure/active-directory/hybrid/how-to-connect-pta-current-limitations>

NEW QUESTION 33

- (Exam Topic 4)

You have a Microsoft 365 tenant.

In Azure Active Directory (Azure AD), you configure the terms of use.

You need to ensure that only users who accept the terms of use can access the resources in the tenant. Other users must be denied access.

What should you configure?

- A. an access policy in Microsoft Cloud App Security.
- B. Terms and conditions in Microsoft Endpoint Manager.
- C. a conditional access policy in Azure AD
- D. a compliance policy in Microsoft Endpoint Manager

Answer: C

Explanation:

Reference:

<https://docs.microsoft.com/en-us/azure/active-directory/conditional-access/terms-of-use>

NEW QUESTION 34

- (Exam Topic 4)

You have an on-premises Microsoft Exchange organization that uses an SMTP address space of contoso.com. You discover that users use their email address for self-service sign-up to Microsoft 365 services.

You need to gain global administrator privileges to the Azure Active Directory (Azure AD) tenant that contains the self-signed users.

Which four actions should you perform in sequence? To answer, move the appropriate actions from the list of actions to the answer area and arrange them in the correct order.

Actions	Answer Area
Sign in to the Microsoft 365 admin center.	
Create a self-signed user account in the Azure AD tenant.	
From the Microsoft 365 admin center, add the domain name.	
Respond to the Become the admin message.	
From the Microsoft 365 admin center, remove the domain name.	
Create a TXT record in the contoso.com DNS zone.	

- A. Mastered
- B. Not Mastered

Answer: A

Explanation:

Reference:

<https://docs.microsoft.com/en-us/azure/active-directory/enterprise-users/domains-admin-takeover>

NEW QUESTION 38

- (Exam Topic 4)

You have a Microsoft 365 tenant.

All users have computers that run Windows 10. Most computers are company-owned and joined to Azure Active Directory (Azure AD). Some computers are user-owned and are only registered in Azure AD.

You need to prevent users who connect to Microsoft SharePoint Online on their user-owned computer from downloading or syncing files. Other users must NOT be restricted.

Which policy type should you create?

- A. a Microsoft Cloud App Security activity policy that has Microsoft Office 365 governance actions configured
- B. an Azure AD conditional access policy that has session controls configured
- C. an Azure AD conditional access policy that has client apps conditions configured
- D. a Microsoft Cloud App Security app discovery policy that has governance actions configured

Answer: B

Explanation:

Reference:

<https://docs.microsoft.com/en-us/cloud-app-security/proxy-intro-aad>

NEW QUESTION 40

- (Exam Topic 4)

You have a Microsoft Exchange organization that uses an SMTP' address space of contoso.com.

Several users use their contoso.com email address for self-service sign up to Azure Active Directory (Azure AD).

You gain global administrator privileges to the Azure AD tenant that contains the self-signed users.

You need to prevent the users from creating user accounts in the contoso.com Azure AD tenant for self-service sign-up to Microsoft 365 services.

Which PowerShell cmdlet should you run?

- A. Set-MsolCompanySettings
- B. Set-MsolDomainFederationSettings
- C. Update-MsolFederatedDomain
- D. Set-MsolDomain

Answer: A

Explanation:

<https://docs.microsoft.com/en-us/azure/active-directory/enterprise-users/directory-self-service-signup>

NEW QUESTION 44

- (Exam Topic 4)

You have an Azure Active Directory (Azure AD) tenant named contoso.com.

You plan to bulk invite Azure AD business-to-business (B2B) collaboration users.

Which two parameters must you include when you create the bulk invite? Each correct answer presents part of the solution

NOTE: Each correct selection is worth one point.

- A. email address
- B. redirection URL
- C. username
- D. shared key
- E. password

Answer: AB

Explanation:

Reference:

<https://docs.microsoft.com/en-us/azure/active-directory/external-identities/tutorial-bulk-invite>

NEW QUESTION 49

- (Exam Topic 4)

You have a Microsoft 365 tenant.

All users must use the Microsoft Authenticator app for multi-factor authentication (MFA) when accessing Microsoft 365 services.

Some users report that they received an MFA prompt on their Microsoft Authenticator app without initiating a sign-in request.

You need to block the users automatically when they report an MFA request that they did not initiate.

Solution: From the Azure portal, you configure the Block/unblock users settings for multi-factor authentication (MFA).

Does this meet the goal?

- A. Yes
- B. No

Answer: B

Explanation:

You need to configure the fraud alert settings. Reference:

<https://docs.microsoft.com/en-us/azure/active-directory/authentication/howto-mfa-mfasettings>

NEW QUESTION 52

- (Exam Topic 4)

You have an Azure Active Directory (Azure AD) tenant that contains the users shown in the following table.

Name	Type	Directory synced
User1	Member	Yes
User2	Member	No
User3	Guest	No

For which users can you configure the Job title property and the Usage location property in Azure AD? To answer, select the appropriate options in the answer area.

NOTE: Each correct selection is worth one point.

Answer Area

Job title property:	<div>User2 only User1 and User2 only User2 and User3 only User1, User2, and User3</div>
Usage location property:	<div>User2 only User1 and User2 only User2 and User3 only User1, User2, and User3</div>

- A. Mastered
- B. Not Mastered

Answer: A

Explanation:

Answer Area

Job title property:

User2 only
User1 and User2 only
User2 and User3 only
User1, User2, and User3

Usage location property:

User2 only
User1 and User2 only
User2 and User3 only
User1, User2, and User3

NEW QUESTION 55

- (Exam Topic 4)

You have an Azure Active Directory (Azure AD) tenant that contains the users shown in the following table.

Name	Role
User1	Conditional Access administrator
User2	Authentication administrator
User3	Security administrator
User4	Security operator

You plan to implement Azure AD Identity Protection.
Which users can configure the user risk policy, and which users can view the risky users report? To answer, select the appropriate options in the answer area.
NOTE: Each correct selection is worth one point.

Configure the user risk policy:

User3 only
User3 and User4 only
User1, User2, and User3 only
User1, User3, and User4 only
User1, User2, User3, and User4

View the risky users report:

User3 only
User3 and User4 only
User1, User2, and User3 only
User1, User3, and User4 only
User1, User2, User3, and User4

- A. Mastered
- B. Not Mastered

Answer: A

Explanation:

Graphical user interface, text Description automatically generated
Reference:
<https://docs.microsoft.com/en-us/azure/active-directory/identity-protection/overview-identity-protection>

NEW QUESTION 60

- (Exam Topic 4)

You configure Azure Active Directory (Azure AD) Password Protection as shown in the exhibit. (Click the Exhibit tab.)

Custom smart lockout

Lockout threshold ⓘ ✓

Lockout duration in seconds ⓘ ✓

Custom banned passwords

Enforce custom list ⓘ ☒ Yes ☐ No

Custom banned password list ⓘ ✓

Password protection for Windows Server Active Directory

Enable password protection on Windows Server Active Directory ⓘ ☒ Yes ☐ No

Mode ⓘ ☒ Enforced ☐ Audit

You are evaluating the following passwords:

- > Pr0jectlitw@re
- > T@ilw1nd
- > C0nt0s0

Which passwords will be blocked?

- A. Pr0jectlitw@re and T@ilw1nd only
- B. C0nt0s0 only
- C. C0nt0s0, Pr0jectlitw@re, and T@ilw1nd
- D. C0nt0s0 and T@ilw1nd only
- E. C0nt0s0 and Pr0jectlitw@re only

Answer: C

Explanation:

Reference:

<https://blog.enablingtechcorp.com/azure-ad-password-protection-password-evaluation>

NEW QUESTION 63

- (Exam Topic 4)

You have an Azure Active Directory (Azure AD) tenant that contains the users shown in the following table.

Name	Type	Member of
User1	Member	Group1
User2	Member	Group1
User3	Guest	Group1

User1 is the owner of Group1.

You create an access review that has the following settings:

- > Users to review: Members of a group
- > Scope: Everyone
- > Group: Group1
- > Reviewers: Members (self)

Which users can perform access reviews for User3?

- A. User1, User2, and User3
- B. User3 only
- C. User1 only
- D. User1 and User2 only

Answer: B

NEW QUESTION 65

- (Exam Topic 4)

Your company has an Azure Active Directory (Azure AD) tenant named contosri.com. The company has the business partners shown in the following table.

Name	Description
Fabrikam, Inc.	An Azure AD tenant that has two verified domains named fabrikam.com and adatum.com
Litware, Inc.	A third-party identity provider that uses the domain names of litwareinc.com and contoso.com

users can request access by using package 1.

Users at Fabrikam and Litware use all their respective domain names for email addresses.

You plan to create an access package named package1 that will be accessible only to the Fabrikam and Litware users.

You need to configure connected organizations for Fabrikam and Litware so that any of their users can request access by using package1.

What is the minimum number of connected organizations that you should create?

- A. 1
- B. 2
- C. 3
- D. 4

Answer: C

NEW QUESTION 69

- (Exam Topic 4)

You have an Azure Active Directory (Azure AD) tenant.

You create an enterprise application collection named HR Apps that has the following settings:

- Applications: App1, App2, App3
- Owners: Admin1
- Users and groups: HRUsers

All three apps have the following Properties settings:

- Enabled for users to sign in: Yes
- User assignment required: Yes
- Visible to users: Yes

Users report that when they go to the My Apps portal, they only see App1 and App2. You need to ensure that the users can also see App3. What should you do from App3?

What should you do from App3?

- A. From Users and groups, add HRUsers.
- B. From Properties, change User assignment required to No.
- C. From Permissions, review the User consent permissions.
- D. From Single sign on, configure a sign-on method.

Answer: A

Explanation:

Reference:

<https://docs.microsoft.com/en-us/azure/active-directory/manage-apps/assign-user-or-group-access-portal> <https://docs.microsoft.com/en-us/azure/active-directory/user-help/my-applications-portal-workspaces>

NEW QUESTION 73

- (Exam Topic 4)

You have an Azure Active Directory (Azure AD) tenant that contains the groups shown in the following table.

Name	Type	Membership type
Group1	Security	Assigned
Group2	Security	Dynamic User
Group3	Security	Dynamic Device
Group4	Microsoft 365	Assigned
Group5	Microsoft 365	Dynamic User

For which groups can you create an access review?

- A. Group1 only
- B. Group1 and Group4 only
- C. Group1 and Group2 only
- D. Group1, Group2, Group4, and Group5 only
- E. Group1, Group2, Group3, Group4 and Group5

Answer: D

Explanation:

You cannot create access reviews for device groups. Reference:

<https://docs.microsoft.com/en-us/azure/active-directory/governance/create-access-review>

NEW QUESTION 74

- (Exam Topic 4)

You have a Microsoft 365 tenant.

You currently allow email clients that use Basic authentication to connect to Microsoft Exchange Online.

You need to ensure that users can connect to Exchange only run email clients that use Modern authentication protocols.

What should you implement?

You need to ensure that use Modern authentication

- A. a compliance policy in Microsoft Endpoint Manager
- B. a conditional access policy in Azure Active Directory (Azure AD)
- C. an application control profile in Microsoft Endpoint Manager
- D. an OAuth policy in Microsoft Cloud App Security


Answer: B

NEW QUESTION 77


- (Exam Topic 4)


You have an Azure Active Directory (Azure AD) tenant that contains an administrative unit named Department1. Department1 has the users shown in the Users exhibit. (Click the Users tab.)


Dashboard > ContosoAzureAD > Department1 Administrative Unit





Department1 Administrative Unit | Users (Preview)
ContosoAzureAD - Azure Active Directory


 Add member


 Remove member


 Bulk operations


 Refresh

 Columns



 Preview features

 Got feedback?

 This page includes previews available for your evaluation. View previews →


 Add filters

2 users found


	Name	User principal name	User type	Directory synced
<input type="checkbox"/>	 User1	User1@m365x629615.onmicrosoft.com	Member	No
<input type="checkbox"/>	 User2	User2@m365x629615.onmicrosoft.com	Member	No


Department1 has the groups shown in the Groups exhibit. (Click the Groups tab.)


Dashboard > ContosoAzureAD > Department1 Administrative Unit





Department1 Administrative Unit | Groups
ContosoAzureAD - Azure Active Directory


 Add


 Remove



 Refresh

 Columns

 Preview features


 Got feedback?

 Add filters


	Name	Group Type	Membership Type
<input type="checkbox"/>	 Group1	Security	Assigned
<input type="checkbox"/>	 Group2	Security	Assigned


Department1 has the user administrator assignments shown in the Assignments exhibit. (Click the Assignments tab.)


Dashboard > ContosoAzureAD > Identity Governance > Privileged Identity Management > ContosoAzureAD





User Administrator | Assignments
Privileged Identity Management | Azure AD roles

 Add assignments

 Settings

 Refresh

 Export

 Got feedback?

Eligible assignments


Active assignments

Expired assignments

Name	Principal name	Type	Scope
User Administration			
Admin1	Admin1@m365x629615.onmicrosoft.com	User	Department1 Administrative Unit (Administrative unit)
Admin2	Admin2@m365x629615.onmicrosoft.com	User	Directory

The members of Group2 are shown in the Group2 exhibit. (Click the Group2 tab.)


Dashboard > ContosoAzureAD > Groups > Group2


Group2 | Members


Group

>>


+ Add members


 Remove


 Refresh

 Bulk operations



Columns

 Preview features

 Got feedback?

 This page includes previews available for your evaluation. [View previews](#) →

Direct members

Name	User type
<input type="checkbox"/>  User3	Member
<input type="checkbox"/>  User4	Member

For each of the following statements, select Yes if the statement is true. Otherwise, select No. NOTE: Each correct selection is worth one point.

Statements	Yes	No
Admin1 can reset the passwords of User3 and User4.	<input type="radio"/>	<input type="radio"/>
Admin1 can add User1 to Group 2	<input type="radio"/>	<input type="radio"/>
Admin 2 can reset the password of User1.	<input type="radio"/>	<input type="radio"/>

- A. Mastered
- B. Not Mastered

Answer: A

Explanation:

Reference:
<https://docs.microsoft.com/en-us/azure/active-directory/roles/administrative-units>

NEW QUESTION 78

- (Exam Topic 4)
You have a Microsoft 365 tenant.
All users have mobile phones and laptops.
The users frequently work from remote locations that do not have Wi-Fi access or mobile phone connectivity. While working from the remote locations, the users connect their laptop to a wired network that has internet access.
You plan to implement multi-factor authentication (MFA).
Which MFA authentication method can the users use from the remote location?

- A. a notification through the Microsoft Authenticator app
- B. email
- C. security questions
- D. a verification code from the Microsoft Authenticator app

Answer: D

Explanation:

Reference:
<https://docs.microsoft.com/en-us/azure/active-directory/authentication/concept-authentication-authenticator-app>

NEW QUESTION 79

- (Exam Topic 4)
Note: This question is part of a series of questions that present the same scenario. Each question in the series contains a unique solution that might meet the stated goals. Some question sets might have more than one correct solution, while others might not have a correct solution.
After you answer a question in this section, you will NOT be able to return to it. As a result, these questions will not appear in the review screen.
You have an Active Directory forest that syncs to an Azure Active Directory (Azure AD) tenant.
You discover that when a user account is disabled in Active Directory, the disabled user can still authenticate to Azure AD for up to 30 minutes.
You need to ensure that when a user account is disabled in Active Directory, the user account is immediately prevented from authenticating to Azure AD.
Solution: You configure Azure AD Password Protection. Does this meet the goal?

- A. Yes
- B. No

Answer: B

NEW QUESTION 80

- (Exam Topic 4)

You have a new Microsoft 365 tenant that uses a domain name of contoso.onmicrosoft.com. You register the name contoso.com with a domain registrar. You need to use contoso.com as the default domain name for new Microsoft 365 users. Which four actions should you perform in sequence? To answer, move the appropriate actions from the list of actions to the answer area and arrange them in the correct order.

Actions

Delete the contoso.onmicrosoft.com domain.
Register a custom domain name of contoso.com.
Set the domain to primary.
Create a new TXT record in DNS.
Verify the domain name.

Answer Area

- A. Mastered
- B. Not Mastered

Answer: A

Explanation:

Table Description automatically generated with medium confidence
Reference:
<https://practical365.com/configure-a-custom-domain-in-office-365/>

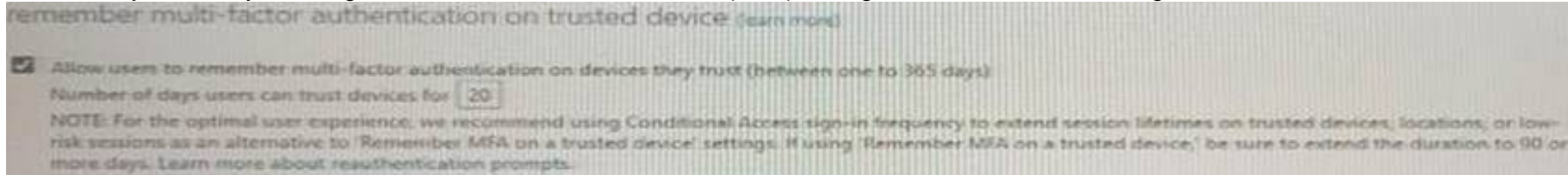
NEW QUESTION 83

- (Exam Topic 4)

You create the Azure Active Directory (Azure AD) users shown in the following table.

Name	Multi-factor auth status	Device
User1	Disabled	Device1
User2	Enabled	Device2
User3	Enforced	Device3

On February 1, 2021, you configure the multi-factor authentication (MFA) settings as shown in the following exhibit.



The users authentication to Azure AD on their devices as shown in the following table.

Date	User
February 2, 2021	User1
February 5, 2021	User2
February 21, 2021	User1

On February 26, 2021, what will the multi-factor auth status be for each user?

A)

Name	Multi-factor auth status
User1	Disabled
User2	Enabled
User3	Enforced

B)

Name	Multi-factor auth status
User1	Enabled
User2	Enabled
User3	Enabled

C)

Name	Multi-factor auth status
User1	Enforced
User2	Enforced
User3	Enforced

D)

Name	Multi-factor auth status
User1	Disabled
User2	Enforced
User3	Enforced

- A. Option A
- B. Option B
- C. Option C
- D. Option D

Answer: B

NEW QUESTION 84

- (Exam Topic 4)

You have a Microsoft 365 tenant.

All users must use the Microsoft Authenticator app for multi-factor authentication (MFA) when accessing Microsoft 365 services.

Some users report that they received an MFA prompt on their Microsoft Authenticator app without initiating a sign-in request.

You need to block the users automatically when they report an MFA request that they did not initiate. Solution: From the Azure portal, you configure the Account lockout settings for multi-factor authentication (MFA).

Does this meet the goal?

- A. Yes
- B. No

Answer: B

Explanation:

You need to configure the fraud alert settings. Reference:

<https://docs.microsoft.com/en-us/azure/active-directory/authentication/howto-mfa-mfasettings>

NEW QUESTION 86

- (Exam Topic 4)

You have an Azure Active Directory (Azure AD) tenant that contains a user named User1 and the groups shown in the following table.

Name	Type	Membership type
Group1	Security	Assigned
Group2	Security	Dynamic User
Group3	Security	Dynamic Device
Group4	Microsoft 365	Assigned

In the tenant, you create the groups shown in the following table.

Name	Type	Membership type
GroupA	Security	Assigned
GroupB	Microsoft 365	Assigned

Which members can you add to GroupA and GroupB? To answer, select the appropriate options in the answer area.

NOTE: Each correct selection is worth one point.

GroupA:

User1 only
User1 and Group1 only
User1, Group1, and Group2 only
User1, Group1, and Group4 only
User1, Group1, Group2, and Group3 only
User1, Group1, Group2, Group3, and Group4

GroupB:

User1 only
User1 and Group4 only
User1, Group1, and Group4 only
User1, Group1, Group2, and Group4 only
User1, Group1, Group2, Group3, and Group4

- A. Mastered
- B. Not Mastered

Answer: A

Explanation:

Reference:

<https://bitsizedbytes.wordpress.com/2018/12/10/distribution-security-and-office-365-groups-nesting/>

NEW QUESTION 87

.....

Relate Links

100% Pass Your SC-300 Exam with ExamBible Prep Materials

<https://www.exambible.com/SC-300-exam/>

Contact us

We are proud of our high-quality customer service, which serves you around the clock 24/7.

Viste - <https://www.exambible.com/>