

Exam Questions MS-700

Managing Microsoft Teams

<https://www.2passeasy.com/dumps/MS-700/>



NEW QUESTION 1

- (Topic 5)

Your company has a Microsoft 365 subscription.

All users have computers that run Windows 10. The computers are joined to Azure Active Directory (Azure AD) and enrolled in Microsoft Intune. All the users are standard users.

The company plans to start using Microsoft Teams.

You need to deploy the Microsoft Teams client to the computers. What should you use?

- A. an Azure AD app registration
- B. a domain-based Group Policy Object (GPO)
- C. Azure App Service
- D. an app in Microsoft Intune

Answer: D

Explanation:

<https://www.robinhobo.com/how-to-deploy-the-microsoft-teams-desktop-client-with-microsoft-intune/>

NEW QUESTION 2

- (Topic 5)

Your company has a Microsoft 365 subscription.

You need to prevent users from using Microsoft Teams to communicate with users in a partner company that uses an email domain named litewareinc.com.

What should you do from the Microsoft Teams admin center?

- A. Turn off guest access.
- B. Create a new messaging policy.
- C. Modify the External access settings.
- D. Create a new meeting policy.

Answer: C

NEW QUESTION 3

- (Topic 5)

Your company has a Microsoft subscription.

The Microsoft 365 tenant uses a domain named contoso.com.

You need to ensure that team channels can receive email only from users in the company and email addresses that use an email domain named @fabrikam.com. What should you modify?

- A. the External collaboration settings in the Azure Active Directory admin center
- B. the list of accepted domains in Microsoft Exchange Online
- C. the org-wide Teams settings
- D. the global teams policy

Answer: C

NEW QUESTION 4

- (Topic 5)

The Subscription has the Teams policy shown in the following exhibit:

+ Add Edit Duplicate Delete Reset Global policy Manage users 1 item				
✓	Name ↑	Description	Custom policy	Create private channels
	Global (Org-wide default)		No	Off

You need to ensure that the members of Group1 can create private channels. The solution must use the principle of least privilege. What should you do first?

- A. Create a team template.
- B. Modify the Teams settings for the subscription.
- C. Modify the Global (Org-wide default) policy and set Create private channels to On.
- D. Create a Teams policy that has Create private channels set to On.

Answer: D

NEW QUESTION 5

- (Topic 5)

You have a Microsoft 365 E5 subscription that uses Microsoft Teams.

Users report that their presence information is available to external partners.

You need to ensure that the presence information is available only to the external partners on the users' contact lists.

What should you do?

- A. From PowerShell, run Set-CsPrivacyConfiguration -EnablePrivacyMode True.
- B. From External collaboration settings in the Azure Active Directory admin center, configure Guest user access restrictions.
- C. From PowerShell, run Set-CsTenantFederationConfiguration AllowFederatedUsers\$false.

D. From the Microsoft Teams admin center, add the external partners to the Allow only specific external domains list.

Answer: A

NEW QUESTION 6

- (Topic 5)

Note: This question is part of a series of questions that present the same scenario. Each question in the series contains a unique solution that might meet the stated goals. Some question sets might have more than one correct solution, while others might not have a correct solution.

After you answer a question in this section, you will NOT be able to return to it. As a result, these questions will not appear in the review screen.

Your company has a Microsoft 365 subscription that uses an Azure Active Directory (Azure AD) tenant named contoso.com.

You need to prevent guest users in the tenant from using cameras during Microsoft Teams meetings.

Solution: From the Azure Active Directory admin center, you modify the External collaboration settings.

Does this meet the goal?

A. Yes

B. No

Answer: A

Explanation:

<https://docs.microsoft.com/en-us/microsoftteams/manage-guests>

NEW QUESTION 7

- (Topic 5)

You have a Microsoft 365 subscription that contains several Microsoft SharePoint Online sites.

You need to ensure that the content stored in a SharePoint modern team site named Sales is available from Microsoft Teams. The solution must ensure that when a new channel is added to a team, a folder for the channel is created in the Sales site.

Solution: From the Microsoft Teams client you create a new team and select From a group or team.

Does this meet the goal?

A. Yes

B. No

Answer: B

NEW QUESTION 8

- (Topic 5)

Your company has a Microsoft 365 subscription that contains several teams.

The company's security policy states that an administrator must be notified when a new team is created by using the Build a team from scratch option.

You need to configure the environment to meet the security policy requirement. What should you do?

A. From the Security & Compliance admin center, create a supervision policy.

B. From the Security & Compliance admin center, create an alert policy.

C. From the Azure Active Directory admin center, create a protection notification.

D. From the Microsoft Teams admin center, modify the global teams policy.

Answer: B

NEW QUESTION 9

- (Topic 5)

Your company has a Microsoft 365 E5 subscription. You enable guest access for Microsoft Teams.

You need to prevent all users from downloading and opening files that contain malware by using Microsoft Teams channels.

What should you do first?

A. From the Microsoft Purview compliance portal, create a data loss prevention (DLP) policy.

B. From the Microsoft 365 Defender portal, select Turn on Defender for Office 365 for SharePoint, OneDrive, and Microsoft Teams

C. From the Azure Active Directory admin center, add an identity provider.

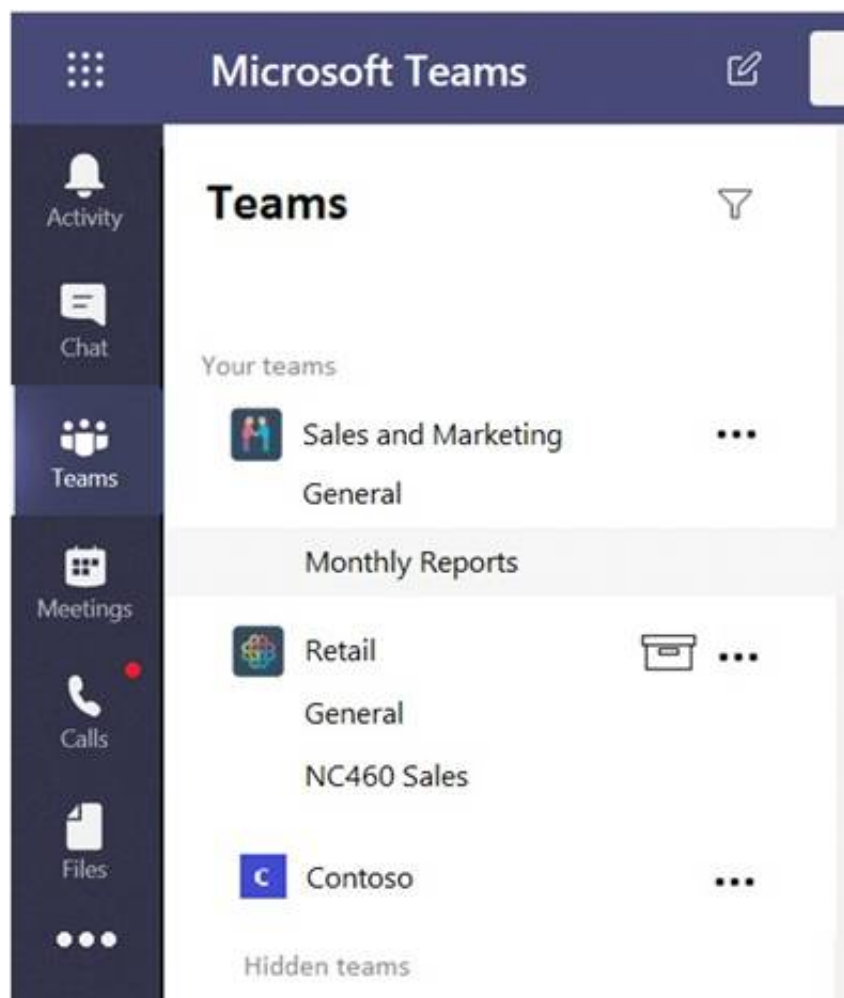
D. From the Azure Active Directory admin center, enable the End user protection baseline policy.

Answer: B

NEW QUESTION 10

- (Topic 5)

Your company has a Microsoft 365 subscription that contains the teams shown in the following exhibit.



Guest users report that they cannot create posts in Monthly Reports. You need to ensure that the guest users can post to Monthly Reports. What should you do?

- A. From the Microsoft Teams client, modify the privacy setting.
- B. From the Microsoft Teams admin center, modify the Guest access settings.
- C. From the Microsoft Teams client, modify the channel moderation preferences.
- D. From the Microsoft Teams admin center, modify the messaging policy.

Answer: B

Explanation:

Reference:

<https://docs.microsoft.com/en-us/microsoft-365/solutions/collaborate-as-team?view=o365-worldwide>

NEW QUESTION 10

- (Topic 5)

Your company has a Microsoft 365 tenant.

Guest users report that they cannot access files or Microsoft OneNote from Microsoft Teams. The guest users can access channels, chats, and conversations.

You need to ensure that the guest users can access the files and OneNote from Microsoft Teams.

For what should you configure external sharing?

- A. Microsoft Teams
- B. Microsoft SharePoint Online
- C. Microsoft OneDrive for Business
- D. Microsoft Yammer.

Answer: B

NEW QUESTION 14

HOTSPOT - (Topic 5)

Graphical user interface,

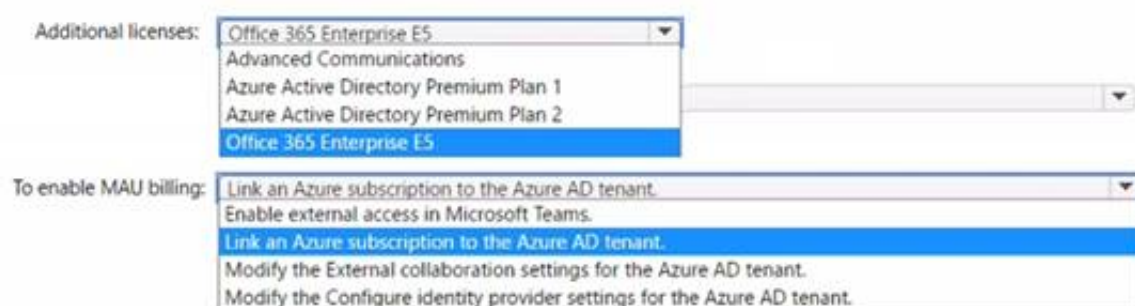
You have a Microsoft 365 subscription that uses Microsoft Teams to collaborate with guest users.

You need to use monthly active users (MAU) billing and access reviews to monitor the team membership of the guest users.

Which additional licenses should you assign, and what should you do to enable MAU billing? To answer, select the appropriate options in the answer area.

NOTE: Each correct selection is worth one point.

Answer Area

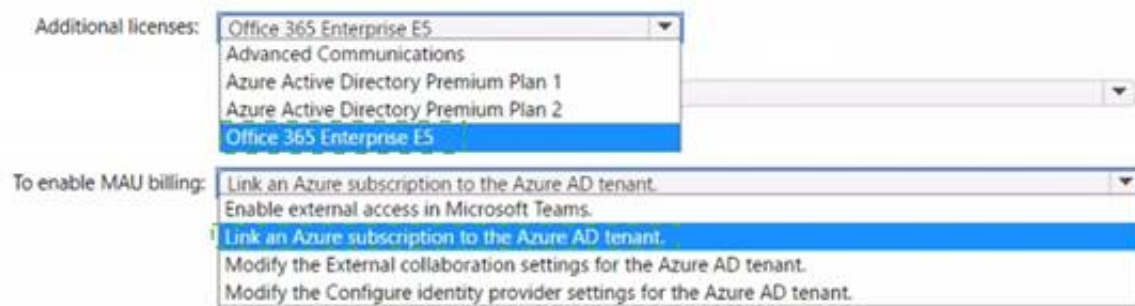


- A. Mastered
- B. Not Mastered

Answer: A

Explanation:

Answer Area



NEW QUESTION 15

- (Topic 5)

You have an org wide team named Team1.

The members of Team1 report that they receive an excessive amount of notifications from channel messages.

You need to reduce the amount of notifications by implementing the following changes:

? Allow only global administrators to create new posts in the General channel.

? Prevent @members for the org-wide team members.

Which two actions should you perform from the Microsoft Teams client? Each correct answer presents part of the solution.

NOTE: Each correct selection is worth one point.

- A. From the Team1 settings, clear Give members the option to edit their messages.
- B. From the General Channel settings of Team1, set the channel moderation preference to Anyone canpost; show alert that postings will notify everyone (recommended for large teams).
- C. From the General Channel settings of Team1, set the channel moderation preference to Only owners can post messages.
- D. From the Team1 settings, disable all the Fun stuff settings.
- E. From the Team1 settings, set Show members the option to @team or @[team name] to Off.

Answer: CE

Explanation:

Reference:

<https://docs.microsoft.com/en-us/microsoftteams/create-an-org-wide-team>

NEW QUESTION 18

- (Topic 5)

Note: This question is part of a series of questions that present the same scenario. Each question in the series contains a unique solution that might meet the stated goals. Some question sets might have more than one correct solution, while others might not have a correct solution.

After you answer a question in this section, you will NOT be able to return to it. As a result, these questions will not appear in the review screen.

Your company has 10 offices in North America and Europe. The company has 5,000 users.

You plan to deploy Microsoft Teams for all the users.

You run a pilot project for the planned deployment.

You need to identify the network packet loss from the pilot computers to Microsoft Teams during calls.

Solution: From the Microsoft Teams admin center, you select Analytics & reports. Does this meet the goal?

- A. Yes
- B. No

Answer: B

Explanation:

Reference:

<https://docs.microsoft.com/en-us/microsoftteams/turning-on-and-using-call-quality-dashboard>

NEW QUESTION 21

- (Topic 5)

Note: This question is part of a series of questions that present the same scenario. Each question in the series contains a unique solution that might meet the stated goals. Some question sets might have more than one correct solution, while others might not have a correct solution.

After you answer a question in this section, you will NOT be able to return to it. As a result, these questions will not appear in the review screen.

Your company has a Microsoft 365 subscription.

You need to prevent a user named User1 from permanently deleting private chats in Microsoft Teams.

Solution: You create an In-Place Hold for the Microsoft OneDrive for Business site of User1.

Does this meet the goal?

- A. Yes
- B. No

Answer: B

Explanation:

Private chats are stored in user mailboxes, not on OneDrive.

NEW QUESTION 25

- (Topic 5)

Your company has a Microsoft 365 subscription. You attempt to review call quality by location.

When you sign in to the Microsoft Call Quality Dashboard, you discover that no locations are defined.

You need to ensure that all the call quality information in the dashboard is segmented by location.
What should you do first?

- A. From the Microsoft Teams admin center, configure reporting labels.
- B. From an administrator’s computer, run the Network Testing Companion.
- C. From PowerShell, run the Set-CsQoEConfiguration cmdlet.
- D. From the Microsoft Teams admin center, run the Network Planner.

Answer: A

Explanation:

Reference:
https://docs.microsoft.com/en-us/microsoftteams/learn-more-about-site-upload

NEW QUESTION 27

HOTSPOT - (Topic 5)

Your company has a Microsoft 365 subscription. You add guest users to the organization. The company’s global live event policy is configured as shown in the following exhibit.

Global

Description

Allow scheduling

On

Allow transcription for attendees

On

Who can join scheduled live events

Everyone in the organization

Who can record an event

Always record

Use the drop-down menus to select the answer choice that completes each statement based on the information presented in the graphic.
NOTE: Each correct selection is worth one point.

[Answer choice] can access live events.

Users who have an Azure AD account, external access users, and guest users

Only users who have an Azure AD account and external access users

Only users who have an Azure AD account and guest users

Only users who have an Azure AD account only

[Answer choice] can schedule live events.

All users who have an Azure AD account

All users who have an Azure AD account and guest users

Only global administrators

Only team owners

- A. Mastered
- B. Not Mastered

Answer: A

Explanation:

[Answer choice] can access live events.

Users who have an Azure AD account, external access users, and guest users

Only users who have an Azure AD account and external access users

Only users who have an Azure AD account and guest users

Only users who have an Azure AD account only

[Answer choice] can schedule live events.

All users who have an Azure AD account

All users who have an Azure AD account and guest users

Only global administrators

Only team owners

NEW QUESTION 32

DRAG DROP - (Topic 5)

Your company uses Microsoft Teams.
You are planning the compliance strategy for Microsoft Teams. All compliance tasks must be performed by a user in the compliance department who will be assigned the Global admin role and will not be a team owner.
You need to identify which tools to use for the following tasks:
*Archive a team.
*Restore a deleted team.
*Permanently delete a team.
Which tool should you identify for each task? To answer, drag the appropriate tools to the correct tasks. Each tool may be used once, more than once, or not at all.
You may need to drag the split bar between panes or scroll to view content.
NOTE: Each correct selection is worth one point.

Tools

The Microsoft Teams admin center

The Azure Active Directory admin center

The Microsoft Teams desktop client

Administration tasks

Restore a deleted team: Tool

Archive a team: Tool

Permanently delete a team: Tool

- A. Mastered
 B. Not Mastered

Answer: A

Explanation:

Tools

The Microsoft Teams admin center

The Azure Active Directory admin center

The Microsoft Teams desktop client

Administration tasks

Restore a deleted team: The Azure Active Directory admin center

Archive a team: The Microsoft Teams admin center

Permanently delete a team: The Microsoft Teams admin center

NEW QUESTION 35

- (Topic 5)

Note: This question is part of a series of questions that present the same scenario. Each question in the series contains a unique solution that might meet the stated goals. Some question sets might have more than one correct solution, while others might not have a correct solution.

After you answer a question in this section, you will NOT be able to return to it. As a result, these questions will not appear in the review screen.

You company has a Microsoft 365 subscription and a Virtual Desktop Infrastructure (VDI) solution.

The company's Microsoft Teams upgrade policy is set to Teams only coexistence mode. You deploy the Microsoft Installer (MSI) package for Microsoft Teams to the VDI solution.

Several months later, users of the VDI solution report that their workstation is missing several new Microsoft Teams features.

You need to ensure that the VDI solution users can use the new Microsoft Teams features. Solution: You run the Grant-CsTeamsUpgradePolicy cmdlet and specify the -PolicyName parameter.

Does this meet the goal?

- A. Yes
 B. No

Answer: B

Explanation:

Reference:

<https://docs.microsoft.com/en-us/microsoftteams/teams-client-update> <https://docs.microsoft.com/en-us/microsoftteams/teams-for-vdi#install-teams-on-vdi>

NEW QUESTION 40

HOTSPOT - (Topic 5)

Your company has the users shown in the following table.

Name	Department
User1	HR
User2	IT
User3	Production

The company uses Teams.

You have Teams update policies configured as shown in the following table.

Name	Allow public preview
Global (Org-wide-default)	Follow Office Preview
Policy1	Not enabled
Policy2	Enabled

The Teams update policies are assigned to departments as shown in the following table.

Teams update policy	Department
Policy1	HR
Policy2	IT

For each of the following statements, select Yes if True. Otherwise select No.

NOTE: Each correct selection is worth one point.

Answer Area

Statements	Yes	No
User1 can switch to the public preview features by using the Teams client.	<input type="radio"/>	<input type="radio"/>
User2 can switch to the public preview features by using the Teams client.	<input type="radio"/>	<input type="radio"/>
User3 can switch to the public preview features by using the Teams client.	<input type="radio"/>	<input type="radio"/>

- A. Mastered
 B. Not Mastered

Answer: A

Explanation:

Answer Area

Statements	Yes	No
User1 can switch to the public preview features by using the Teams client.	<input type="radio"/>	<input checked="" type="radio"/>
User2 can switch to the public preview features by using the Teams client.	<input checked="" type="radio"/>	<input type="radio"/>
User3 can switch to the public preview features by using the Teams client.	<input type="radio"/>	<input checked="" type="radio"/>

NEW QUESTION 45

HOTSPOT - (Topic 5)

You have a Microsoft 365 subscription that uses Microsoft Teams. You need to meet the following requirements:

? Users must be able to join meetings by dialing a phone number.

? Users must be able to apply custom branded meeting lobbies.

? Auto attendants and call queues must be implemented.

Which Microsoft Teams feature should you configure for each requirement? To answer, select the appropriate options in the answer area.

NOTE: Each correct selection is worth one point.

Join meetings by dialing a phone number:

	▼
Calling Plans	
Audio Conferencing	
Microsoft Teams Rooms	
Advanced Communications	

Implement auto attendants and call queues:

	▼
Calling Plans	
Communication credits	
Microsoft Teams Rooms	
Advanced Communications	

Apply custom branded meeting lobbies:

	▼
Communication credits	
Microsoft Teams Rooms	
Advanced Communications	
Microsoft 365 Audio Conferencing	

- A. Mastered
 B. Not Mastered

Answer: A

Explanation:

Graphical user interface, text, application, table, email Description automatically generated

NEW QUESTION 48

- (Topic 5)

Your company has a Microsoft 365 subscription.

You need to customize meeting invitation emails to include the company logo.

What should you do in the Microsoft Teams admin center?

- A. From Teams settings, modify the Email integration settings.
- B. From Meeting settings, modify the Email invitation settings.
- C. From Meeting policies, create a new meeting policy and assign the policy.
- D. From Meeting policies, modify the Global (Org-wide default) policy.

Answer: B

Explanation:

Reference:

<https://docs.microsoft.com/en-us/microsoftteams/meeting-settings-in-teams>

NEW QUESTION 51

- (Topic 5)

Note: This question is part of a series of questions that present the same scenario. Each question in the series contains a unique solution that might meet the stated goals. Some question sets might have more than one correct solution, while others might not have a correct solution.

After you answer a question in this section, you will NOT be able to return to it. As a result, these questions will not appear in the review screen.

Your company has a Microsoft 365 subscription.

You plan to configure the environment to allow external users to collaborate in Microsoft Teams by using guest access.

The company implements a new security policy that has the following requirements:

? Only guest users from specific domains must be allowed to connect to collaborate by using Microsoft Teams.

? Guest users must be prevented from inviting other guests.

You need to recommend a solution to meet the security policy requirements.

Solution: From the Microsoft Teams admin center, you modify the global meeting policy. Does this meet the goal?

- A. Yes
- B. No

Answer: B

Explanation:

<https://docs.microsoft.com/en-us/microsoftteams/meeting-policies-in-teams>

NEW QUESTION 53

- (Topic 5)

Note: This question is part of a series of questions that present the same scenario. Each question in the series contains a unique solution that might meet the stated goals. Some

question sets might have more than one correct solution, while others might not have a correct solution.

After you answer a question in this section, you will NOT be able to return to it. As a result, these questions will not appear in the review screen.

Your company has a Microsoft 365 subscription that uses an Azure Active Directory (Azure AD) tenant named contoso.com.

You need to prevent guest users in the tenant from using cameras during Microsoft Teams meetings.

Solution: From Microsoft Teams admin center, you modify the External sharing settings. Does this meet the goal?

- A. Yes
- B. No

Answer: A

Explanation:

Guest access in Teams allows people outside your organization to access teams and channels. When you turn on Guest Access, you can turn on or off features guests users can or can't use.

Reference:

<https://docs.microsoft.com/en-us/microsoftteams/set-up-guests>

NEW QUESTION 54

- (Topic 5)

Note: This question is part of a series of questions that present the same scenario. Each question in the series contains a unique solution that might meet the stated goals. Some question sets might have more than one correct solution, while others might not have a correct solution.

After you answer a question in this section, you will NOT be able to return to it. As a result, these questions will not appear in the review screen.

Your company has a Microsoft 365 subscription.

You plan to configure the environment to allow external users to collaborate in Microsoft Teams by using guest access.

The company implements a new security policy that has the following requirements:

? Only guest users from specific domains must be allowed to connect to collaborate by using Microsoft Teams.

? Guest users must be prevented from inviting other guests.

You need to recommend a solution to meet the security policy requirements.

Solution: From the Azure Active Directory, you modify the External collaboration settings. Does this meet the goal?

- A. Yes
- B. No

Answer: A

Explanation:

<https://docs.microsoft.com/en-us/azure/active-directory/b2b/delegate- invitations>

NEW QUESTION 58

- (Topic 5)

You have a Microsoft 365 subscription that contains two users named User1 and User2. The users are provisioned for Microsoft Teams calling.

User1 is on leave for two weeks.

You need to ensure that User2 is notified of all calls to User1 while User1 is away.

Which two actions should you perform? Each correct answer presents part of the solution.

NOTE: Each correct selection is worth one point.

- A. From Voice, add User2 to group call pickup.
- B. From Voice, add User1 to group call pickup.
- C. From Policies, modify the voice routing policy.
- D. From the Microsoft Teams admin center, modify the settings of User2.
- E. From the Microsoft Teams admin center, modify the settings of User1.

Answer: AE

Explanation:

Reference:

<https://erik365.blog/2019/06/06/manage-group-calling-and-call-delegation-in-microsoft- teams-as-admin/>

NEW QUESTION 63

HOTSPOT - (Topic 5)

Your company has the following departments:

- Marketing
- Information technology (IT) The company uses Teams.

You need to recommend an access solution that meets the following requirements:

- The marketing department must collaborate with an external consultant by using a Microsoft PowerPoint presentation stored in the General channel of a new team.
- The IT department must be able to communicate with external consultants by using a private Teams chat and Teams calls.

Which type of access should you recommend for each department? To answer, select the appropriate options in the answer area. NOTE: Each correct selection is worth one point.

Answer Area

Marketing:

IT:

- A. Mastered
- B. Not Mastered

Answer: A

Explanation:

Answer Area

Marketing:

IT:

NEW QUESTION 64

- (Topic 5)

Your company has five offices. Each office has a unique phone number. You plan to deploy Phone System to all the offices.

You need to ensure that each office has a unique greeting message for the weekdays and a unique greeting

message for the weekends. The solution must minimize administrative effort. D18912E1457D5D1DDCBD40AB3BF70D5D

What should you create?

- A. one auto attendant that contains all five phone numbers
- B. one call queue that contains all five phone numbers
- C. five auto attendants that each contains one phone number
- D. five call queues that each contains one phone number

Answer: C

Explanation:

<https://docs.microsoft.com/en-us/microsoftteams/what-are-phone-system-auto- attendants#getting-started>

NEW QUESTION 69

- (Topic 5)

Note: This question is part of a series of questions that present the same scenario. Each question in the series contains a unique solution that might meet the stated goals. Some question sets might have more than one correct solution, while others might not have a correct solution.

After you answer a question in this section, you will NOT be able to return to it. As a result, these questions will not appear in the review screen.

Your company has a Microsoft 365 subscription.

You need to prevent temporary employees from using the private chat feature in Microsoft Teams.

Solution: You create a messaging policy and assign the policy to the users. Does this meet the goal?

- A. Yes
- B. No

Answer: B

NEW QUESTION 70

- (Topic 5)

You have a Microsoft 365 E5 subscription that contains a user named User1.

You need to change the default conferencing toll phone number for User1 by using the Microsoft Teams admin center.

What should you modify for User1?

- A. the Account settings
- B. Calling policy
- C. the Voice settings
- D. Meeting policy

Answer: A

Explanation:

Reference:

<https://docs.microsoft.com/en-us/microsoftteams/manage-the-audio-conferencing-settings-for-a-user-in-teams>

NEW QUESTION 73

- (Topic 5)

Note: This question is part of a series of questions that present the same scenario. Each question in the series contains a unique solution that might meet the stated goals. Some question sets might have more than one correct solution, while others might not have a correct solution.

After you answer a question in this section, you will NOT be able to return to it. As a result, these questions will not appear in the review screen.

Your company has a Microsoft 365 subscription.

You need to prevent a user named User1 from permanently deleting private chats in Microsoft Teams.

Solution: You place the mailbox of User1 on Litigation Hold. Does this meet the goal?

- A. Yes
- B. No

Answer: A

NEW QUESTION 74

- (Topic 5)

You have a Microsoft 365 subscription that uses Microsoft Teams. The subscription contains 1,000 users in the groups shown in the following table.

Name	Requirement
Group1	Full access to chat, calling, apps, and meetings in Microsoft Teams must be provided.
Group2	Access to external participants must be prevented. Video conferencing and screen sharing must be disabled. Private meetings must be disabled. Specific apps must be installed automatically.

You need to configure Microsoft Teams to meet the requirements. The solution must minimize administrative effort.

What should you use?

- A. policy packages
- B. app setup policies
- C. Microsoft Teams policies
- D. Meetings policies

Answer: A

Explanation:

Reference:

<https://docs.microsoft.com/en-us/microsoftteams/assign-policies>

NEW QUESTION 76

- (Topic 5)

You have a Microsoft 365 subscription that uses Teams.

You have a room in Teams Rooms that contains a panel mounted at the entrance. You need to ensure that the panel displays a maximum room occupancy notification. What should you configure?

- A. a conciliation profile
- B. a notification rule
- C. an app setup policy
- D. a meeting policy

Answer: B

NEW QUESTION 81

- (Topic 5)

Your company has a Microsoft 365 subscription. The company uses Microsoft Teams.

You need to ensure that only Microsoft apps can be used in Microsoft Teams. What should you do from the Microsoft Teams admin center?

- A. From the global app setup policy, disable the Upload custom apps setting.
- B. From the Org-wide app settings, disable the Allow interaction with custom apps setting.
- C. From the Org-wide app settings, disable the Allow third party or custom apps setting.
- D. From the global app permission policy, enable the Allow All Apps setting for Microsoft apps.

Answer: C

Explanation:

Reference:

<https://docs.microsoft.com/en-us/microsoftteams/teams-custom-app-policies-and-settings#org-wide-custom-app-setting>

NEW QUESTION 86

HOTSPOT - (Topic 5)

You have a Microsoft 365 subscription that uses Teams. You have a template to create a team named Team1.

You need to modify the template so that only Team1 owners can delete channels and messages.

How should you complete the template? To answer, select the appropriate options in the answer area.

NOTE: Each correct selection is worth one point.

Answer Area

```
{
  "template@odata.bind": "https://graph.microsoft.com/beta/teamsTemplates('standard')",
  "displayName": "Team1",
  "description": "Team1 team",
  "channels": [ ],
  "memberSettings":
  {
    "allowDeleteChannels": false,
    "allowDeleteChannels": true,
    "allowCreateUpdateChannels": true,
    "allowCreateUpdateChannels": false

    "allowAddRemoveApps": true,
    "allowCreateUpdateRemoveTabs": true,
    "allowCreateUpdateRemoveConnectors": true
  },
  "guestSettings":
  {
    "allowDeleteChannels": false,
    "allowDeleteChannels": true,
    "allowCreateUpdateChannels": false,
    "allowCreateUpdateChannels": true
  },
  "funSettings":
  {
    "allowGiphy": true,
    "giphyContentRating": "Moderate",
    "allowStickersAndMemes": true,
    "allowCustomMemes": true
  },
  "messagingSettings":
  {
    "allowUserDeleteMessages": false,
    "allowUserEditMessages": true,
    "allowUserEditMessages": false,
    "allowUserDeleteMessages": false,
    "allowUserDeleteMessages": true

    "allowOwnerDeleteMessages": true,
    "allowTeamMentions": true,
    "allowChannelMentions": true
  }
}
```

- A. Mastered
- B. Not Mastered

Answer: A

Explanation:

Answer Area

```
{
  "template@odata.bind": "https://graph.microsoft.com/beta/teamsTemplates('standard')",
  "displayName": "Team1",
  "description": "Team1 team",
  "channels": [ ],
  "memberSettings":
  {
    "allowDeleteChannels": false,
    "allowDeleteChannels": false,
    "allowDeleteChannels": true,
    "allowCreateUpdateChannels": true,
    "allowCreateUpdateChannels": false
  },
  "allowAddRemoveApps": true,
  "allowCreateUpdateRemoveTabs": true,
  "allowCreateUpdateRemoveConnectors": true
},
"guestSettings":
{
  "allowDeleteChannels": false,
  "allowDeleteChannels": false,
  "allowDeleteChannels": true,
  "allowCreateUpdateChannels": false,
  "allowCreateUpdateChannels": true
},
"funSettings":
{
  "allowGiphy": true,
  "giphyContentRating": "Moderate",
  "allowStickersAndMemes": true,
  "allowCustomMemes": true
},
"messagingSettings":
{
  "allowUserDeleteMessages": false,
  "allowUserEditMessages": true,
  "allowUserEditMessages": false,
  "allowUserDeleteMessages": false,
  "allowUserDeleteMessages": true
},
  "allowOwnerDeleteMessages": true,
  "allowTeamMentions": true,
  "allowChannelMentions": true
}
}
```

NEW QUESTION 87

- (Topic 5)

Your company has a Microsoft 365 subscription.

You need to ensure that users from a partner company named Contoso, Ltd. can collaborate with your company's users in teams. The solution must ensure that the Contoso users can exchange chat messages in channels.

Which three actions should you perform before you add the Contoso users to teams? Each correct answer presents part of the solution.

NOTE: Each correct selection is worth one point.

- A. From the Services & add-ins settings in the Microsoft 365 admin center, set Let group members outside the organization access group content to On.
- B. From the Guest access settings in the Microsoft Teams admin center, set Allow guest access in Microsoft Teams to On.
- C. From the External collaboration settings in the Azure Active Directory admin center, add Contoso's domain to the list of target domains.
- D. From the External access settings in the Microsoft Teams admin center, add Contoso's domain to the Allowed list of domains.
- E. From the External collaboration settings in the Azure Active Directory admin center, set Guest users permissions are limited to No.
- F. From the Services & add-ins settings in the Microsoft 365 admin center, set Let group owners add people outside the organization to groups to On.

Answer: BDF

Explanation:

Reference:

<https://docs.microsoft.com/en-us/microsoftteams/manage-external-access> <https://docs.microsoft.com/en-us/microsoftteams/teams-dependencies>

NEW QUESTION 88

- (Topic 5)

Note: This question is part of a series of questions that present the same scenario. Each question in the series contains a unique solution that might meet the stated goals. Some question sets might have more than one correct solution, while others might not have a correct solution.

After you answer a question in this section, you will NOT be able to return to it. As a result, these questions will not appear in the review screen.

Your company has 10 offices in North America and Europe. The company has 5,000 users.

You plan to deploy Microsoft Teams for all the users. You run a pilot project for the planned deployment.

You need to identify the network packet loss from the pilot computers to Microsoft Teams during calls.

Solution: From the Microsoft Teams admin center, you review the Microsoft Call Quality Dashboard.

Does this meet the goal?

- A. Yes
- B. No

Answer: A

Explanation:

Reference:

<https://docs.microsoft.com/en-us/microsoftteams/turning-on-and-using-call-quality-dashboard>

NEW QUESTION 91

- (Topic 5)

Note: This question is part of a series of questions that present the same scenario. Each question in the series contains a unique solution that might meet the stated goals. Some question sets might have more than one correct solution, while others might not have a correct solution.

After you answer a question in this section, you will NOT be able to return to it. As a result, these questions will not appear in the review screen.

Your company has a Microsoft 365 subscription.

You need to prevent temporary employees from using the private chat feature in Microsoft Teams.

Solution: You create a teams policy and assign the policy to the users. Does this meet the goal?

A. Yes

B. No

Answer: B

NEW QUESTION 94

- (Topic 5)

Your company has a Microsoft 365 subscription.

You have a Microsoft Teams team named Sales that is set to Private.

Users report that they can view the Sales team from a list of suggested teams. You need to hide the team from the list of suggested teams.

What should you do from the Microsoft Teams client?

A. Modify the Team discovery settings.

B. Select the Hide team option.

C. Modify the team privacy settings.

D. Modify the team member permissions.

Answer: A

Explanation:

Reference:

<https://docs.microsoft.com/en-us/microsoftteams/manage-discovery-of-private-teams#set-whether-existingprivate-teams-are-discoverable>

NEW QUESTION 99

- (Topic 5)

Your company has a Microsoft 365 subscription.

The company plans to host Microsoft Teams live events for groups of users larger than 5,000.

You need to recommend a solution that minimizes the bandwidth required to stream the events.

What should you include in the recommendation?

A. a Session Border Controller (SBC)

B. a third-party encoder

C. an eCDN provider

D. a Cloud Video Interop (CVI)

Answer: C

Explanation:

Reference:

<https://docs.microsoft.com/en-us/stream/network-overview>

NEW QUESTION 100

- (Topic 5)

Your company has a Microsoft 365 subscription.

When making voice calls from Microsoft Teams, users report poor call quality at specific times of the day.

You need to verify whether Quality of Service (QoS) is being applied to the calls. What should you use?

A. the Microsoft Teams client

B. Microsoft Call Quality Dashboard

C. Network Testing Companion

D. Network Monitor

Answer: D

Explanation:

References:

<https://docs.microsoft.com/en-us/microsoftteams/qos-in-teams#validate-the-qos-implementation>

NEW QUESTION 102

HOTSPOT - (Topic 5)

Your company plans to upgrade to Microsoft Teams from Microsoft Skype for Business Online. The org-wide coexistence mode for Microsoft Teams is set to Teams Only.

The company has a user named User1.

You need to implement a migration solution that meets the following requirements:

- User 1 must be able to chat and create meetings by using Skype for Business only.
- User 1 must be able to read and post messages by using Microsoft Teams channels. How should you complete the PowerShell command? To answer, select the appropriate

options in the answer area. NOTE: Each correct selection is worth one point.

Grant-CsClientPolicy

Grant-CsTeamsUpgradePolicy

Move-CsLegacyUser

-PolicyName

Islands

SfBOnly

SfBWithTeamsCollab

SfBWithTeamsCollabAndMeetings

UpgradeToTeams

-Identity

User1

All

These are the selections for the third missing value.

- A. Mastered
- B. Not Mastered

Answer: A

Explanation:

Grant-CsClientPolicy

Grant-CsTeamsUpgradePolicy

Move-CsLegacyUser

-PolicyName

Islands

SfBOnly

SfBWithTeamsCollab

SfBWithTeamsCollabAndMeetings

UpgradeToTeams

-Identity

User1

All

These are the selections for the third missing value.

NEW QUESTION 104

HOTSPOT - (Topic 5)

You have a Microsoft 365 subscription.

You need to configure the following for all users:

? Prevent the use of third-party apps in Microsoft Teams.

? Configure the Microsoft Teams app navigation bar.

The solution must minimize administrative effort.

What should you do? To answer, select the appropriate options in the answer area.

NOTE: Each correct selection is worth one point.

Prevent the use of third-party apps in Microsoft Teams:

From the Microsoft 365 admin center, modify the Microsoft Teams Org settings.

From the Microsoft 365 admin center, modify the User owned apps and services Org settings.

From the Microsoft Teams admin center, modify the Org-wide app settings.

From the Microsoft Teams admin center, modify the Org-wide settings.

Configure the Microsoft Teams app navigation bar:

Create a new app permission policy.

Create a new app setup policy.

Modify the global app permission policy.

Modify the global app setup policy.

- A. Mastered
- B. Not Mastered

Answer: A

Explanation:

Graphical user interface, text, application, table Description automatically generated

NEW QUESTION 106

HOTSPOT - (Topic 5)

You are reviewing the planned implementation of information barriers for your company.

You run the following command.

Get-InformationBarrierPolicy | Format-Table State.AssignedSegment,Segments*

AssignedSegment	State	SegmentsAllowed	SegmentsBlocked
HR	Inactive	Sales	
Sales	Inactive		HR, Research
Research	Inactive		Sales

You activate the information barrier policies.

For each of the following statements, select Yes if the statement is true. Otherwise, select No.

NOTE: Each correct selection is worth one point.

Answer Area			
Statements		Yes	No
The users in HR can initiate a Microsoft Teams chat with the users in Sales.		<input type="radio"/>	<input type="radio"/>
The users in Sales can invite the users in HR to a Microsoft Teams meeting.		<input type="radio"/>	<input type="radio"/>
The users in Research and HR can collaborate in a Microsoft Teams channel.		<input type="radio"/>	<input type="radio"/>

- A. Mastered
- B. Not Mastered

Answer: A

Explanation:

Answer Area			
Statements		Yes	No
The users in HR can initiate a Microsoft Teams chat with the users in Sales.		<input checked="" type="radio"/>	<input type="radio"/>
The users in Sales can invite the users in HR to a Microsoft Teams meeting.		<input type="radio"/>	<input checked="" type="radio"/>
The users in Research and HR can collaborate in a Microsoft Teams channel.		<input checked="" type="radio"/>	<input type="radio"/>

NEW QUESTION 111

- (Topic 5)
You have a Microsoft 365 subscription that uses Microsoft Teams and contains a user named User1. User1 reports that the Meeting recording button is missing from the Microsoft Teams client. The user cannot record meetings. You need to ensure that User1 meets the prerequisites to record Microsoft Teams meetings. What should you do?

- A. From the Microsoft 365 admin center, enter Diag: Meeting Recording in the Need help? search box.
- B. From the Microsoft Teams admin center, use the Call Quality Dashboard (CQD).
- C. From the Microsoft 365 admin center, enter Diag: Missing Recording in the Need help? search box.
- D. From the Microsoft Teams admin center, use Teams advisor.

Answer: A

NEW QUESTION 114

SIMULATION - (Topic 4)
Task 9
You need to deploy the Microsoft Viva Connections app to Teams and install the app as the first item on the app bar of the Teams client for all users.

- A. Mastered
- B. Not Mastered

Answer: A

Explanation:

To deploy the Microsoft Viva Connections app to Teams and install the app as the first item on the app bar of the Teams client for all users, you need to use the Teams admin center and PowerShell. Here are the steps to follow:

- ? Sign in to the Teams admin center with your Microsoft 365 username and password1.
- ? In the left navigation, go to Teams apps > Manage apps.
- ? Click Upload and then select the Viva Connections app package that you created using PowerShell2. If you have not created the app package yet, you can follow the instructions in this article to do so.
- ? After uploading the app package, click on the app name and then click Publish.
- ? In the left navigation, go to Teams apps > Setup policies.
- ? Select an existing policy or create a new one by clicking Add.
- ? In the Setup policy pane, under Installed apps, click Add apps and then select the Viva Connections app from the list.
- ? Drag and drop the Viva Connections app to reorder it as the first item on the app bar.
- ? Click Save and then Close.
- ? To assign the setup policy to all users, you can use PowerShell to run the following cmdlet:
Get-CsOnlineUser | Grant-CsTeamsAppSetupPolicy -PolicyName "YourPolicyName"
Replace "YourPolicyName" with the name of the policy that you created or modified in step 6.

Note: It may take up to 24 hours for the changes to take effect.
Now, you have deployed and installed the Microsoft Viva Connections app to Teams as the first item on the app bar for all users.

NEW QUESTION 117

SIMULATION - (Topic 4)
Task 12
you need to create a Microsoft 365 group named TeamsAdmin that can manage Teams Phone configurations without being able to manage teams and channels.

- A. Mastered
- B. Not Mastered

Answer: A

Explanation:

To create a Microsoft 365 group named TeamsAdmin that can manage Teams Phone configurations without being able to manage teams and channels, you need to use PowerShell to create the group and assign the Teams Communications Administrator role to it. Here are the steps to follow:

? Install the Azure Active Directory PowerShell for Graph module by running the following cmdlet: Install-Module -Name AzureAD

? Connect to Azure Active Directory by running the following cmdlet and entering your Microsoft 365 username and password:

Connect-AzureAD Create a new Microsoft 365 group named TeamsAdmin by running the following cmdlet:

New-AzureADMSGGroup -DisplayName "TeamsAdmin" -Description "Group for managing Teams Phone configurations" -MailEnabled \$false -MailNickName "TeamsAdmin" -SecurityEnabled \$true -GroupTypes "Unified"

? Get the object ID of the new group by running the following cmdlet:

Get-AzureADMSGGroup -Filter "DisplayName eq 'TeamsAdmin'"

? Copy the object ID from the output and assign it to a variable, such as \$groupId, by running the following cmdlet:

\$groupId = "your-object-id" Install the Microsoft Teams PowerShell module by running the following cmdlet:

Install-Module -Name MicrosoftTeams

? Connect to Microsoft Teams by running the following cmdlet and entering your Microsoft 365 username and password:

Connect-MicrosoftTeams

? Get the role ID of the Teams Communications Administrator role by running the following cmdlet:

Get-CsOnlineRole -Identity "Teams Communications Administrator"

? Copy the role ID from the output and assign it to a variable, such as \$roleId, by running the following cmdlet:

\$roleId = "your-role-id"

? Assign the Teams Communications Administrator role to the TeamsAdmin group by running the following cmdlet:

New-CsOnlineRoleAssignment -SecurityGroupId \$groupId -RoleDefinitionName \$roleId Now, you have created a Microsoft 365 group named TeamsAdmin that can manage Teams Phone configurations without being able to manage teams and channels. You can add members to this group by using the Azure Active Directory admin center or PowerShell.

NEW QUESTION 119

SIMULATION - (Topic 4)

Task 8

You need to enable shared channel collaboration with microsoft.com. The solution must meet the following requirements:

- Users must be able to participate in shared channels created by microsoft.com.
- Users must be able to invite Microsoft contacts to shared channels created by users at your company.

A. Mastered

B. Not Mastered

Answer: A

Explanation:

To enable shared channel collaboration with microsoft.com, you need to use the Teams admin center to configure the channel policy and the cross-tenant access settings. Here are the steps to follow:

? Sign in to the Teams admin center with your Microsoft 365 username and password1.

? In the left navigation, go to Teams > Teams update policies.

? Select an existing policy or create a new one by clicking Add.

? In the Update policy pane, under Shared channels, turn on the toggles for Allow shared channel creation and Allow external shared channel participation. This will allow users to create shared channels and participate in shared channels created by microsoft.com.

? Click Save and then Close.

? In the left navigation, go to Org-wide settings > External access.

? Under Cross-tenant access settings, click Manage settings.

? In the Cross-tenant access settings pane, under Shared channels, select Allow specific domains and then enter microsoft.com in the box below. This will allow users to invite Microsoft contacts to shared channels created by your company.

? Click Save.

Note: You also need to make sure that microsoft.com has configured their cross-tenant access settings to allow shared channel collaboration with your domain. See Collaborate with external participants in a channel2 for more details.

NEW QUESTION 124

SIMULATION - (Topic 4)

Task 7

You need to acquire a dedicated Microsoft dial-in bridge number from either 431 or 343 area codes in Canada.

A. Mastered

B. Not Mastered

Answer: A

Explanation:

To acquire a dedicated Microsoft dial-in bridge number from either 431 or 343 area codes in Canada, you need to use the Teams admin center to request and assign a service number. A service number is a type of phone number that can handle hundreds of simultaneous calls and is used for services such as audio conferencing, auto attendants, and call queues. Here are the steps to follow:

? Sign in to the Teams admin center with your Microsoft 365 username and password1.

? In the left navigation, go to Voice > Phone numbers.

? Click Add (+) and then select New service numbers.

? In the New service numbers pane, select the country or region as Canada, the number type as Toll or Toll-free, and the location as Manitoba (for 431 area code) or Ontario (for 343 area code).

? Enter the quantity of numbers that you need and then click Next.

? Review your order details and then click Submit request.

? Wait for an email confirmation that your request has been processed. This may take up to 24 hours.

? After you receive the confirmation email, go back to the Teams admin center and click Refresh on the Phone numbers page. You should see the new service

numbers that you requested.

? To assign a service number to your audio conferencing bridge, go to Meetings > Conference bridges and then click Edit next to Default toll or toll-free number.

? In the Edit default toll or toll-free number pane, select one of the new service numbers that you acquired from the drop-down menu and then click Apply.

Now, you have acquired and assigned a dedicated Microsoft dial-in bridge number from either 431 or 343 area codes in Canada.

NEW QUESTION 128

SIMULATION - (Topic 4)

Task 11

You need to restrict external Teams communication for both calling and personal chat to only organizational users that use the microsoft.com domain.

- A. Mastered
- B. Not Mastered

Answer: A

Explanation:

To restrict external Teams communication for both calling and personal chat to only organizational users that use the microsoft.com domain, you need to use the Teams admin center to configure the external access settings. Here are the steps to follow:

? Sign in to the Teams admin center with your Microsoft 365 username and password.

? In the left navigation, go to Org-wide settings > External access.

? Under External access, turn on the toggle for Users can communicate with other Skype for Business and Teams users.

? Under Cross-tenant access settings, click Manage settings.

? In the Cross-tenant access settings pane, under Calling and chat, select Allow specific domains and then enter microsoft.com in the box below. This will allow your users to communicate with Microsoft users via calling and chat.

? Click Save.

Note: You also need to make sure that microsoft.com has configured their external access settings to allow communication with your domain. See Communicate with users from other organizations for more details.

NEW QUESTION 130

SIMULATION - (Topic 4)

Task 4

You need to add the following disclaimer as pan of all Teams meeting invites: “Disc aimer: This meeting may be recorded for quality and training purposes.”

- A. Mastered
- B. Not Mastered

Answer: A

Explanation:

To add a disclaimer to all Teams meeting invites, you can use the Exchange admin center to create a mail flow rule that applies the disclaimer to meeting requests. Here are the steps to follow:

? Sign in to the Exchange admin center with your Microsoft 365 username and password1.

? In the left navigation, go to Mail flow > Rules.

? Click Add (+) and then select Create a new rule.

? In the New rule pane, enter a name for the rule, such as “Meeting disclaimer”.

? Under Apply this rule if, select A message header includes any of these words.

? In the Specify header name box, enter X-MS-Exchange-Calendar-Meeting- Request. This is a special header that identifies meeting requests2.

? In the Specify words or phrases box, enter True. This means that the rule will apply to any message that has the header set to True.

? Click Add and then OK.

? Under Do the following, select Append the disclaimer.

? In the Specify disclaimer text box, enter the disclaimer text that you want to add to the meeting invites, such as:

Disclaimer: This meeting may be recorded for quality and training purposes.

? Click Enter text and then OK.

? Under Choose a mode for this rule, select Enforce.

? Click Save.

Now, when you or anyone in your organization schedules a Teams meeting, the disclaimer will be added to the meeting invites automatically.

NEW QUESTION 132

SIMULATION - (Topic 4)

Task 10

You need to set Microsoft SharePoint as the only cloud storage option for all teams.

- A. Mastered
- B. Not Mastered

Answer: A

Explanation:

To set Microsoft SharePoint as the only cloud storage option for all teams, you need to use the Teams admin center to disable the third-party cloud storage services. Here are the steps to follow:

? Sign in to the Teams admin center with your Microsoft 365 username and password1.

? In the left navigation, go to Org-wide settings > Services & add-ins.

? Under Cloud file storage, click Manage.

? In the Cloud file storage pane, turn off the toggles for Box, Dropbox, Google Drive, and Citrix ShareFile. This will disable these services for all teams and users in your organization.

? Click Save.

Now, Microsoft SharePoint will be the only cloud storage option for all teams. Users will be able to access SharePoint files from the Files tab in each team channel

or from the Files app on the left side of Teams.

NEW QUESTION 134

DRAG DROP - (Topic 3)

You need to implement the planned changes for Viva Connections.

Which three actions should you perform in sequence? To answer, move the appropriate actions from the list of actions to the answer area and arrange them in the correct order.

Actions	Answer Area
From the Microsoft Teams admin center, select Customize store .	
From the Microsoft Teams admin center, select Setup policies .	
From Org-wide app settings, enable tailored apps.	
From the Microsoft Teams admin center, select Manage apps .	
Select the Viva Connections app, and then select Customize .	
Modify and apply the app details.	

- A. Mastered
- B. Not Mastered

Answer: A

Explanation:

Actions	Answer Area
From the Microsoft Teams admin center, select Customize store .	
From the Microsoft Teams admin center, select Setup policies .	
From Org-wide app settings, enable tailored apps.	
From the Microsoft Teams admin center, select Manage apps .	
Select the Viva Connections app, and then select Customize .	
Modify and apply the app details.	

NEW QUESTION 136

SIMULATION - (Topic 4)

Task 3

Adele Vance Is a member of your company s technology adoption team.

You need to provide only Adele with the ability to turn on and off Teams preview features.

- A. Mastered
- B. Not Mastered

Answer: A

Explanation:

To provide only Adele Vance with the ability to turn on and off Teams preview features, you need to create and assign a custom update policy for her. Here are the steps to do so:

? Sign in to the Microsoft Teams admin center with your Microsoft 365 username and password1.

? In the left navigation, go to Teams > Teams Update policies.

? Select Add to create a new policy or select an existing policy to open Update policy.

? Name the update policy, add a description, and select Enabled from the drop- down menu for Allow public preview. This option enables Teams Public Preview regardless of whether a user is enrolled in Office Current Channel (Preview). The end user must also opt in to Teams public preview in their Teams app2.

? Click Save and then Close.

? In the left navigation, go to Users and then search for Adele Vance from the list of users.

? In the user details page, go to Policies and then click Edit next to Assigned policies.

? In the Assigned policies pane, under Update policy, select the policy that you created or modified in step 4 from the drop-down menu.

? Click Apply and then Close.

Now, Adele Vance can turn on and off Teams preview features by following these steps in her Teams app3:

? Select the three dots to the left of your profile to display the Teams menu.

? Select About > Public preview.

? Select Switch to Public preview or Switch back to standard version.

NEW QUESTION 139

- (Topic 2)

You need to configure the IP phones to meet the device requirements. What is the minimum number of configuration profiles you should create?

- A. 1
- B. 2
- C. 3
- D. 4

Answer: B

NEW QUESTION 144

- (Topic 2)

You need to identify the requirements for the voice pilot project.

Which two actions should you perform? Each correct answer presents part of the solution.

NOTE: Each correct selection is worth one point.

- A. Assign an additional license and phone number to each user.
- B. Deploy a Session Border Controller (SBC) for Litware.
- C. Purchase a Calling Plan for each user.
- D. Create a dial plan for Litware.
- E. Purchase a Calling Plan for Litware.

Answer: AC

NEW QUESTION 146

- (Topic 2)

You need to configure Microsoft Teams to meet the collaboration and meeting requirements.

Which two actions should you perform from the Microsoft Teams admin center? Each correct answer presents part of the solution.

NOTE: Each correct selection is worth one point.

- A. Modify the Meeting settings.
- B. Create a teams policy.
- C. Create a meeting policy.
- D. Create a live events policy.
- E. Modify the Teams settings.

Answer: AC

Explanation:

<http://blog.schertz.name/2019/07/customizing-microsoft-teams-meeting-invitations/> <https://docs.microsoft.com/en-us/microsoftteams/cloud-recording>

NEW QUESTION 147

DRAG DROP - (Topic 2)

You need to configure data retention policies for the teams. The solution must meet the data retention requirements.

Which content location should you include in the retention policies? To answer, drag the appropriate content locations to the correct requirements. Each content location may be used once, more than once, or not at all. You may need to drag the split bar between panes or scroll to view content.

NOTE: Each correct selection is worth one point.

Content Locations

Exchange email
OneDrive accounts
SharePoint sites
Teams channel messages
Teams chat

Answer Area

Requirement1:

Content location

Requirement2:

Content location

Requirement3:

Content location

- A. Mastered
- B. Not Mastered

Answer: A

Explanation:

Content Locations

Exchange email

OneDrive accounts

SharePoint sites

Teams channel messages

Teams chat

Answer Area

Requirement1:

Exchange email

Requirement2:

SharePoint sites

Requirement3:

OneDrive accounts

NEW QUESTION 151

HOTSPOT - (Topic 1)

You need to recommend which inbound ports to the network and outbound ports to Office 365 must be allowed on the company's firewall after the planned upgrade. The solution must meet the security requirements.

Which inbound and outbound ports should you recommend? To answer, select the appropriate options in the answer area.

NOTE: Each correct selection is worth one point.

Outbound TCP:

135
80 and 443
3478 to 3481
50000 to 59999
None

Outbound UDP:

135
80 and 443
3478 to 3481
50000 to 59999
None

Inbound TCP:

135
80 and 443
3478 to 3481
50000 to 59999
None

Inbound UDP:

135
80 and 443
3478 to 3481
50000 to 59999
None

- A. Mastered
- B. Not Mastered

Answer: A

Explanation:

Outbound TCP:

135
80 and 443
3478 to 3481
50000 to 59999
None

Outbound UDP:

135
80 and 443
3478 to 3481
50000 to 59999
None

Inbound TCP:

135
80 and 443
3478 to 3481
50000 to 59999
None

Inbound UDP:

135
80 and 443
3478 to 3481
50000 to 59999
None

NEW QUESTION 156

- (Topic 1)

You need to configure the environment to meet the security requirements for team names. What should you do?

- A. From the Security & Compliance admin center, create a sensitivity label and a sensitivity policy.
- B. From the Microsoft Teams admin center, modify the Teams setting policies.
- C. From the Azure Active Directory admin center, upload a blocked word list for the group naming policy.

Answer: C

Explanation:

Reference:

<https://docs.microsoft.com/en-us/azure/active-directory/users-groups-roles/groups-naming-policy>

NEW QUESTION 159

- (Topic 1)

You need to configure the environment to meet the device requirements for the Microsoft Teams phones. What should you do from the Microsoft Teams admin center?

- A. Create a configuration profile
- B. Modify the Teams settings
- C. Create a meeting policy
- D. Create a calling policy

Answer: A

Explanation:

Reference:

<https://docs.microsoft.com/en-us/microsoftteams/devices/device-management>

NEW QUESTION 163

- (Topic 1)

You need to configure the user accounts of the sales department users to meet the security requirements.

What should you do for each user?

- A. From the Microsoft Teams admin center, set the Microsoft Teams upgrade policy toSkype for Business with Teams collaboration and meetings coexistence mode.
- B. From PowerShell, run the Grant-CsTeamsUpgradePolicy -PolicyName SfBWithTeamsCollab cmdlet.
- C. From PowerShell, run the Grant-CsTeamsUpgradePolicy -PolicyName Islands cmdlet.
- D. From the Microsoft Teams admin center, set the Microsoft Teams upgrade policy toSkype for Business coexistence mode.

Answer: A

Explanation:

Reference:
https://docs.microsoft.com/en-us/microsoftteams/teams-and-skypeforbusiness-coexistence-andinteroperability

NEW QUESTION 167

HOTSPOT - (Topic 1)

During the pilot project, you review the global policies in the Microsoft Teams admin center. Contoso has a global meeting policy configured as shown in the following exhibit.

Participants & guests

Participant and guest settings let you control access to Teams meetings for people that dial in using a phone. [Learn more](#)

Let anonymous people start a meeting

On

Automatically admit people

Everyone in your organization and federated organizations

Allow dial-in users to bypass the lobby

Off

Allow Meet now in private meetings

On

Enable live captions

Enabled

Allow chat in meetings

Enabled

Contoso has a global live events policy configured as shown in the following exhibit.

Live events policies \ Global

Global

Description

Allow scheduling

On

Allow transcription for attendees

On

Who can join scheduled live events

Everyone

Who can record an event

Always record

Save

Cancel

For each of the following statements, select Yes if the statement is true. Otherwise, select No.
NOTE: Each correct selection is worth one point.

Statements	Yes	No
The policies meet Requirement1 for meeting and live events.	<input type="radio"/>	<input type="radio"/>
The policies meet Requirement2 for meeting and live events.	<input type="radio"/>	<input type="radio"/>
The policies meet Requirement3 for meeting and live events.	<input type="radio"/>	<input type="radio"/>

- A. Mastered
- B. Not Mastered

Answer: A

Explanation:

Statements	Yes	No
The policies meet Requirement1 for meeting and live events.	<input checked="" type="radio"/>	<input type="radio"/>
The policies meet Requirement2 for meeting and live events.	<input checked="" type="radio"/>	<input type="radio"/>
The policies meet Requirement3 for meeting and live events.	<input type="radio"/>	<input checked="" type="radio"/>

NEW QUESTION 168

- (Topic 5)

Your company uses Microsoft Teams and a Microsoft calling plan. The company has a main office in Chicago. The company opens a new office in Toronto that has 500 users. You need to ensure that the correct address is available to emergency responders. What should you do?

- A. Create a calling policy and assign the policy to each user.
- B. Create a configuration profile and assign the profile to the device of each user.
- C. Add an emergency address, and then modify the outbound calling setting for each user.
- D. Add an emergency address, and then modify the location for each phone number.

Answer: D

Explanation:

According to the Microsoft documentation¹, you need to add an emergency address for each location where your users make and receive phone calls. An emergency address is a civic address—the physical or street address of a place of business for your organization. It is used to route emergency calls to the appropriate dispatch authorities and to assist in locating the emergency caller. After you add an emergency address, you need to assign a phone number to it. You can assign either a user number or a service number. A user number is assigned to a specific user in your organization who makes and receives phone calls. A service number is used for services such as Audio Conferencing (for dial-in numbers), auto attendants, or call queues. To assign a phone number to an emergency address, you need to modify the location for each phone number. You can do this by using the Microsoft Teams admin center or PowerShell. For example, to modify the location for a user number by using PowerShell, you can use the Set-CsOnlineVoiceUser cmdlet with the -LocationID parameter².

NEW QUESTION 171

- (Topic 5)

Users report poor quality during Microsoft Teams audio conferences. You run a network trace during an audio conference from a user's device as shown in the following exhibit.

Frame Details:	X
Checksum: 0 (0x0)	
SourceAddress: 10.10.10.110	
DestinationAddress: 52.114.188.31	
0-Tcp: Flags=...A...., SrcPort=50008, DstPort=HTTPS(443), PayloadLen=0,	
SrcPort: 50008	
DstPort: HTTPS(443)	
SequenceNumber: 4077031237 (0xF3028F45)	
E AcknowledgementNumber: 223214542 (0xD4DFD5E)	
E B DataOffset: 80 (0x50)	
O Flags: ...A	
Window: 1025 (scale factor 0x8) = 262400	
Checksum: 0x524, Disregarded	
UrgentPointer: 0 (0x0)	

What causes the poor quality of the audio conferences?

- A. The source port range for audio is too narrow.
- B. The source port for audio is above 50,000.
- C. The UDP traffic is being limited.
- D. The TLS traffic is being limited.

Answer: C

NEW QUESTION 175

HOTSPOT - (Topic 5)

You have a Microsoft 365 subscription that contains a group named Group1. You need to configure Group1 to meet the following requirements:

- ? Users must not be permitted to pin apps to the Microsoft Teams app bar.
- ? Only the Chat, Teams, and Calendar apps must appear on the Microsoft Teams app bar.

Which policy type should you create and which PowerShell cmdlet should you run to assign the policy? To answer, select the appropriate options in the answer area.

NOTE: Each correct selection is worth one point.

Policy type:

	▼
App permission	
App setup	
Messaging	
Microsoft Teams	

PowerShell cmdlet:

	▼
Grant-CsTeamsAppPermissionPolicy	
Grant-CsTeamsAppSetupPolicy	
Grant-CsTeamsMessagingPolicy	
Grant-CsTeamsMobilityPolicy	

- A. Mastered
- B. Not Mastered

Answer: A

Explanation:

Policy type:

	▼
App permission	
App setup	
Messaging	
Microsoft Teams	

PowerShell cmdlet:

	▼
Grant-CsTeamsAppPermissionPolicy	
Grant-CsTeamsAppSetupPolicy	
Grant-CsTeamsMessagingPolicy	
Grant-CsTeamsMobilityPolicy	

NEW QUESTION 179

- (Topic 5)

You have a Microsoft 365 E5 subscription that uses Microsoft Teams. Users report poor call quality. You need to identify the source of the call quality issues and which locations are affected. What should you do first?

- A. Run the Teams device usage report.
- B. Run the Teams user activity report.
- C. Upload building data to the Call quality dashboard.
- D. Upload reporting labels for each location.

Answer: C

NEW QUESTION 181

- (Topic 5)

Your company uses Teams.

You successfully port and assign an audio conferencing toll-free number to Microsoft. You test the toll-free number and ensure that meetings are successful. The next day, you receive reports that the toll-free number is no longer working, but local toll numbers still work. You need to ensure that the toll-free number works. What should you do?

- A. Add the toll-free number to an Audio Conferencing policy.
- B. Set Anonymous users and dial-in callers can start a meeting to On
- C. Add Communication Credits.
- D. Set the toll-free number as the default conference bridge.

Answer: A

NEW QUESTION 182

- (Topic 5)

Your company uses Teams.

You have a team named Team1.

You need to prevent guest users from accessing files in Team1. The solution must NOT affect external collaboration with any other teams. What should you do?

- A. From the SharePoint admin center, edit the External sharing settings for the associated site.
- B. From the Microsoft Entra admin center, configure the External collaboration settings for guest users.
- C. From the Microsoft Entra admin center, create a Conditional Access policy.
- D. From the Microsoft Teams admin center, set external access to Block all external domains.
- E. From the Microsoft Teams admin center, set Allow guest access in Teams to Off.

Answer: A

NEW QUESTION 185

- (Topic 5)

You are assigned the Groups Administrator role.

You discover that you cannot create an expiration policy in Microsoft 365.

You need to create the expiration policy. The solution must use the principle of least privilege.

What should you do first?

- A. Modify the global (Org-wide default) app permission policy.
- B. Request the Global Administrator role.
- C. Upgrade the Azure AD license.
- D. Purchase a Microsoft Defender for Identity license.

Answer: B

Explanation:

According to the Microsoft documentation¹, to create an expiration policy for Microsoft 365 groups, you need to have one of the following roles:

? Global administrator

? Groups administrator

? User administrator

The Groups Administrator role allows you to manage all aspects of Microsoft 365 groups, including their settings, classifications, expiration policy, and naming policy². However, this role does not allow you to create an expiration policy for Microsoft 365 groups.

Therefore, based on this information, the correct answer is B. Request the Global Administrator role. This role has the highest level of permissions and can perform any administrative task in Microsoft 365³. Alternatively, you can request the User Administrator role, which can also create an expiration policy for Microsoft 365 groups¹.

NEW QUESTION 189

- (Topic 5)

You have a Microsoft 365 E3 subscription that uses Microsoft Teams.

You plan to deploy 20 conference phones that will support Direct Routing and one-touch join for Teams calendar meetings.

Which type of license do you require for each phone?

- A. Microsoft 365 Business Standard
- B. Microsoft Teams Rooms Standard
- C. Common Area Phone
- D. Microsoft 365 E3

Answer: D

NEW QUESTION 190

- (Topic 5)

You have a Microsoft 365 subscription named contoso.com that uses Microsoft Teams. You need to ensure that Microsoft Teams users can perform the following tasks:

- Search for customers that use Skype (Consumer).
- Start a Skype chat with the customers.

Which two actions should you perform? Each correct answer presents part of the solution. NOTE: Each correct selection is worth one point.

- A. From the Microsoft Teams admin center, turn on external access.
- B. From the Azure portal, configure Azure AD B2C.
- C. Add a _sipinternaltls SRV record to the contoso.com DNS domain.
- D. From the Microsoft Teams admin center, turn on guest access.
- E. Add a _sipfederationtls SRV record to the contoso.com DNS domain.

Answer: AE

NEW QUESTION 191

HOTSPOT - (Topic 5)

You have a Microsoft 365 subscription that has the licenses shown in the following table.

Type	Amount
Domestic Calling Plan	100
Phone System	100
Audio Conferencing	35

What is the maximum number of user phone numbers and toll-free service numbers you can acquire? To answer, select the appropriate options in the answer area.

NOTE: Each correct selection is worth one point.

User phone numbers:

	▼
100	
120	
235	

Toll-free service numbers:

	▼
30	
100	
135	

- A. Mastered
- B. Not Mastered

Answer: A

Explanation:

User phone numbers:

	▼
100	
120	
235	

Toll-free service numbers:

	▼
30	
100	
135	

NEW QUESTION 196

- (Topic 5)

You plan to implement a pilot project on Phone System for 100 users. The pilot project will use a Microsoft Calling Plan. You need to ensure that the users can establish calls to the PSTN. Which cmdlets should you run?

- A. Set-AzureADUserLicense, Set-CSUser, and Set-AzureADUser
- B. Grant-CsOnlineVoiceRoutingPolicy, Set-CsOnlineVoiceUser, and Set-CSUser
- C. Set-AzureADUser, Grant-CsOnlineVoiceRoutingPolicy, and Set-CsOnlineVoiceUser
- D. Set-AzureADUserLicense, Set-CsOnlineVoiceUser, and Set-CSUser

Answer: D

Explanation:

A Microsoft Calling plan requires an additional license. The three cmdlets in this answer assign a phone system license to the user, assigns a phone number to the user and enables the user for Enterprise Voice.

Reference:

<https://docs.microsoft.com/en-us/microsoftteams/calling-plans-for-office-365> <https://docs.microsoft.com/en-us/microsoftteams/set-up-calling-plans>

NEW QUESTION 200

- (Topic 5)

You have a Microsoft Office 365 subscription.

You discover that apps from a third-party publisher have security issues. You need to block all apps from the publisher.

What should you use in the Microsoft Teams admin center?

- A. Org-wide app settings
- B. Policy packages
- C. Permission policies
- D. Manage apps

Answer: D

Explanation:

Reference:

<https://docs.microsoft.com/en-us/microsoftteams/manage-apps>

NEW QUESTION 201

- (Topic 5)

Your company has a Microsoft 365 subscription.

All users have a computer that runs Windows 10 and has Microsoft Teams installed. A user reports the following issues:

- ? Users lose their connection during screen sharing.
- ? The user selection process takes too long to complete.
- ? The Microsoft Teams client crashes and restarts automatically.

You need to view the Microsoft Teams debug logs to troubleshoot the issues. What should you do?

- A. From the Microsoft Teams client, select F1. Open the ETL files in the %Appdata%\Microsoft\Teams\ folder.
- B. From the Microsoft Teams client, select Ctrl+Alt+Shift+1. Open the log files in the %Userprofile%\Downloads\ folder.
- C. From Event Viewer, open the Application log and filter the log for a keyword of MSTeams.
- D. Right-click the Microsoft Teams icon in the application tray, and then select Get log
- E. Open Logs.txt in the %Appdata%\Microsoft\Teams\ folder.

Answer: B

Explanation:

Reference:

<https://docs.microsoft.com/en-us/microsoftteams/log-files>

NEW QUESTION 202

HOTSPOT - (Topic 5)

You have a Microsoft 365 subscription named contoso.com that uses Microsoft Teams and contains the users shown in the following table.

Name	Role
User1	None
User2	Guest inviter
User3	Guest inviter

In Azure AD, the External collaboration settings are configured as shown in the exhibit (Click the Exhibit tab).

Guest user access

Guest user access restrictions ⓘ

[Learn more](#)

- ☐ Guest users have the same access as members (most inclusive)
- ☒ Guest users have limited access to properties and memberships of directory objects
- ☐ Guest user access is restricted to properties and memberships of their own directory objects (most restrictive)

Guest invite settings

Guest invite restrictions ⓘ

[Learn more](#)

- ☐ Anyone in the organization can invite guest users including guests and non-admins (most inclusive)
- ☐ Member users and users assigned to specific admin roles can invite guest users including guests with member permissions
- ☒ Only users assigned to specific admin roles can invite guest users
- ☐ No one in the organization can invite guest users including admins (most restrictive)

Enable guest self-service sign up via user flows ⓘ

[Learn more](#)

Yes No

External user leave settings

Allow external users to remove themselves from your organization (recommended) ⓘ

[Learn more](#)

Yes No

Collaboration restrictions

- ☐ Allow invitations to be sent to any domain (most inclusive)
- ☒ Deny invitations to the specified domains
- ☐ Allow invitations only to the specified domains (most restrictive)

Delete

☒ Target domains

☐ Adatum.com

Allow guest access in Teams is set to On.

You have a team named Project1 that contains the users shown in the following table.

Name	Role
User1	Owner
User2	Member
User3	Owner

Both User1 and User3 are owners of a learn named Project1. User2 is a member of Project1.
 For each of the following statements, select Yes if the statement is true. Otherwise, select No.
 NOTE: Each correct selection is worth one point.

Answer Area

Statements	Yes	No
User1 can invite a guest user named user3@adatum.com to Project1.	<input type="radio"/>	<input type="radio"/>
User2 can invite a guest user named user4@fabrikam.com to Project1.	<input type="radio"/>	<input type="radio"/>
User3 can invite a guest user named user5@fabrikam.com to Project1.	<input type="radio"/>	<input type="radio"/>

- A. Mastered
- B. Not Mastered

Answer: A

Explanation:

Answer Area

Statements	Yes	No
User1 can invite a guest user named user3@adatum.com to Project1.	<input type="radio"/>	<input checked="" type="radio"/>
User2 can invite a guest user named user4@fabrikam.com to Project1.	<input type="radio"/>	<input checked="" type="radio"/>
User3 can invite a guest user named user5@fabrikam.com to Project1.	<input checked="" type="radio"/>	<input type="radio"/>

NEW QUESTION 205

DRAG DROP - (Topic 5)

You have a Microsoft Office 365 subscription named contoso.com.

You need to create the Microsoft Teams teams shown in the following table.

Name	Requirement
Sales	Users can join only once they are approved.
General	All contoso.com users are included automatically.
Projects	Users can join without approval.

What should you configure each team? To answer, drag the appropriate team types to the correct teams. Each team type may be used once, more than once, or not at all. You may need to drag the split bar between panes or scroll to view content.

NOTE: Each correct selection is worth one point.

Team Types

Answer Area

- Org-wide
- Private
- Public

- Sales: Team type
- General: Team type
- Project: Team type

- A. Mastered
- B. Not Mastered

Answer: A

Explanation:

Team Types

Org-wide

Private

Public

Answer Area

Sales: Private

General: Org-wide

Project: Public

NEW QUESTION 208

- (Topic 5)

You have a Microsoft Office 365 subscription that contains a user named User1.

You need to ensure that User1 can view Analytics & reports in the Microsoft Teams admin center. The solution must use the principle of least privilege. Which role should you assign to User1?

- A. Teams Communication support specialist
- B. Skype for Business administrator
- C. Global reader
- D. Global administrator

Answer: B

Explanation:

Reference:

<https://docs.microsoft.com/en-us/microsoftteams/get-started-with-teams-monitor-usage-and-feedback>

NEW QUESTION 209

- (Topic 5)

Your company has a Microsoft 365 subscription.

A user invites an external user to join a Microsoft Teams meeting by using a Microsoft Outlook meeting invitation.

The external user cannot join the meeting.

You need to ensure that all external users can join Microsoft Team meetings. What should you do from the Microsoft Teams admin center?

- A. From Guest access in the Org-wide settings, set Allow guest access in Microsoft Teams to On.
- B. Edit the Meeting settings and set Anonymous users can join a meeting to On.
- C. Edit the global meeting policy and set Allow scheduling private meetings to On.
- D. Edit the live events policy and set Who can join live events to Everyone.

Answer: B

Explanation:

Reference:

<https://docs.microsoft.com/en-us/microsoftteams/meeting-settings-in-teams>

NEW QUESTION 214

- (Topic 5)

Your company has a Microsoft 365 subscription.

The company deploys Microsoft Teams for 5,000 users.

You need to generate a report that contains the following information:

The number of active Microsoft Teams users during the last seven days. The number of active team channels during the last seven days.

Which usage reports should you run?

- A. Teams device usage
- B. Teams live event usage
- C. Teams user activity
- D. Teams usage

Answer: D

Explanation:

Reference:

<https://docs.microsoft.com/en-us/microsoftteams/teams-analytics-and-reports/teams-usage-report>

NEW QUESTION 218

DRAG DROP - (Topic 5)

Your company uses Teams.

All users are assigned a Microsoft 365 E3 license.

You need to purchase add-on licenses that will enable the following features for the Teams environment

? Microsoft Purview Information Barriers

? Data loss prevention (DLP) for Teams chat and channel messages
 ? Safe attachments for Microsoft SharePoint OneDrive and Teams

To answer, drag the appropriate reports to the correct requirements. Each report may be used once, more than once, or not at all.

Add-on license

Microsoft 365 E5 Compliance

Microsoft 365 E5 eDiscovery and Audit

Microsoft Defender for Cloud Apps

Microsoft Defender for Office 365 Plan 1

Answer Area

DLP for Teams chat and channel messages:

Add-on license

Safe attachments for SharePoint, OneDrive, and Teams:

Add-on license

Microsoft Purview Information Barriers:

Add-on license

- A. Mastered
 B. Not Mastered

Answer: A

Explanation:

Add-on license

Microsoft 365 E5 Compliance

Microsoft 365 E5 eDiscovery and Audit

Microsoft Defender for Cloud Apps

Microsoft Defender for Office 365 Plan 1

Answer Area

DLP for Teams chat and channel messages:

Microsoft Defender for Office 365 Plan 1

Safe attachments for SharePoint, OneDrive, and Teams:

Microsoft 365 E5 eDiscovery and Audit

Microsoft Purview Information Barriers:

Microsoft 365 E5 Compliance

NEW QUESTION 221

HOTSPOT - (Topic 5)

You have a Microsoft 365 subscription that uses Microsoft Teams. You have the users shown in the following table.

Name	Microsoft 365 role
User1	Compliance data administrator
User2	Teams communication admin
User3	Groups admin

You have a team named Project1 that contains the users shown in the following table.

Name	Role
User4	Owner
User5	Member

Which user can archive Project 1, and which tool should be used to perform the task? To answer, select the appropriate options in the answer area.
 NOTE: Each correct selection is worth one point.

Answer Area

Can archive Project1:

User4

User1

User2

User3

User4

User5

Tool:

Microsoft Teams admin center

Microsoft Teams client

Microsoft 365 admin center

Microsoft 365 compliance center

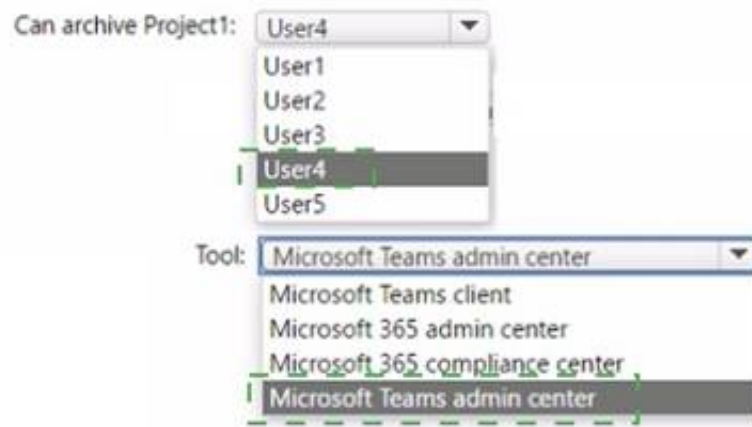
Microsoft Teams admin center

- A. Mastered
 B. Not Mastered

Answer: A

Explanation:

Answer Area



NEW QUESTION 225

- (Topic 5)

You have a Microsoft 365 E5 subscription that uses Teams.

You need to ensure that all the files in Teams channels are stored for at least one year after the files are deleted.

What should you do?

- A. Create an Audit retention policy.
- B. Enable Customer Lockbox.
- C. Create a data loss prevention (DIP) policy for Teams chat and channel messages.
- D. Create a retention policy for Microsoft SharePoint sites.

Answer: D

Explanation:

<https://docs.microsoft.com/en-us/microsoft-365/compliance/retention-policies-teams?view=o365-worldwide>

NEW QUESTION 229

- (Topic 5)

Your company has a Microsoft 365 subscription that contains 20 teams.

You need to ensure that a team named Team1 is identified as Highly Confidential in the Microsoft Teams client.

What should you use?

- A. a classification label in the Azure Active Directory admin center
- B. a sensitivity label in the Security & Compliance admin center
- C. a supervisor policy in the Security & Compliance admin center
- D. a teams policy in the Microsoft Teams admin center

Answer: B

Explanation:

<https://docs.microsoft.com/en-us/microsoft-365/compliance/sensitivity-labels-teams-groups-sites>

NEW QUESTION 232

- (Topic 5)

You have a Microsoft 365 subscription. You plan to implement Microsoft Teams.

You need to perform network quality and connectivity tests from an on-premises network to Microsoft 365 Online services by using the Network Testing Companion

You install the Network Testing Companion module on a local Windows 10 device. Which additional software should you install to perform the tests?

- A. the Microsoft Teams desktop client
- B. Network Assessment Tool
- C. Windows Assessment Toolkit
- D. Windows Performance Analyzer (WPA)

Answer: B

Explanation:

According to the Microsoft documentation¹, the Network Testing Companion is a PowerShell module that allows you to perform network quality and connectivity tests from an on-premises network to Microsoft 365 Online services by using the Network Testing Companion. The Network Testing Companion module requires the following software to be installed on the local Windows 10 device:

? PowerShell 5.1 or later

? .NET Framework 4.7.2 or later

? Microsoft Teams Network Assessment Tool

The Microsoft Teams Network Assessment Tool is a tool that tests the connectivity to various Teams servers deployed in the Microsoft Azure network. It measures network performance by streaming packets to the nearest edge site and back for a configurable amount of time².

Therefore, based on this information, the correct answer is B. Network Assessment Tool. This tool is required to perform network quality and connectivity tests by using the Network Testing Companion module. The other options are either not related to network testing (the Microsoft Teams desktop client and Windows Performance Analyzer) or not required for the Network Testing Companion module (Windows Assessment Toolkit).

NEW QUESTION 236

HOTSPOT - (Topic 5)

Your company has a Microsoft 365 E5 subscription.

You plan to create a team that will automatically include all new and existing users at the company. You need to identify which role-based access control (RBAC) role is required to create the team, and which tool must be used to create the team. The solution must use the principle of least privilege. What should you identify? To answer, select the appropriate options in the answer area. NOTE: Each correct selection is worth one point.

Role:

	▼
Global Administrator	
Groups administrator	
Teams Administrator	
User Administrator	

Tool:

	▼
Azure Active Directory admin center	
Microsoft Teams admin center	
Microsoft Teams client	
Microsoft Teams PowerShell	

- A. Mastered
- B. Not Mastered

Answer: A

Explanation:

Role:

	▼
Global Administrator	
Groups administrator	
Teams Administrator	
User Administrator	

Tool:

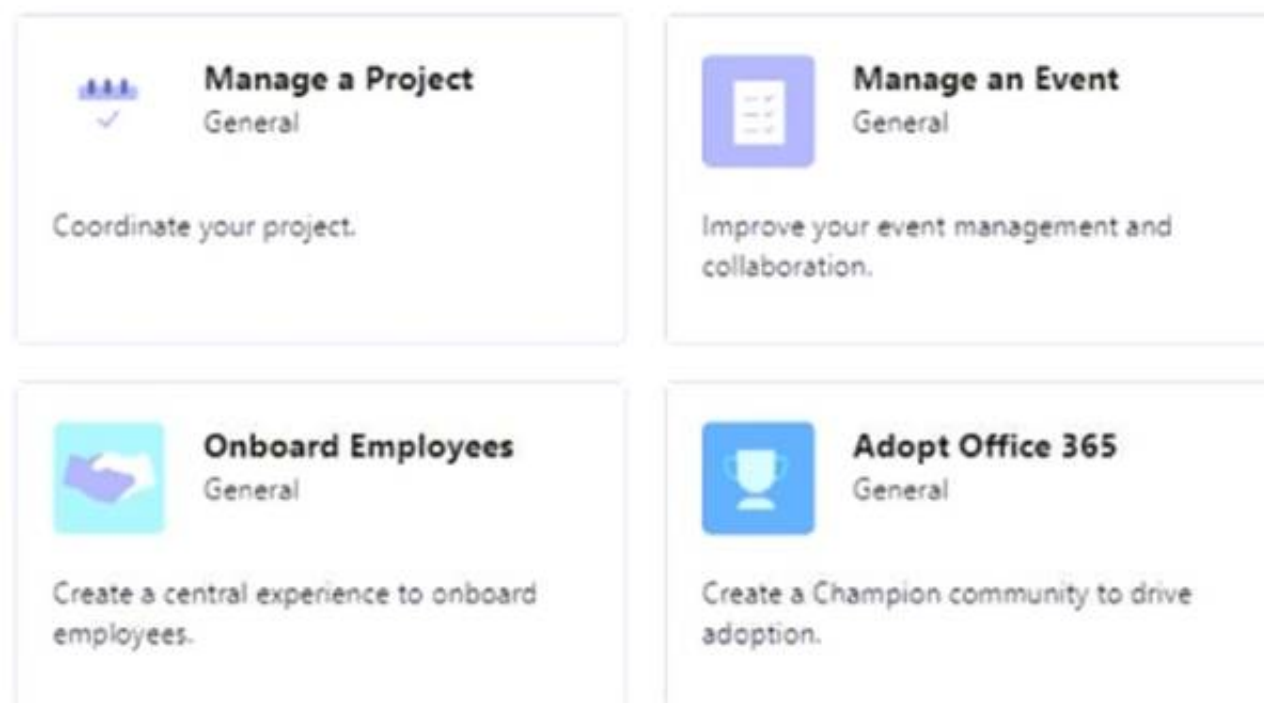
	▼
Azure Active Directory admin center	
Microsoft Teams admin center	
Microsoft Teams client	
Microsoft Teams PowerShell	

NEW QUESTION 239

- (Topic 5)

You have a Microsoft 365 subscription that uses Microsoft Teams. When a user creates a new team, the user sees the templates shown in the following exhibit.

Create a team



- A. From the Microsoft Teams admin center, modify the team templates.
- B. From PowerShell, modify the team templates.
- C. From the Microsoft Teams admin center, modify the templates policies.
- D. From PowerShell, modify the Teams policies.

Answer: C

Explanation:

<https://learn.microsoft.com/en-us/sharepoint/dev/declarative-customization/site-design-scoping>

NEW QUESTION 242

HOTSPOT - (Topic 5)

Your company uses Microsoft Teams.

You have a meeting policy named Policy1 that is assigned to a group named Sales. You need to ensure that all the meetings recorded by the Sales group are stored indefinitely.

How should you complete the PowerShell cmdlet? To answer, select the appropriate options in the answer area.

NOTE: Each correct selection is worth one point.

Answer Area



- A. Mastered
- B. Not Mastered

Answer: A

Explanation:

Answer Area



NEW QUESTION 246

- (Topic 5)

You have a Microsoft 365 E5 subscription that uses Microsoft Teams.

You need to enforce multi-factor authentication (MFA) for all users that access Microsoft Teams outside the corporate network.

What should you configure?

- A. a compliance policy
- B. a Teams policy
- C. a sign-in risk policy
- D. a Conditional Access policy

Answer: D

Explanation:

<https://learn.microsoft.com/en-us/azure/active-directory/conditional-access/howto-conditional-access-policy-all-users-mfa>

NEW QUESTION 248

- (Topic 5)

Note: This question is part of a series of questions that present the same scenario. Each question in the series contains a unique solution that might meet the stated goals. Some question sets might have more than one correct solution, while others might not have a correct solution.

After you answer a question in this section, you will NOT be able to return to it. As a result, these questions will not appear in the review screen.

Your company has a Microsoft 365 subscription.

You plan to configure the environment to allow external users to collaborate in Microsoft Teams by using guest access.

The company implements a new security policy that has the following requirements:

? Only guest users from specific domains must be allowed to connect to collaborate by using Microsoft Teams.

? Guest users must be prevented from inviting other guests.

You need to recommend a solution to meet the security policy requirements.

Solution: From PowerShell, you run the New-AzureADPolicy and Set-AzureADPolicy cmdlets.

Does this meet the goal?

A. Yes

B. No

Answer: B

Explanation:

<https://www.petri.com/azure-active-directory-external-collaboration-policy>

NEW QUESTION 250

HOTSPOT - (Topic 5)

Your company has a Microsoft Office 365 subscription.

The assigned licenses are shown in the Licenses exhibit. (Click the Licenses tab.)

Office

Licenses

Select a product to view and assign licenses.

[Go to Products & services](#) to manage billing or buy more licenses.

↓ Export ↻ Refresh

Name ↑	Available quantity	Account type
 Microsoft 365 Domestic and International Calling Plan	41 available 9 assigned of 50 total	Organization
 Microsoft 365 Phone System - Virtual User	8 available 2 assigned of 10 total	Organization
 Microsoft Power Automate Free	9995 available 5 assigned of 10000 total	Organization
 Office 365 E3	13 available 12 assigned of 25 total	Organization
 Office 365 E5	34 available 16 assigned of 50 total	Organization
 Office 365 E5 without Audio Conferencing	5 available 0 assigned of 5 total	Organization
 Power BI (free)	Unlimited licenses 1 assigned	Organization

The available phone numbers are shown in the Phone numbers exhibit. (Click the Phone Numbers tab.)

Phone numbers

To set up calling features for users and services in your organization, you can get new numbers or port existing ones from a service provider. You can manage phone numbers including assigning, unassigning and releasing phone numbers for people or for services like audio conferencing, auto attendants or call queues. [Learn more](#)

Numbers

Order history

+ Add ↓ Port ✎ Edit

Match all of these conditions: Number starts with = 1952 (X)

✓ Phone number	Location	Number type	Status
+1 952 208 5221	Bloomington, United States	Users	Unassigned
+1 952 208 5222	Bloomington, United States	Users	Unassigned
+1 952 208 5223	Bloomington, United States	Users	Unassigned
+1 952 222 8948	Bloomington, United States	Service	Unassigned
+1 952 222 8963	Bloomington, United States	Service	Unassigned
+1 952 222 8974	Bloomington, United States	Service	Unassigned

For each of the following statements, select Yes if the statement is true. Otherwise, select No.

NOTE: Each correct selection is worth one point.

Statements	Yes	No
Phone number +1 952 222 8948 can be assigned to a user.	<input type="radio"/>	<input type="radio"/>
Phone number +1 952 222 8948 can be assigned to a call queue.	<input type="radio"/>	<input type="radio"/>
Phone number +1 952 222 8948 can be assigned to a conference bridge.	<input type="radio"/>	<input type="radio"/>

- A. Mastered
- B. Not Mastered

Answer: A

Explanation:

Statements	Yes	No
Phone number +1 952 222 8948 can be assigned to a user.	<input type="radio"/>	<input checked="" type="radio"/>
Phone number +1 952 222 8948 can be assigned to a call queue.	<input checked="" type="radio"/>	<input type="radio"/>
Phone number +1 952 222 8948 can be assigned to a conference bridge.	<input checked="" type="radio"/>	<input type="radio"/>

NEW QUESTION 254

- (Topic 5)

You have a Microsoft 365 subscription that uses Microsoft Teams and 300 Microsoft Teams-certified IP phones. You need to locate, group, and filter the IP phones based on keywords. What should you use?

- A. device tags
- B. reporting labels
- C. a configuration profile
- D. a label policy

Answer: A

Explanation:

Reference:

<https://docs.microsoft.com/en-us/microsoftteams/devices/manage-device-tags>

NEW QUESTION 256

- (Topic 5)

Your company deploys a Quality of Service (QoS) solution to its network.

You recently deployed Microsoft Teams for all users. Each user uses a domain-joined computer that runs Windows 10.

The users report poor audio quality when they use Microsoft Teams from the network. You discover that the media traffic from Microsoft Teams is NOT processed by the QoS solution.

You need to ensure that all the media traffic is processed by the QoS solution.

Which two actions should you perform? Each correct solution presents part of the solution.

NOTE: Each correct selection is worth one point.

- A. From the Microsoft Teams admin center, set Insert Quality of Service (QoS) markers for real-time media traffic to On.
- B. From the Microsoft Teams client, select a certified Microsoft Teams audio device.
- C. From PowerShell, run the Set-CsQoSConfiguration cmdlet.
- D. From Group Policy Management, create a Group Policy Object (GPO) that contains the Policy based QoS settings, and then link the GPO to the domain.
- E. From the Microsoft Teams admin center, turn on logging for the device configuration profile.

Answer: AD

Explanation:

Reference:

<https://docs.microsoft.com/en-us/microsoftteams/qos-in-teams> <https://docs.microsoft.com/en-us/microsoftteams/meeting-settings-in-teams>

NEW QUESTION 258

- (Topic 5)

Your company has 200 users.

You plan to upgrade all the users from Microsoft Skype for Business Online to Microsoft Teams. Enterprise Voice must be enabled for all users.

You need to recommend a coexistence mode for the Microsoft Teams upgrade policy. Which mode should you recommend?

- A. Skype for Business with Teams collaboration
- B. Islands
- C. Teams only
- D. Skype for Business with Teams collaboration and meetings

Answer: B

Explanation:

Reference:

<https://docs.microsoft.com/en-us/microsoftteams/setting-your-coexistence-and-upgrade-settings>

<https://docs.microsoft.com/en-us/microsoftteams/teams-and-skypeforbusiness-coexistence-and-interoperability>

NEW QUESTION 262

- (Topic 5)

You have a team in Microsoft Teams named Team1 that has the channels shown in the following table.

Name	Type
General	Standard
Channel1	Standard
Channel2	Private

Which channels support moderation?

- A. Channel2only
- B. General and Channel1 only
- C. General only
- D. Channel1 and Channel2 only
- E. Channel1 only

Answer: B

NEW QUESTION 266

- (Topic 5)

You have a Microsoft Office 365 subscription.

You need to prevent guest users from deleting channels from a Microsoft Teams team.

What should you use?

- A. the Microsoft 365 admin center
- B. the Microsoft Teams PowerShell module
- C. the Azure Active Directory admin center
- D. the Security & Compliance admin center

Answer: B

Explanation:

Reference:

<https://docs.microsoft.com/en-us/powershell/module/teams/set-team?view=teams-ps>

NEW QUESTION 270

HOTSPOT - (Topic 5)

Your company has a Microsoft 365 subscription that uses Phone System.

You need to configure the environment to meet the following requirements:

? Only users in the company's sales department must have Call forwarding and simultaneous ringing to external phone numbers set to Off.

? Only users in the marketing department must have Inbound calls can be routed to call groups set to Off.

? All outbound calls to the PSTN must use the auto attendant number as the caller ID.

What is the minimum number of policies that should be created? To answer, select the appropriate options in the answer area.

NOTE: Each correct selection is worth one point.

Caller ID policies:

	▼
0	
1	
2	

Call park policies:

	▼
0	
1	
2	

Calling policies:

	▼
0	
1	
2	

- A. Mastered
- B. Not Mastered

Answer: A

Explanation:

Caller ID policies:

	▼
0	
1	
2	

Call park policies:

	▼
0	
1	
2	

Calling policies:

	▼
0	
1	
2	

NEW QUESTION 275

- (Topic 5)

Your company has a Microsoft 365 subscription that contains a team named Sales.

You need to recommend a solution to ensure that all guest users who are members of Sales receive an email message each year to verify that they want to remain in the team.

What should you include in the recommendation?

- A. an identity provider
- B. a Microsoft Outlook add-in
- C. a supervision policy
- D. an access review

Answer: D

NEW QUESTION 280

- (Topic 5)

Your company uses Teams Calling Plans.

When a user places a Teams call to an ambulance service, you need to ensure that a notification is also sent to the main receptionist of the company.

What should you configure?

- A. a voice routing policy
- B. an emergency calling policy

- C. a calling policy
- D. a caller ID policy

Answer: B

Explanation:

you should configure an emergency calling policy to define what happens when a Teams user in your organization makes an emergency call. You can set who to notify and how they are notified when a user who is assigned the policy calls emergency services. For example, you can configure policy settings to automatically notify your organization's main receptionist and have them listen in emergency calls.

To create a custom emergency calling policy, you can follow these steps1:

? In the left navigation of the Microsoft Teams admin center, go to Voice > Emergency policies, and then click the Calling policies tab.

? Click Add.

? Enter a name and description for the policy.

? Set how you want to notify people in your organization, typically the main receptionist, when an emergency call is made. To do this, under Notification mode, select one of the following:

? Set the Emergency service disclaimer to show a banner to remind your end users to confirm their emergency location.

NEW QUESTION 284

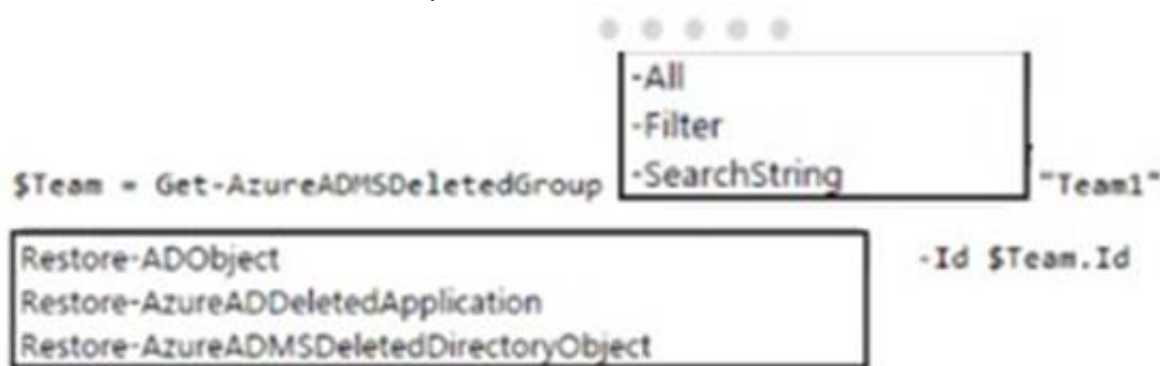
HOTSPOT - (Topic 5)

You have a Microsoft Teams team named Team1. Team1 is deleted accidentally.

You need to recover Team1.

How should you complete the PowerShell script? To answer, select the appropriate options in the answer area.

NOTE: Each correct selection is worth one point.



- A. Mastered
- B. Not Mastered

Answer: A

Explanation:



NEW QUESTION 288

HOTSPOT - (Topic 5)

You have a Microsoft 365 subscription that uses Microsoft Teams and contains the users shown in the following table.

Name	Role	Azure Active Directory (Azure AD) license	Microsoft 365 license
User1	User administrator	Azure Active Directory Premium Plan1	Enterprise E5
User2	None	Azure Active Directory Premium Plan1	Enterprise E5
User3	None	Azure Active Directory Premium Plan2	Enterprise E5
User4	None	Azure Active Directory Premium Plan2	Enterprise E5
Guest1	None	None	None

You have the team shown in the following table.

Name	Owner	Members and guests
Project1	User2	User3 User4 Guest1

A new access review needs to be created for Project1.

For each of the following statements, select Yes if the statement is true. Otherwise, select No.

NOTE: Each correct selection is worth one point.

Statements	Yes	No
User1 can create and manage the access review.	<input type="radio"/>	<input type="radio"/>
User2 can be assigned as a reviewer of the access review.	<input type="radio"/>	<input type="radio"/>
Guest1 can be assigned as a reviewer of the access review.	<input type="radio"/>	<input type="radio"/>

- A. Mastered
- B. Not Mastered

Answer: A

Explanation:

Statements	Yes	No
User1 can create and manage the access review.	<input checked="" type="radio"/>	<input type="radio"/>
User2 can be assigned as a reviewer of the access review.	<input checked="" type="radio"/>	<input type="radio"/>
Guest1 can be assigned as a reviewer of the access review.	<input type="radio"/>	<input checked="" type="radio"/>

NEW QUESTION 290

HOTSPOT - (Topic 5)

You have a Microsoft 365 subscription that uses Teams. You have two teams named Department1 and Department2. You need to implement a security and compliance solution that meets the following requirements:

- Prevents the members of Department1 and Department2 from communicating in Teams
- Provides an alert if offensive language is used during a Teams chat

Which Microsoft Purview feature should you use for each requirement? To answer, select the appropriate options in the answer area.

NOTE: Each correct selection is worth one point.

Answer Area

Prevents the members of Department1 and Department2 from communicating in Teams:

Information barriers

Information barriers

Information protection

Insider risk management

Privacy risk management

Communication compliance

Provides an alert if offensive language is used during a Teams chat:

Communication compliance

Information barriers

Information protection

Insider risk management

Privacy risk management

Communication compliance

- A. Mastered
- B. Not Mastered

Answer: A

Explanation:

Answer Area

Prevents the members of Department1 and Department2 from communicating in Teams:

Information barriers

Information barriers

Information protection

Insider risk management

Privacy risk management

Communication compliance

Provides an alert if offensive language is used during a Teams chat:

Communication compliance

Information barriers

Information protection

Insider risk management

Privacy risk management

Communication compliance

NEW QUESTION 293

HOTSPOT - (Topic 5)

You have a Microsoft 365 E5 subscription that uses Microsoft Teams and a hybrid deployment of Microsoft Skype for Business Server.

Coexistence mode in Microsoft Teams is set to Islands.

Coexistence mode is configured for three users named User1, User2, and User3 as shown in the following table.

User	Coexistence mode
User1	Use Org-wide settings
User2	Skype for Business with Teams collaboration
User3	Teams only

The Skype for Business user accounts are homed as shown in the following table.

User	Homed
User1	On-premises
User2	Online
User3	Online

For each of the following statements, select Yes if the statement is true. Otherwise, select No.

NOTE: Each correct selection is worth one point.

Statements	Yes	No
User3 must use the Microsoft Teams client to initiate a new chat with User1.	<input type="radio"/>	<input type="radio"/>
User1 must use the Microsoft Teams client to initiate a new chat with User2.	<input type="radio"/>	<input type="radio"/>
User2 must use the Skype for Business client to initiate a new chat with User1 and User3.	<input type="radio"/>	<input type="radio"/>

A. Mastered

B. Not Mastered

Answer: A

Explanation:

Statements	Yes	No
User3 must use the Microsoft Teams client to initiate a new chat with User1.	<input checked="" type="radio"/>	<input type="radio"/>
User1 must use the Microsoft Teams client to initiate a new chat with User2.	<input type="radio"/>	<input checked="" type="radio"/>
User2 must use the Skype for Business client to initiate a new chat with User1 and User3.	<input checked="" type="radio"/>	<input type="radio"/>

NEW QUESTION 297

DRAG DROP - (Topic 5)

Your company uses Microsoft Teams and has an auto attendant named AA1. A user named User1 has a phone number of 613-555-1234.

You need to assign the phone number to AA1.

Which three actions should you perform in sequence in the Microsoft Teams admin center? To answer, move the appropriate actions from the list of actions to the answer area and arrange them in the correct order.

Actions

Order a new phone number.

Release the phone number.

Unassign the phone number from User1.

Create a new case and set Case type to **Inventory type change – change inventory type of my phone number(s)**.

Assign the phone number to AA1.

Answer Area

>

<

^

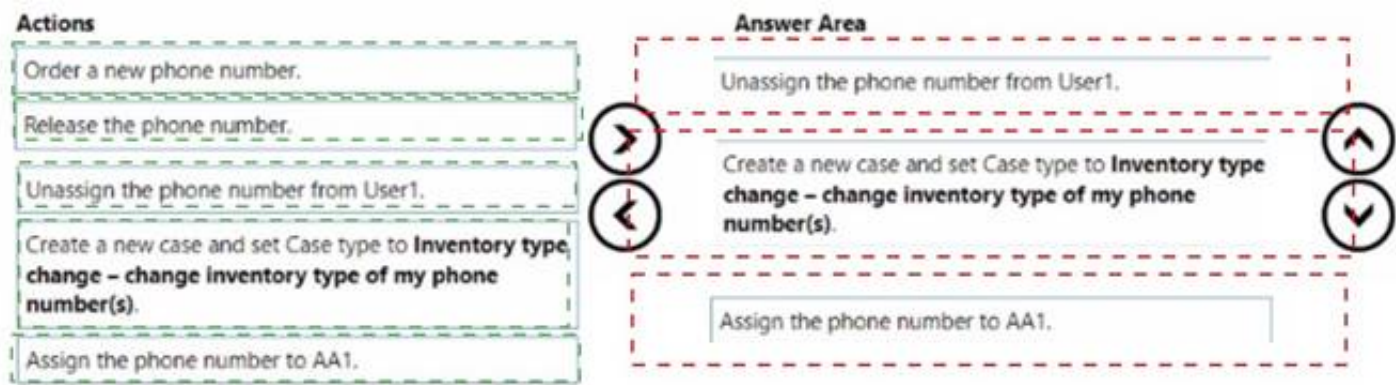
v

A. Mastered

B. Not Mastered

Answer: A

Explanation:



NEW QUESTION 300

- (Topic 5)

Your company has a Microsoft 365 subscription.

The company's global app permission policy is configured as shown in the following exhibit.

App permission policies \ Global

Global

Description Org-wide app settings

Microsoft apps

Choose which Teams apps published by Microsoft or its partners can be installed by your users.

☒ Allow all apps

Third-party apps

Choose which Teams apps published by a third-party that can be installed by your users.

☒ Allow specific apps and block all others

+ Add apps × Remove 1 Item

Allowed apps	App ID	Distributor
<input checked="" type="checkbox"/> Who	fc6b6d20-89ed-45fb-9e62-e4b4ca8fbf3f	Microsoft Corp.

Tenant apps

Choose which Tenant apps can be installed by your users.

☒ Allow all apps

Users report that they can view the list of available third-party apps from the Microsoft Teams client.

You need to ensure that the Who app is the only visible app from the Microsoft Teams client.

What should you modify?

- A. the Org-wide app settings
- B. the global app permission policy
- C. the global app setup policy
- D. the global teams policy

Answer: C

Explanation:

Reference:

<https://docs.microsoft.com/en-us/microsoftteams/teams-app-permission-policies> "Users report that they can view the list of available third-party apps from the Microsoft

Teams client" Key word, they can "view" them

NEW QUESTION 301

HOTSPOT - (Topic 5)

Your company has a Microsoft Office 365 subscription.

The company has offices in France, United States, and Belgium.

You plan to implement Phone System to meet the following requirements:

? The office in Belgium must use SIP trunks from the current telecommunication provider.
 ? The office in France must integrate the phone number range and an on-premises IP-PBX.
 ? The office in the United States must minimize the infrastructure required to deploy the planned Phone System.
 You need to recommend which PSTN connectivity meets the requirements.
 Which PSTN connectivity should you recommend for each office? To answer, select the appropriate options in the answer area.
 NOTE: Each correct selection is worth one point.

France:

	▼
Calling Plans	
Direct Routing	

Belgium:

	▼
Calling Plans	
Direct Routing	

United States:

	▼
Calling Plans	
Direct Routing	

- A. Mastered
- B. Not Mastered

Answer: A

Explanation:

France:

	▼
Calling Plans	
Direct Routing	

Belgium:

	▼
Calling Plans	
Direct Routing	

United States:

	▼
Calling Plans	
Direct Routing	

NEW QUESTION 304

DRAG DROP - (Topic 5)

You have a Microsoft 365 E5 subscription that uses Microsoft Teams.

You need to ensure that the users in your organization can communicate with external users who use Teams for personal use.

How should you complete the PowerShell cmdlets? To answer, drag the appropriate values to the correct targets. Each value may be used once, more than once, or not at all. You may need to drag the split bar between panes or scroll to view content.

NOTE: Each correct selection is worth one point.

Values	Answer Area
-AllowFederatedUsers	Set-CsTenantFederationConfiguration <input type="text"/> \$true <input type="text"/> \$true
-AllowTeamsConsumer	
-AllowedDomains	
-AllowPublicUsers	

- A. Mastered
- B. Not Mastered

Answer: A

Explanation:



NEW QUESTION 307

- (Topic 5)

You work as a Microsoft 365 Administrator for your company. All users have Microsoft 365 licenses.

Users frequently collaborate by using private chats in Microsoft Teams.

You need to ensure that a single user is unable to permanently delete private chats. Which of the following should you configure?

- A. The user's Microsoft 365 license options in the Microsoft 365 Admin Center.
- B. A meeting policy in Microsoft Teams.
- C. A litigation hold on the user's mailbox.
- D. A Sensitivity Label in the Security & Compliance Admin Center.

Answer: C

Explanation:

To preserve electronically store information (ESI), you can put selected users or all users on legal hold to make sure that all message interchange are discoverable by the organization's compliance manager or teams admins. This has to be done in the Microsoft 365 Compliance center, creating a case to set the legal hold.

NEW QUESTION 310

- (Topic 5)

Your company has a Microsoft 365 subscription.

You recently set the company's Microsoft Teams upgrade policy to Teams only coexistence mode.

A user reports that several online meetings are configured to use Microsoft Skype for Business.

You need to convert the online meetings in the user's calendar to use Microsoft Teams.

What are two possible ways to achieve the goal? Each correct answer presents a complete solution.

NOTE: Each correct selection is worth one point.

- A. From PowerShell, run the Start-CsExMeetingMigration cmdlet and specify the -identity parameter.
- B. Run the Skype for Business Meeting Update tool.
- C. From the Microsoft Teams admin center, modify the meeting policy.
- D. From PowerShell, run the Set-CsTeamsUpgradeConfiguration cmdlet.
- E. From the Microsoft Teams admin center, modify the Microsoft Teams upgrade policy.

Answer: AB

Explanation:

Reference:

<https://docs.microsoft.com/en-us/skypeforbusiness/audio-conferencing-in-office-365/setting-up-the-meeting-migration-service-mms>

NEW QUESTION 311

- (Topic 5)

Your company uses Teams.

Users often use Teams mobile apps to make and receive calls. You change the display name for a user named User1.

User1 reports that their previous name still appears when they receive incoming calls in the Teams mobile app.

You need to ensure that the updated display name for User1 appears. What should you do?

- A. Run the Sync-CsOnlineApplicationInstance Cmdlet.
- B. Collect and review the Debug logs.
- C. From the Microsoft 365 admin center, run self-help diagnostics.
- D. Clear the Microsoft Teams client cache on the mobile phone.

Answer: D

NEW QUESTION 312

- (Topic 5)

Your company has a Microsoft Office 365 subscription.

The company has the departments and teams shown in the following table.

Department name	Team name
Human resources	HR
Research and development	R&D
Events	Events

You need to ensure that only the following apps appear in the app bar of the Microsoft Teams client for only the events department:

- ? Activity
- ? Shifts
- ? Chat

What should you do first?

- A. Create a custom app permission policy.
- B. Modify the global app permission policy.
- C. Create a custom app setup policy.
- D. Modify the global app setup policy.

Answer: C

Explanation:

Reference:

<https://docs.microsoft.com/en-us/microsoftteams/teams-app-setup-policies#assign-a-custom-app-setup-policyto-users>

NEW QUESTION 313

- (Topic 5)

Note: This question is part of a series of questions that present the same scenario. Each question in the series contains a unique solution that might meet the stated goals. Some question sets might have more than one correct solution, while others might not have a correct solution.

After you answer a question in this section, you will NOT be able to return to it. As a result, these questions will not appear in the review screen.

You have a Microsoft 365 subscription that contains several Microsoft SharePoint Online sites.

You need to ensure that the content stored in a SharePoint modern team site named Sales is available from Microsoft Teams. The solution must ensure that when a new channel is added to a team, a folder for the channel is created in the Sales site.

Solution: From the Sales site, you use the Create a Team option. Does this meet the goal?

- A. Yes
- B. No

Answer: B

Explanation:

Reference:

<https://techcommunity.microsoft.com/t5/microsoft-sharepoint-blog/what-is-modern-sharepoint-and-why-should-i-care/ba-p/161941>

NEW QUESTION 314

- (Topic 5)

You have a Microsoft 365 E5 subscription that has Phone System enabled for all Microsoft Teams users.

You need to configure the Phone System to meet the following requirements:

- ? Provide a virtual receptionist that connects callers to either a specific user or the help desk.
- ? Route calls to the help desk on a First in, First out (FIFO) order.

Which two resources should you create? Each correct answer presents part of the solution.

NOTE: Each correct selection is worth one point.

- A. a call park policy
- B. a call queue
- C. a voice routing policy
- D. a group call pickup
- E. an auto attendant
- F. a calling policy

Answer: BE

Explanation:

Reference:

<https://docs.microsoft.com/en-us/microsoftteams/create-a-phone-system-call-queue> <https://docs.microsoft.com/en-us/microsoftteams/plan-auto-attendant-call-queue>

NEW QUESTION 319

- (Topic 5)

You have a Microsoft 365 E5 subscription that uses Teams.


When you attempt to create a new sensitivity label for Teams, you discover that the Groups & sites option is unavailable as shown in the following exhibit.

Define the scope for this label


Labels can be applied directly to files, emails, containers like SharePoint sites and Teams, schematized data assets, and more. Let us know where you want this label to be used so you can configure the applicable protection settings. [Learn more about label scopes](#)

☒ **Files & emails**
 Configure encryption and content marking settings to protect labeled emails and Office files. Also define auto-labeling conditions to automatically apply this label to sensitive content in Office, files in Azure, and more.

☐ **Groups & sites**
 Configure privacy, access control, and other settings to protect labeled Teams, Microsoft 365 Groups, and SharePoint sites.

 To apply sensitivity labels to Teams, SharePoint sites, and Microsoft 365 Groups, you must first complete these steps to enable the feature.

☐ **Schematized data assets (preview)**
 Apply labels to files and schematized data assets in Microsoft Purview Data Map. Schematized data assets include SQL, Azure SQL, Azure Synapse, Azure Cosmos, AWS RDS, and more.

 To apply this label to schematized data assets, you must first turn on labeling for Microsoft Purview Data Map. You can do this from the Labels page. [Learn more about labeling for Microsoft Purview Data Map](#)

You need to be able to select Groups & sites when you create the sensitivity label. Which cmdlet should you run?

- A. Set-Uni-fiedQroup
- B. Set-AzureADDirectorySetting
- C. Set - SPOSiteoffice365Group
- D. Set-CsTeamsEnhancedEncryptionPolicy

Answer: B

NEW QUESTION 322

- (Topic 5)

You have a Microsoft Office 365 subscription.

You need to prevent guest users from deleting channels from a Microsoft Teams team. What should you use?

- A. the Microsoft 365 admin center
- B. the Azure portal
- C. the Microsoft Teams client
- D. the Security & Compliance admin center

Answer: A

Explanation:

<https://support.microsoft.com/en-us/office/set-guest-permissions-for-channels-in-teams-4756c468-2746-4bfd-a582-736d55fcc169>

NEW QUESTION 327

- (Topic 5)

You have an Active Directory user named User1.

You need to ensure that User1 can view the following reports:

- ? Microsoft Teams user activity report
 - ? Microsoft Teams device usage report
 - ? The solution must limit the ability of User1 to make changes to Microsoft 365 services.
- Which role should you assign to User1?

- A. Teams Service Administrator
- B. Reports reader
- C. Teams Communications Support Specialist
- D. Message Center reader

Answer: B

Explanation:

Reference:

<https://docs.microsoft.com/en-us/microsoftteams/teams-activity-reports>

NEW QUESTION 331

- (Topic 5)

Your company has a Microsoft 365 tenant that uses Microsoft Skype for Business Online. All users connect to Skype for Business Online by using computers that run Windows 10. You plan to upgrade all the users from Skype for Business Online to Microsoft Teams.

You need to ensure that the Microsoft Teams client is installed automatically on all the computers.

What should you do from the Teams admin center?

- A. From the Messaging policies settings, modify the Global (Org-wide default) messaging policy.
- B. From Org-wide settings, configure the Teams upgrade settings.
- C. From Teams apps, add an App setup policy.

Answer: B

NEW QUESTION 334

HOTSPOT - (Topic 5)


You have a Microsoft 365 subscription that uses Microsoft Teams and contains the users shown in the following table.

Name	Department	State
User1	Messaging	WA
User2	Marketing	None
User3	Support	CA

The users are assigned role-based access control {RBAQ roles as shown in the following table.

User	Role
User1	Teams Administrator
User2	Not applicable
User3	Application administrator

You configure a Microsoft 365 group naming policy as shown in the following exhibit.

 Delete


☐ Add prefix

☐ StringGRP

☐ AttributeDepartment

Select another prefix

▼


 Delete

☐ Add suffix

☐ AttributeStateOrProvince

Select another suffix

▼

 Delete

☐ Add suffix

☐ AttributeStateOrProvince

Select another suffix

▼

For each of the following statements, select Yes if the statement is true. Otherwise, select N:
NOTE: Each correct selection is worth one point.

Answer Area	Statements	Yes	No
	User1 is exempt from the Microsoft 365 group naming policy.	<input type="radio"/>	<input type="radio"/>
	Before User2 can create a team, the StateOrProvince attribute for User2 must be configured.	<input type="radio"/>	<input type="radio"/>
	If User3 attempts to create a team named Projects, the team will be named GRPSupportProjectsCA.	<input type="radio"/>	<input type="radio"/>

- A. Mastered
- B. Not Mastered

Answer: A

Explanation:

Answer Area

Statements

User1 is exempt from the Microsoft 365 group naming policy.

Before User2 can create a team, the StateOrProvince attribute for User2 must be configured.

If User3 attempts to create a team named Projects, the team will be named GRPSupportProjectsCA.

YesNo

NEW QUESTION 338

HOTSPOT - (Topic 5)

HOTSPOT

You have a Microsoft 365 subscription that uses Microsoft Teams.

You need to configure phone settings to meet the following requirements:

? Put a call on hold, and then transfer the call.

? Hide the calling phone number of outgoing calls.

What should you configure for each requirement? To answer, select the appropriate options in the answer area.

NOTE: Each correct selection is worth one point.

Put a call on hold, and then transfer the call:

Call queues

Call forwarding

Call park policies

Voice routing policies

Hide the calling phone number of outgoing calls:

Call forwarding

Caller ID policies

Voice routing policies

Microsoft Phone System Direct Routing

- A. Mastered
B. Not Mastered

Answer: A

Explanation:

Put a call on hold, and then transfer the call:

Call queues

Call forwarding

Call park policies

Voice routing policies

Hide the calling phone number of outgoing calls:

Call forwarding

Caller ID policies

Voice routing policies

Microsoft Phone System Direct Routing

NEW QUESTION 340

- (Topic 5)

Your company uses Microsoft Teams.

You need to configure an auto attendant that will use a Direct Routing phone number to receive incoming calls.

Which type of license do you require?

- A. Microsoft 365 E3
B. Microsoft 365 Phone System - Virtual User
C. the Advanced Communications add-on for Teams
D. Microsoft 365 Business Standard

Answer: B

NEW QUESTION 343

- (Topic 5)

You have a Microsoft 365 subscription that uses Microsoft Teams and contains a distribution group named Group1 and a team named Project 1.

You add Group1 to Project 1.

100 new members are added to Group1.

When will the membership of Project1 will be updated to reflect the changes to the group membership?

- A. Automatically and immediately
- B. Automatically after 24 hours
- C. Only when the group is re-added manually to Project1

Answer: B

NEW QUESTION 345

- (Topic 5)

You are a Microsoft Teams administrator for your company.

The company creates a new Microsoft Teams app named App1. A developer packages App1 as a ZIP file.

You need to ensure that App1 can be uploaded as a ZIP package to Microsoft Teams. Which Apps setting should you turn on?

- A. Allow uploading custom apps.
- B. Enable new external apps by default.
- C. Enable default apps.
- D. Allow external apps in Microsoft Teams.

Answer: A

Explanation:

Reference:

<https://docs.microsoft.com/en-us/microsoftteams/platform/concepts/deploy-and-publish/overview>

NEW QUESTION 348

- (Topic 5)

You have a Microsoft 365 E5 subscription that uses Microsoft Teams. You need to identify which percentage of meetings include video. What should you use?

- A. the Teams usage report
- B. the Teams device usage report
- C. Productivity Score Meetings insights
- D. the Teams user activity report

Answer: A

NEW QUESTION 351

.....

THANKS FOR TRYING THE DEMO OF OUR PRODUCT

Visit Our Site to Purchase the Full Set of Actual MS-700 Exam Questions With Answers.

We Also Provide Practice Exam Software That Simulates Real Exam Environment And Has Many Self-Assessment Features. Order the MS-700 Product From:

<https://www.2passeasy.com/dumps/MS-700/>

Money Back Guarantee

MS-700 Practice Exam Features:

- * MS-700 Questions and Answers Updated Frequently
- * MS-700 Practice Questions Verified by Expert Senior Certified Staff
- * MS-700 Most Realistic Questions that Guarantee you a Pass on Your FirstTry
- * MS-700 Practice Test Questions in Multiple Choice Formats and Updatesfor 1 Year