

Exam Questions MS-102

Microsoft 365 Administrator Exam

<https://www.2passeasy.com/dumps/MS-102/>



NEW QUESTION 1

- (Exam Topic 1)

You need to meet the Intune requirements for the Windows 10 devices.

What should you do? To answer, select the appropriate options in the answer area.

NOTE: Each correct selection is worth one point.

Settings to configure in Azure AD:

▼
Device settings
Mobility (MDM and MAM)
Organizational relationships
User settings

Settings to configure in Intune:

▼
Device compliance
Device configuration
Device enrollment
Mobile Device Management Authority

- A. Mastered
- B. Not Mastered

Answer: A

Explanation:

References:

<https://docs.microsoft.com/en-us/intune/windows-enroll>

NEW QUESTION 2

- (Exam Topic 1)

You need to ensure that User1 can enroll the devices to meet the technical requirements. What should you do?

- A. From the Azure Active Directory admin center, assign User1 the Cloud device administrator role.
- B. From the Azure Active Directory admin center, configure the Maximum number of devices per user setting.
- C. From the Intune admin center, add User1 as a device enrollment manager.
- D. From the Intune admin center, configure the Enrollment restrictions.

Answer: C

Explanation:

References:

<https://docs.microsoft.com/en-us/sccm/mdm/deploy-use/enroll-devices-with-device-enrollment-manager>

NEW QUESTION 3

- (Exam Topic 1)

As of March, how long will the computers in each office remain supported by Microsoft? To answer, select the appropriate options in the answer area.

NOTE: Each correct selection is worth one point.

Seattle:

▼
6 months
18 months
24 months
30 months
5 years

New York:

▼
6 months
18 months
24 months
30 months
5 years

- A. Mastered
- B. Not Mastered

Answer: A

Explanation:

<https://support.microsoft.com/en-gb/help/13853/windows-lifecycle-fact-sheet> March Feature Updates: Serviced for 18 months from release date September Feature Updates: Serviced for 30 months from release date

References:

<https://www.windowscentral.com/whats-difference-between-quality-updates-and-feature-updates-windows-10>

NEW QUESTION 4

- (Exam Topic 1)

On which server should you install the Azure ATP sensor?

- A. Server 1
- B. Server 2
- C. Server 3
- D. Server 4
- E. Server 5

Answer: A

Explanation:

References:

<https://docs.microsoft.com/en-us/azure-advanced-threat-protection/atp-capacity-planning>

However, if the case study had required that the DCs can't have any s/w installed, then the answer would have been a standalone sensor on Server2. In this scenario, the given answer is correct. BTW, ATP now known as Defender for Identity.

NEW QUESTION 5

- (Exam Topic 1)

You need to meet the technical requirements and planned changes for Intune. What should you do? To answer, select the appropriate options in the answer area.

NOTE: Each correct selection is worth one point.

Answer Area

Settings to configure in Azure AD:	<input type="checkbox"/> Device settings <input type="checkbox"/> Mobility (MDM and MAM) <input type="checkbox"/> Organizational relationships <input type="checkbox"/> User settings
Settings to configure in Intune:	<input type="checkbox"/> Device compliance <input type="checkbox"/> Device configuration <input type="checkbox"/> Device enrollment <input type="checkbox"/> Mobile Device Management Authority

- A. Mastered
- B. Not Mastered

Answer: A

Explanation:

Reference:

<https://docs.microsoft.com/en-us/intune/windows-enroll>

NEW QUESTION 6

- (Exam Topic 2)

You need to recommend a solution for the security administrator. The solution must meet the technical requirements.

What should you include in the recommendation?

- A. Microsoft Azure Active Directory (Azure AD) Privileged Identity Management
- B. Microsoft Azure Active Directory (Azure AD) Identity Protection
- C. Microsoft Azure Active Directory (Azure AD) conditional access policies
- D. Microsoft Azure Active Directory (Azure AD) authentication methods

Answer: B

Explanation:

References:

<https://docs.microsoft.com/en-us/azure/active-directory/conditional-access/concept-conditional-access-condition> states clearly that Sign-in risk

NEW QUESTION 7

- (Exam Topic 2)

Which report should the New York office auditors view?

- A. DLP policy matches
- B. DLP false positives and overrides
- C. DLP incidents
- D. Top Senders and Recipients

Answer: C

Explanation:

References:

<https://docs.microsoft.com/en-us/office365/securitycompliance/data-loss-prevention-policies>

This report also shows policy matches over time, like the policy matches report. However, the policy matches report shows matches at a rule level; for example, if an email matched three different rules, the policy matches report shows three different line items. By contrast, the incidents report shows matches at an item level; for example, if an email matched three different rules, the incidents report shows a single line item for that piece of content. Because the report counts are aggregated differently, the policy matches report is better for identifying matches with specific rules and fine tuning DLP policies. The incidents report is better for identifying specific pieces of content that are problematic for your DLP policies.

NEW QUESTION 8

- (Exam Topic 2)

You need to meet the technical requirement for the SharePoint administrator. What should you do? To answer, select the appropriate options in the answer area.

NOTE: Each correct selection is worth one point.

From the Security & Compliance admin center, perform a search by using:

▼
Audit log
Data governance events
DLP policy matches
eDiscovery

Filter by:

▼
Activity
Detail
Item
User agent

- A. Mastered
- B. Not Mastered

Answer: A

Explanation:

References:

<https://docs.microsoft.com/en-us/office365/securitycompliance/search-the-audit-log-in-security-and-compliance>

NEW QUESTION 9

- (Exam Topic 3)

You create the planned DLP policies.

You need to configure notifications to meet the technical requirements. What should you do?

- A. From the Microsoft 365 security center, configure an alert policy.
- B. From the Microsoft Endpoint Manager admin center, configure a custom notification.
- C. From the Microsoft 365 admin center, configure a Briefing email.
- D. From the Microsoft 365 compliance center, configure the Endpoint DLP settings.

Answer: D

Explanation:

Reference:

<https://docs.microsoft.com/en-us/microsoft-365/compliance/dlp-configure-view-alerts-policies?view=o365-world>

NEW QUESTION 10

- (Exam Topic 3)

You need to create the Safe Attachments policy to meet the technical requirements. Which option should you select?

- A. Replace
- B. Enable redirect
- C. Block
- D. Dynamic Delivery

Answer: D

Explanation:

Reference:

<https://github.com/MicrosoftDocs/microsoft-365-docs/blob/public/microsoft-365/security/office-365-security/sa>

NEW QUESTION 10

- (Exam Topic 3)

You need to create the DLP policy to meet the technical requirements. What should you configure first?

- A. sensitive info types
- B. the Insider risk management settings
- C. the event types
- D. the sensitivity labels

Answer: A

Explanation:

Reference:

<https://docs.microsoft.com/en-us/microsoft-365/compliance/create-test-tune-dlp-policy?view=o365-worldwide>

NEW QUESTION 15

- (Exam Topic 3)

You need to configure automatic enrollment in Intune. The solution must meet the technical requirements. What should you configure, and to which group should you assign the configurations? To answer, select the appropriate options in the answer area.

NOTE: Each correct selection is worth one point.

Configure:

Device configuration profiles	Enrollment restrictions
The mobile device management (MDM) user scope	
The mobile application management (MAM) user scope	

Group:

UserGroup1
UserGroup2
DeviceGroup1
DeviceGroup2

- A. Mastered
- B. Not Mastered

Answer: A

Explanation:

Text Description automatically generated with medium confidence

Reference:

<https://docs.microsoft.com/en-us/mem/intune/enrollment/windows-enroll>

NEW QUESTION 20

- (Exam Topic 4)

You are evaluating the required processes for Project1.

You need to recommend which DNS record must be created while adding a domain name for the project. Which DNS record should you recommend?

- A. host (A)
- B. host information
- C. text (TXT)
- D. pointer (PTR)

Answer: A

Explanation:

When you add a custom domain to Office 365, you need to verify that you own the domain. You can do this by adding either an MX record or a TXT record to the DNS for that domain.

Note:

There are several versions of this question in the exam. The question has two possible correct answers: Text (TXT)

Mail exchanger (MX)

incorrect answer options you may see on the exam include the following: alias (CNAME)

Host (A) host (AAA)

Pointer (PTR) Name Server (NS)

host information (HINFO) pointer (PTR)

Reference:

<https://docs.microsoft.com/en-us/office365/admin/get-help-with-domains/create-dns-records-at-any-dns-hosting>

NEW QUESTION 23

- (Exam Topic 4)

You need to ensure that all the sales department users can authenticate successfully during Project1 and Project2.

Which authentication strategy should you implement for the pilot projects?

- A. pass-through authentication
- B. pass-through authentication and seamless SSO
- C. password hash synchronization and seamless SSO
- D. password hash synchronization

Answer: C

Explanation:

Project1: During Project1, the mailboxes of 100 users in the sales department will be moved to Microsoft 365. Project2: After the successful completion of Project1, Microsoft Teams & Skype for Business will be enabled in Microsoft 365 for the sales department users.

After the planned migration to Microsoft 365, all users must be signed in to on-premises and cloud-based applications automatically.

Fabrikam does NOT plan to implement identity federation.

After the planned migration to Microsoft 365, all users must continue to authenticate to their mailbox and to SharePoint sites by using their UPN.

You need to enable password hash synchronization to enable the users to continue to authenticate to their mailbox and to SharePoint sites by using their UPN.

You need to enable SSO to enable all users to be signed in to on-premises and cloud-based applications automatically.

Reference:

<https://docs.microsoft.com/en-us/azure/active-directory/hybrid/choose-ad-authn>

NEW QUESTION 26

- (Exam Topic 4)

Which role should you assign to User1?

Available Choices (select all choices that are correct)

- A. Hygiene Management
- B. Security Reader
- C. Security Administrator
- D. Records Management

Answer: B

Explanation:

A user named User1 must be able to view all DLP reports from the Microsoft 365 admin center.

Users with the Security Reader role have global read-only access on security-related features, including all information in Microsoft 365 security center, Azure Active Directory, Identity Protection, Privileged Identity Management, as well as the ability to read Azure Active Directory sign-in reports and audit logs, and in Office 365 Security & Compliance Center.

Reference:

<https://docs.microsoft.com/en-us/azure/active-directory/users-groups-roles/directory-assign-admin-roles>

NEW QUESTION 30

- (Exam Topic 5)

Your network contains an Active Directory forest named contoso.local.

You purchase a Microsoft 365 subscription.

You plan to move to Microsoft 365 and to implement a hybrid deployment solution for the next 12 months. You need to prepare for the planned move to Microsoft 365.

What is the best action to perform before you implement directory synchronization? More than one answer choice may achieve the goal. Select the BEST answer.

- A. Purchase a third-party X.509 certificate.
- B. Create an external forest trust.
- C. Rename the Active Directory forest.
- D. Purchase a custom domain name.

Answer: D

Explanation:

The first thing you need to do before you implement directory synchronization is to purchase a custom domain name. This could be the domain name that you use in your on-premise Active Directory if it's a routable domain name, for example, contoso.com.

If you use a non-routable domain name in your Active Directory, for example contoso.local, you'll need to add the routable domain name as a UPN suffix in Active Directory.

Incorrect:

Not C: No need to rename the Active Directory forest. As we use a non-routable domain name contoso.local, we just need to add the routable domain name as a UPN suffix in Active Directory.

Reference:

<https://docs.microsoft.com/en-us/office365/enterprise/set-up-directory-synchronization>

NEW QUESTION 35

- (Exam Topic 5)

You have a Microsoft 365 E5 tenant that contains a Microsoft SharePoint Online site named Site1. Site1 contains the files shown in the following table.

Name	Number of IP addresses in the file
File1.docx	1
File2.txt	2
File3.xlsx	5

You create a sensitivity label named Sensitivity1 and an auto-label policy that has the following configurations:

- > Name: AutoLabel1
- > Label to auto-apply: Sensitivity1
- > Rules for SharePoint Online sites: Rule1-SPO
- > Choose locations where you want to apply the label: Site1 Rule1-SPO is configured as shown in the following exhibit.

User1 is the owner of Device1.

You add Microsoft 365 Apps Windows 10 and later app types to Intune as shown in the following table. On Thursday, you review the results of the app deployments.

Name	Shows in Company Portal	Assignment	Microsoft Office app to install	Day of creation
App1	Yes	Group1 - Required	Word	Monday
App2	Yes	Group2 - Required	Excel	Tuesday
App3	Yes	Group1 - Available	PowerPoint	Wednesday

For each of the following statements, select Yes if the statement is true. Otherwise, select No. NOTE: Each correct selection is worth one point.

Answer Area

Statements	Yes	No
Word is installed on Device1.	<input checked="" type="radio"/>	<input type="radio"/>
App3 is displayed in the Company Portal.	<input type="radio"/>	<input type="radio"/>
Excel is installed on Device1.	<input type="radio"/>	<input type="radio"/>

- A. Mastered
- B. Not Mastered

Answer: A

Explanation:

Answer Area

Statements	Yes	No
Word is installed on Device1.	<input checked="" type="radio"/>	<input type="radio"/>
App3 is displayed in the Company Portal.	<input checked="" type="radio"/>	<input type="radio"/>
Excel is installed on Device1.	<input checked="" type="radio"/>	<input type="radio"/>

NEW QUESTION 41

- (Exam Topic 5)

You have a Microsoft 365 tenant.

You plan to manage incidents in the tenant by using the Microsoft 365 security center.

Which Microsoft service source will appear on the Incidents page of the Microsoft 365 security center?

- A. Microsoft Defender for CloudUse the
- B. Microsoft Purview
- C. Azure Arc
- D. Microsoft Defender for Identity

Answer: D

Explanation:

Reference:

<https://docs.microsoft.com/en-us/microsoft-365/security/defender/investigate-alerts?view=o365-worldwide>

NEW QUESTION 44

- (Exam Topic 5)

Note: This question is part of a series of questions that present the same scenario. Each question in the series contains a unique solution that might meet the stated goals. Some question sets might have more than one correct solution, while others might not have a correct solution.

After you answer a question in this section, you will NOT be able to return to it. As a result, these questions will not appear in the review screen.

Your network contains an Active Directory domain. You deploy an Azure AD tenant.

Another administrator configures the domain to synchronize to Azure AD.

You discover that 10 user accounts in an organizational unit (OU) are NOT synchronized to Azure AD. All the other user accounts synchronized successfully.

You review Azure AD Connect Health and discover that all the user account synchronizations completed successfully.

You need to ensure that the 10 user accounts are synchronized to Azure AD.

Solution: From the Synchronization Rules Editor, you create a new outbound synchronization rule. Does this meet the goal?

- A. Yes
- B. No

Answer: B

Explanation:

The question states that “all the user account synchronizations completed successfully”. Therefore, the synchronization rule is configured correctly. It is likely that the 10 user accounts are being excluded from the synchronization cycle by a filtering rule.

Reference:

<https://docs.microsoft.com/en-us/azure/active-directory/hybrid/how-to-connect-sync-configure-filtering>

NEW QUESTION 49

- (Exam Topic 5)

You have a Microsoft 365 E5 tenant that contains the users shown in the following table.

Name	Azure Active Directory (Azure AD) role	Microsoft Store for Business role	Member of
User1	Application administrator	Basic Purchaser	Group1
User2	None	Purchaser	Group2
User3	None	Basic Purchaser	Group3

You perform the following actions:

- > Provision the private store in Microsoft Store for Business.
- > Add an app named App1 to the private store.
- > Set Private store availability for App1 to Specific groups, and then select Group3.

For each of the following statements, select Yes if the statement is true. Otherwise, select No.

NOTE: Each correct selection is worth one point.

Statements	Yes	No
User1 can install App1 from the private store.	<input type="radio"/>	<input type="radio"/>
User2 can install App1 from the private store.	<input type="radio"/>	<input type="radio"/>
User3 can install App1 from the private store.	<input type="radio"/>	<input type="radio"/>

A. Mastered

B. Not Mastered

Answer: A

Explanation:

Text Description automatically generated

Reference:

<https://docs.microsoft.com/en-us/microsoft-store/app-inventory-management-microsoft-store-for-business#priva>

NEW QUESTION 50

- (Exam Topic 5)

You have a Microsoft 365 E5 tenant that contains 500 Windows 10 devices. The devices are enrolled in Microsoft intune.

You plan to use Endpoint analytics to identify hardware issues.

You need to enable Window health monitoring on the devices to support Endpoint analytics What should you do?

- A. Configure the Endpoint analytics baseline regression threshold.
- B. Create a configuration profile.
- C. Create a Windows 10 Security Baseline profile
- D. Create a compliance policy.

Answer: B

NEW QUESTION 54

- (Exam Topic 5)

HOTSPOT

You have a Microsoft 365 E3 subscription.

You plan to launch Attack simulation training for all users.

Which social engineering technique and training experience will be available? To answer, select the appropriate options in the answer area.

NOTE: Each correct selection is worth one point.

Answer Area

Social engineering technique:

Credential harvest

Link to malware

Malware attachment

Training experience:

Identity Theft

Mass Market Phishing

Web Phishing

- A. Mastered
- B. Not Mastered

Answer: A

Explanation:

Box 1: Credential Harvest

Attack simulation training offers a subset of capabilities to E3 customers as a trial. The trial offering contains the ability to use a Credential Harvest payload and the ability to select 'ISA Phishing' or 'Mass Market Phishing' training experiences. No other capabilities are part of the E3 trial offering.

Note: In Attack simulation training, multiple types of social engineering techniques are available: Credential Harvest

Malware Attachment Link to Malware Etc.

Box 2: Mass Market Phishing Reference:

<https://learn.microsoft.com/en-us/microsoft-365/security/office-365-security/attack-simulation-training-get-start>

NEW QUESTION 57

- (Exam Topic 5)

You have a Microsoft 365 subscription that uses Security & Compliance retention policies. You implement a preservation lock on a retention policy that is assigned to all executive users.

Which two actions can you perform on the retention policy? Each correct answer presents a complete solution.

NOTE: Each correct selection is worth one point?

- A. Add locations to the policy
- B. Reduce the duration of policy
- C. Remove locations from the policy
- D. Extend the duration of the policy
- E. Disable the policy

Answer: AD

NEW QUESTION 62

- (Exam Topic 5)

HOTSPOT

You have a Microsoft 365 E5 subscription.

You need to implement identity protection. The solution must meet the following requirements:

- > Identify when a user's credentials are compromised and shared on the dark web.
- > Provide users that have compromised credentials with the ability to self-remediate. What should you do? To answer, select the appropriate options in the answer area. NOTE: Each correct selection is worth one point.

Answer Area

To identify when users have compromised credentials, configure:

▼

A registration policy

A sign-in risk policy

A user risk policy

A multifactor authentication registration policy

To enable self-remediation, select:

▼

Generate a temporary password

Require multi-factor authentication

Require password change

- A. Mastered
- B. Not Mastered

Answer: A

Explanation:

Box 1: A user risk policy

Identify when a user's credentials are compromised and shared on the dark web. User risk-based Conditional Access policy

Identity Protection analyzes signals about user accounts and calculates a risk score based on the probability that the user has been compromised. If a user has risky sign-in behavior, or their credentials have been leaked, Identity Protection will use these signals to calculate the user risk level. Administrators can configure user risk-based Conditional Access policies to enforce access controls based on user risk, including requirements such as:

Block access

Allow access but require a secure password change.

A secure password change will remediate the user risk and close the risky user event to prevent unnecessary noise for administrators.

Box 2: Require password change

Provide users that have compromised credentials with the ability to self-remediate.

A secure password change will remediate the user risk and close the risky user event to prevent unnecessary noise for administrators

Reference:

<https://learn.microsoft.com/en-us/azure/active-directory/identity-protection/concept-identity-protection-policies#>

NEW QUESTION 65

- (Exam Topic 5)

You have a Microsoft 365 tenant.

You plan to enable BitLocker Disk Encryption (BitLocker) automatically for all Windows 10 devices that enroll in Microsoft Intune.

What should you use?

- A. an attack surface reduction (ASR) policy
- B. an app configuration policy

- C. a device compliance policy
- D. a device configuration profile

Answer: D

Explanation:

Reference:

<https://docs.microsoft.com/en-us/mem/intune/protect/encrypt-devices>

NEW QUESTION 70

- (Exam Topic 5)

HOTSPOT

Your network contains an on-premises Active Directory domain. The domain contains the servers shown in the following table.

Name	Operating system	Configuration
Server1	Windows Server 2022	Domain controller
Server2	Windows Server 2016	Member server
Server3	Server Core installation of Windows Server 2022	Member server

You purchase a Microsoft 365 E5 subscription.

You need to implement Azure AD Connect cloud sync.

What should you install first and on which server? To answer, select the appropriate options in the answer area.

NOTE: Each correct selection is worth one point.

Answer Area

Install:

The Azure AD Application Proxy connector

Azure AD Connect

The Azure AD Connect provisioning agent

Active Directory Federation Services (AD FS)

Server:

Server1 only

Server2 only

Server3 only

Server1 or Server2 only

Server1 or Server3 only

Server1, Server2, or Server3

- A. Mastered
- B. Not Mastered

Answer: A

Explanation:

Box 1: The Azure AD Connect provisioning agent Install the Azure AD Connect provisioning agent

How is Azure AD Connect cloud sync different from Azure AD Connect sync?

With Azure AD Connect cloud sync, provisioning from AD to Azure AD is orchestrated in Microsoft Online Services. An organization only needs to deploy, in their on-premises or IaaS-hosted environment, a

light-weight agent that acts as a bridge between Azure AD and AD. The provisioning configuration is stored in Azure AD and managed as part of the service.

Box 2: Server1 or Server2 only.

Cloud provisioning agent requirements include:

* An on-premises server for the provisioning agent with Windows 2016 or later.

This server should be a tier 0 server based on the Active Directory administrative tier model. Installing the agent on a domain controller is supported.

Note: Windows Server Core is a minimal installation option for the Windows Server operating system (OS) that has no GUI and only includes the components required to perform server roles and run applications.

Reference:

<https://docs.microsoft.com/en-us/azure/active-directory/cloud-sync/how-to-install> <https://docs.microsoft.com/en-us/azure/active-directory/cloud-sync/how-to-prerequisites>

NEW QUESTION 74

- (Exam Topic 5)

You have a Microsoft 365 E5 tenant.

You need to evaluate compliance with European Union privacy regulations for customer data. What should you do in the Microsoft 365 compliance center?

- A. Create a Data Subject Request (DSR)
- B. Create a data loss prevention (DLP) policy for General Data Protection Regulation (GDPR) data
- C. Create an assessment based on the EU GDPR assessment template
- D. Create an assessment based on the Data Protection Baseline assessment template

Answer: C

Explanation:

Reference:

<https://docs.microsoft.com/en-us/compliance/regulatory/gdpr-action-plan>

NEW QUESTION 76

- (Exam Topic 5)

Your network contains an on-premises Active Directory domain named contoso.local. The domain contains five domain controllers.

Your company purchases Microsoft 365 and creates an Azure AD tenant named contoso.onmicrosoft.com. You plan to install Azure AD Connect on a member server and implement pass-through authentication. You need to prepare the environment for the planned implementation of pass-through authentication. Which three actions should you perform? Each correct answer presents part of the solution.

NOTE: Each correct selection is worth one point.

- A. From a domain controller install an Authentication Agent
- B. From the Microsoft Entra admin center, configure an authentication method.
- C. From Active Director,' Domains and Trusts add a UPN suffix
- D. Modify the email address attribute for each user account.
- E. From the Microsoft Entra admin center, add a custom domain name.
- F. Modify the User logon name for each user account.

Answer: ABE

Explanation:

Deploy Azure AD Pass-through Authentication Step 1: Check the prerequisites

Ensure that the following prerequisites are in place. In the Entra admin center

* 1. Create a cloud-only Hybrid Identity Administrator account or a Hybrid Identity administrator account on your Azure AD tenant. This way, you can manage the configuration of your tenant should your on-premises services fail or become unavailable.

(E) 2. Add one or more custom domain names to your Azure AD tenant. Your users can sign in with one of these domain names.

(A) In your on-premises environment

* 1. Identify a server running Windows Server 2016 or later to run Azure AD Connect. If not enabled already, enable TLS 1.2 on the server. Add the server to the same Active Directory forest as the users whose passwords you need to validate. It should be noted that installation of Pass-Through Authentication agent on Windows Server Core versions is not supported.

* 2. Install the latest version of Azure AD Connect on the server identified in the preceding step. If you already have Azure AD Connect running, ensure that the version is supported.

* 3. Identify one or more additional servers (running Windows Server 2016 or later, with TLS 1.2 enabled) where you can run standalone Authentication Agents. These additional servers are needed to ensure the high availability of requests to sign in. Add the servers to the same Active Directory forest as the users whose passwords you need to validate.

* 4. Etc.

(B) Step 2: Enable the feature

Enable Pass-through Authentication through Azure AD Connect.

If you're installing Azure AD Connect for the first time, choose the custom installation path. At the User

sign-in page, choose Pass-through Authentication as the Sign On method. On successful completion, a Pass-through Authentication Agent is installed on the same server as Azure AD Connect. In addition, the Pass-through Authentication feature is enabled on your tenant.

Incorrect:

Not C: From Active Directory Domains and Trusts, add a UPN suffix Not D. Modify the email address attribute for each user account.

Not F. Modify the User logon name for each user account. Reference:

<https://learn.microsoft.com/en-us/azure/active-directory/hybrid/connect/how-to-connect-pta-quick-start>

NEW QUESTION 77

- (Exam Topic 5)

You have an Azure subscription and an on-premises Active Directory domain. The domain contains 50 computers that run Windows 10.

You need to centrally monitor System log events from the computers.

What should you do? To answer, select the appropriate options in the answer area.

NOTE: Each correct selection is worth one point.

In Azure:

<input type="checkbox"/> Add and configure the Diagnostics settings for the Azure Activity Log. <input type="checkbox"/> Add and configure an Azure Log Analytics workspace. <input type="checkbox"/> Add an Azure Storage account and Azure Cognitive Search <input type="checkbox"/> Add an Azure Storage account and a file share.
--

On the computers:

<input type="checkbox"/> Create an event subscription. <input type="checkbox"/> Modify the membership of the Event Log Readers group. <input type="checkbox"/> Enroll in Microsoft Endpoint Manager. <input type="checkbox"/> Install the Microsoft Monitoring Agent.
--

- A. Mastered
- B. Not Mastered

Answer: A

Explanation:

Reference:

<https://docs.microsoft.com/en-us/azure/azure-monitor/learn/quick-collect-windows-computer>

NEW QUESTION 82

- (Exam Topic 5)

HOTSPOT

You have an Azure AD tenant that contains the administrative units shown in the following table.

Name	Members
AU1	User1, User2
AU2	User3

You have the following users:

- > A user named User1 that is assigned the Password Administrator for AU1 and AU2.
- > A user named User2 that is assigned the User Administrator for AU1.
- > A user named User3 that is assigned the User Administrator for the tenant.

For each of the following statements, select Yes if the statement is true. Otherwise, select No.

NOTE: Each correct selection is worth one point.

Answer Area

Statements	Yes	No
User1 can reset the password of User3.	<input checked="" type="checkbox"/>	<input type="checkbox"/>
User2 can update the display name of User1.	<input type="checkbox"/>	<input type="checkbox"/>
User1 can reset the password of User2.	<input type="checkbox"/>	<input type="checkbox"/>

- A. Mastered
- B. Not Mastered

Answer: A

Explanation:

Box 1: No

User1 is assigned the Password Administrator for AU1 and AU2. User3 is in AU2. User3 is User Administrator. Password administrators cannot reset User Administrators passwords. Note: Password Administrator Users with this role have limited ability to manage passwords. This role does not grant the ability to manage service requests or monitor service health. Whether a Password Administrator can reset a user's password depends on the role the user is assigned.

Role that password can be reset	Password Admin	Helpdesk Admin	Auth Admin	User Admin	Privileged Auth Admin	Global Admin
User Admin	<input type="checkbox"/>			✓	✓	✓
Usage Summary Reports Reader		✓	✓	✓	✓	✓

Box 2: Yes

Box 3: No

User1 is assigned the Password Administrator for AU1 and AU2. User2 is in AU1. User2 is User Administrator. Password administrators cannot reset User Administrators passwords.

Note: User Administrator

Can manage all aspects of users and groups, including resetting passwords for limited admins. Reference: <https://learn.microsoft.com/en-us/azure/active-directory/roles/permissions-reference#who-can-reset-passwords> <https://learn.microsoft.com/en-us/azure/active-directory/roles/permissions-reference>

NEW QUESTION 86

- (Exam Topic 5)

You have a Microsoft 365 subscription that contains the domains shown in the following exhibit.

Domains

+ Add domain Buy domain Refresh

Domain name ↑	Status	Choose columns
<input type="checkbox"/> Sub1.contoso221018.onmicrosoft.com (D...	⚠ Possible service issues	
<input type="checkbox"/> contoso.com	❗ Incomplete setup	
<input type="checkbox"/> contoso221018.onmicrosoft.com	✅ Healthy	
<input type="checkbox"/> Sub2.contoso221018.onmicrosoft.com	❗ Incomplete setup	

- Which domain name suffixes can you use when you create users?
- A. only Sub1.contoso221018.onmicrosoft.com
 - B. onlycontoso.com and Sub2.contoso221018.onmicrosoft.com
 - C. onlycontoso221018.onmicrosoft.com, Sub.contoso221018.onmicrosoft.com, and Sub2.contoso221018.onmicrosoft.com

D. all the domains in the subscription

Answer: B

NEW QUESTION 87

- (Exam Topic 5)

You have a Microsoft 365 E5 tenant that contains 500 Android devices enrolled in Microsoft Intune. You need to use Microsoft Endpoint Manager to deploy a managed Google Play app to the devices.

Which four actions should you perform in sequence? To answer, move the appropriate actions from the list of actions to the answer area and arrange them in the correct order.

Actions

Answer Area

Create an app configuration policy

Link the account to Intune

Create a Microsoft account

Configure a mobile device management (MDM) push certificate

Add the app

Create a Google account

Assign the app

A. Mastered

B. Not Mastered

Answer: A

Explanation:

Graphical user interface, text, application Description automatically generated

Reference:

<https://docs.microsoft.com/en-us/mem/intune/apps/apps-add-android-for-work#assign-a-managed-google-play-a>

NEW QUESTION 90

- (Exam Topic 5)

You have a Microsoft 365 E5 subscription that has Microsoft Defender for Endpoint integrated with Microsoft Endpoint Manager.

Devices are onboarded by using Microsoft Defender for Endpoint.

You plan to block devices based on the results of the machine risk score calculated by Microsoft Defender for Endpoint.

What should you create first?

A. a device configuration policy

B. a device compliance policy

C. a conditional access policy

D. an endpoint detection and response policy

Answer: B

Explanation:

Reference:

<https://docs.microsoft.com/en-us/mem/intune/protect/advanced-threat-protection-configure>

NEW QUESTION 92

- (Exam Topic 5)

You have several devices enrolled in Microsoft Endpoint Manager.

You have a Microsoft Azure Active Directory (Azure AD) tenant that includes the users shown in the following table.

Name	Member of
User1	Group1
User2	Group1, Group2
User3	None

The device type restrictions in Endpoint Manager are configured as shown in the following table.

Priority	Name	Allowed platform	Assigned to
1	Policy1	Android, iOS, Windows (MDM)	None
2	Policy2	Windows (MDM)	Group2
3	Policy3	Android, iOS	Group1
Default	All users	Android, Windows (MDM)	All users

Answer Area

Statements	Yes	No
User1 can enroll Windows devices in Endpoint Manager.	<input type="radio"/>	<input type="radio"/>
User2 can enroll Android devices in Endpoint Manager.	<input type="radio"/>	<input type="radio"/>
User3 can enroll iOS devices in Endpoint Manager.	<input type="radio"/>	<input type="radio"/>

- A. Mastered
 B. Not Mastered

Answer: A

Explanation:

Answer Area

Statements	Yes	No
User1 can enroll Windows devices in Endpoint Manager.	<input type="radio"/>	<input checked="" type="radio"/>
User2 can enroll Android devices in Endpoint Manager.	<input type="radio"/>	<input checked="" type="radio"/>
User3 can enroll iOS devices in Endpoint Manager.	<input checked="" type="radio"/>	<input type="radio"/>

NEW QUESTION 95

- (Exam Topic 5)

You have a Microsoft 365 subscription.

You have an Azure AD tenant that contains the users shown in the following table.

Name	Role
User1	Security Administrator
User2	Global Administrator
User3	Service Support Administrator

You configure Tenant properties as shown in the following exhibit.

Technical contact

User1@contoso.com ✓

Global privacy contact

✓

Privacy statement URL

http://contoso.com/privacy ✓

Which users will be contacted by Microsoft if the tenant experiences a data breach?

- A. User1 only
 B. User2 only
 C. User3 only
 D. User1 and User2 only
 E. User2 and User3 only

Answer: B

Explanation:

Microsoft 365 is committed to notifying customers within 72 hours of breach declaration. The customer's tenant administrator will be notified.

Reference:

<https://learn.microsoft.com/en-us/compliance/regulatory/gdpr-breach-office365>

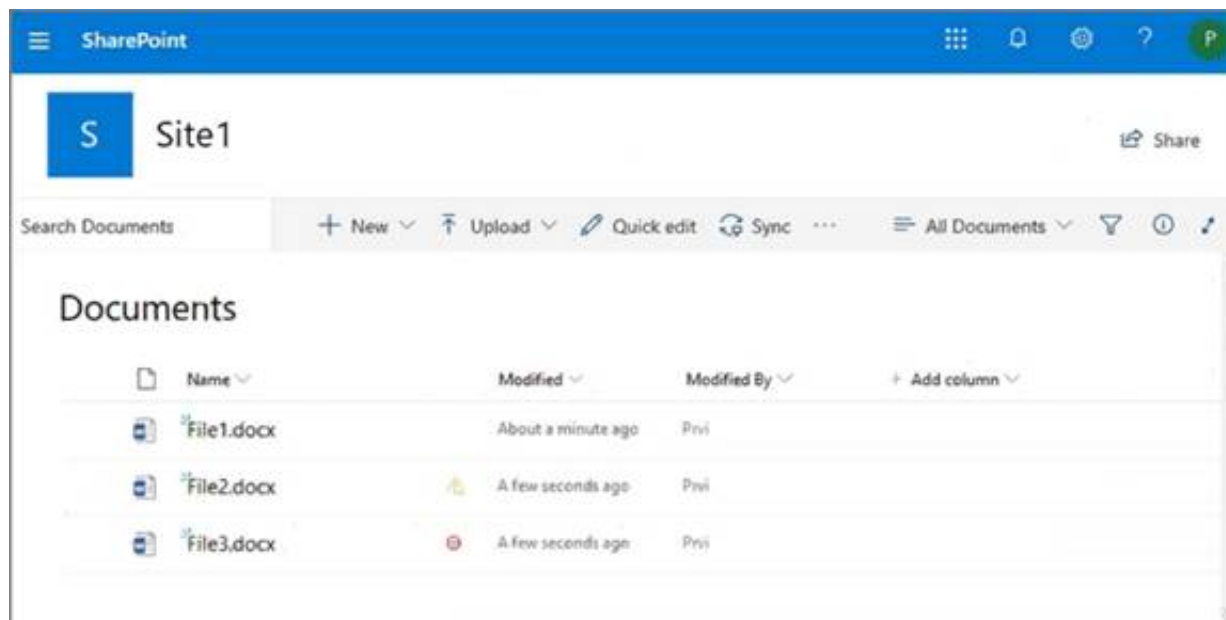
NEW QUESTION 99

- (Exam Topic 5)

From the Microsoft 365 compliance center, you configure a data loss prevention (DLP) policy for a Microsoft SharePoint Online site named Site1. Site1 contains the roles shown in the following table.

Role	Member
Site owner	Prvi
Site member	User1
Site visitor	User2

Prvi creates the files shown in the exhibit. (Click the Exhibit tab.)



Which files can User1 and User2 open? To answer, select the appropriate options in the answer area.
 NOTE: Each correct selection is worth one point.

User1:

User2:

- A. Mastered
- B. Not Mastered

Answer: A

Explanation:

Graphical user interface, text, application, email Description automatically generated

Reference:

<https://sharepointmaven.com/4-security-roles-of-a-sharepoint-site/> <https://gcc.microsoftcrmportals.com/blogs/office365-news/190220SPIcons/>

NEW QUESTION 100

- (Exam Topic 5)

You have a Microsoft 365 E5 tenant.

You plan to deploy 1.000 new iOS devices to users. The devices will be shipped directly from the supplier to the users.

You need to recommend a Microsoft Intune enrollment option that meets the following requirements:

- Minimizes user interaction
- Minimizes administrative effort
- Automatically installs corporate apps What should you recommend?

- A. Automated Device Enrollment (ADE)
- B. bring your own device (BYOD) user and device enrollment
- C. Apple Configurator enrollment

Answer: A

Explanation:

Reference:

<https://docs.microsoft.com/en-us/mem/intune/enrollment/ios-enroll>

NEW QUESTION 102

- (Exam Topic 5)

You have a Microsoft 365 subscription that uses Microsoft Defender for Office 365.

You need to ensure that users are prevented from opening or downloading malicious files from Microsoft Teams, OneDrive, or SharePoint Online.

What should you do?

- A. Create a newAnti-malware policy
- B. Configure the Safe Links global settings.
- C. Create a new Anti-phishing policy
- D. Configure the Safe Attachments global settings.

Answer: D

Explanation:

Safe Attachments for SharePoint, OneDrive, and Microsoft Teams

In organizations with Microsoft Defender for Office 365, Safe Attachments for SharePoint, OneDrive, and Microsoft Teams provides an additional layer of protection against malware. After files are asynchronously scanned by the common virus detection engine in Microsoft 365, Safe Attachments opens files in a virtual environment to see what happens (a process known as detonation). Safe Attachments for SharePoint, OneDrive, and Microsoft Teams also helps detect and block existing files that are identified as malicious in team sites and document libraries.

Reference:

https://learn.microsoft.com/en-us/microsoft-365/security/office-365-security/safe-attachments-for-spo-odfb-team

NEW QUESTION 104

- (Exam Topic 5)

You enable the Azure AD Identity Protection weekly digest email. You create the users shown in the following table.

Name	Role
Admin1	Security reader
Admin2	User administrator
Admin3	Security administrator
Admin4	Compliance administrator

Which users will receive the weekly digest email automatically?

- A. Admin2, Admin3, and Admin4 only
- B. Admin1, Admin2, Admin3, and Admin4
- C. Admin2 and Admin3 only
- D. Admin3 only
- E. Admin1 and Admin3 only

Answer: E

Explanation:

By default, all Global Admins receive the email. Any newly created Global Admins, Security Readers or Security Administrators will automatically be added to the recipients list.

NEW QUESTION 106

- (Exam Topic 5)

HOTSPOT

You have a Microsoft 365 E5 subscription that contains the users shown in the following table.

Name	Member of	Multi-factor authentication (MFA) method registered
User1	Group1	Microsoft Authenticator app (push notification)
User2	Group2	Microsoft Authenticator app (push notification)
User3	Group1	None

You configure the Microsoft Authenticator authentication method policy to enable passwordless authentication as shown in the following exhibit.

Both User1 and User2 report that they are NOT prompted for passwordless sign-in in the Microsoft Authenticator app.

For each of the following statements, select Yes if the statement is true. Otherwise, select No.

NOTE: Each correct selection is worth one point.

Answer Area

Statements

User1 will be prompted for passwordless authentication once User1 sets up phone sign-in in the Microsoft Authenticator app.

Yes

☐

No

☐

User2 will be prompted for passwordless authentication once User2 sets up phone sign-in in the Microsoft Authenticator app.

☐
☐

User3 can use passwordless authentication without further action.

☐
☐

- A. Mastered
- B. Not Mastered

Answer: A

Explanation:

Box 1: Yes

User1 is member of Group1.

User1 has MFA registered method of Microsoft Authenticater app (push notification)

The Microsoft Authenticator authentication method policy is configured for Group1, registration is optional, authentication method is any.
 Note: Microsoft Authenticator can be used to sign in to any Azure AD account without using a password. Microsoft Authenticator uses key-based authentication to enable a user credential that is tied to a device, where the device uses a PIN or biometric. Windows Hello for Business uses a similar technology. This authentication technology can be used on any device platform, including mobile. This technology can also be used with any app or website that integrates with Microsoft Authentication Libraries.
 Box 2: No
 User2 is member of Group2.
 The Microsoft Authenticator authentication method policy is configured for Group1, not for Group2. Box 3: No
 User3 is member of Group1.
 User3 has no MFA method registered.
 User3 must choose an authentication method.
 Note: Enable passwordless phone sign-in authentication methods
 Azure AD lets you choose which authentication methods can be used during the sign-in process. Users then register for the methods they'd like to use.
 Reference:
<https://learn.microsoft.com/en-us/azure/active-directory/authentication/howto-authentication-passwordless-phon>

NEW QUESTION 111

- (Exam Topic 5)

HOTSPOT

Your company uses Microsoft Defender for Endpoint. Microsoft Defender for Endpoint includes the device groups shown in the following table.

Rank	Device group	Members
1	Group1	Tag Equals demo And OS In Windows 10
2	Group2	Tag Equals demo
3	Group3	Domain Equals adatum.com
4	Group4	Domain Equals adatum.com And OS In Windows 10
Last	Ungrouped devices (default)	Not applicable

You onboard a computer named computer1 to Microsoft Defender for Endpoint as shown in the following exhibit.

Settings > Endpoints > computer1



Device summary

Risk level ⓘ

None

Device details

Domain

adatum.com

OS

Windows 10 64-bit

Version 21H2

Build 19044.2130

Use the drop-down menus to select the answer choice that completes each statement.

NOTE: Each correct selection is worth one point.

Answer Area

Computer1 will be a member of [answer choice].

Group3 only
Group4 only
Group3 and Group4 only
Ungrouped devices

If you add the tag demo to Computer1, the computer will be a member of [answer choice].

Group1 only
Group1 and Group2 only
Group1, Group2, Group3, and Group4
Ungrouped devices

- A. Mastered
- B. Not Mastered

Answer: A

Explanation:

Box 1: Group3 and Group4 only Computer1 has no Demo Tag.

Computer1 is in the adatum domain and OS is Windows 10. Box 2: Group1, Group2, Group3 and Group4

NEW QUESTION 113

- (Exam Topic 5)

You have a Microsoft 365 E5 tenant.

You plan to deploy a monitoring solution that meets the following requirements:

- Captures Microsoft Teams channel messages that contain threatening or violent language.
- Alerts a reviewer when a threatening or violent message is identified.

What should you include in the solution?

- A. Data Subject Requests (DSRs)
- B. Insider risk management policies
- C. Communication compliance policies
- D. Audit log retention policies

Answer: C

NEW QUESTION 116

- (Exam Topic 5)

Your network contains an Active Directory domain named adatum.com that is synced to Azure AD. The domain contains 100 user accounts.

The city attribute for all the users is set to the city where the user resides.

You need to modify the value of the city attribute to the three-letter airport code of each city. What should you do?

- A. From Windows PowerShell on a domain controller, run the Gec-ADUser and Sec-ADUser cmdlets.
- B. From Azure Cloud Shell, run the Gec-ADUser and Sec-ADUser cmdlets.
- C. From Windows PowerShell on a domain controller, run the Gec-MgUser and Updace-MgUser cmdlets.
- D. From Azure Cloud Shell, run the Gec-MgUser and Update-MgUser cmdlets.

Answer: A

Explanation:

The user accounts are synced from the on-premise Active Directory to the Microsoft Azure Active Directory (Azure AD). Therefore, the city attribute must be changed in the on-premise Active Directory.

You can use Windows PowerShell on a domain controller and run the Get-ADUser cmdlet to get the required users and pipe the results into Set-ADUser cmdlet to modify the city attribute.

Note:

There are several versions of this question in the exam. The question has two possible correct answers:

- * 1. From Windows PowerShell on a domain controller, run the Get-ADUser and Set-ADUser cmdlets.
- * 2. From Active Directory Administrative Center, select the Active Directory users, and then modify the Properties settings.

Other incorrect answer options you may see on the exam include the following:

- * 1. From the Azure portal, select all the Azure AD users, and then use the User settings blade.
- * 2. From Windows PowerShell on a domain controller, run the Get-AzureADUser and Set-AzureADUser cmdlets.
- * 3. From the Microsoft 365 admin center, select the users, and then use the Bulk actions option.
- * 4. From Azure Cloud Shell, run the Get-ADUser and Set-ADUser cmdlets. Reference:

<https://docs.microsoft.com/en-us/powershell/module/addsadministration/set-aduser>

NEW QUESTION 121

- (Exam Topic 5)

You have a Microsoft 365 E5 subscription.

Conditional Access is configured to block high-risk sign-ins for all users.

All users are in France and are registered for multi-factor authentication (MFA). Users in the media department will travel to various countries during the next month.

You need to ensure that if the media department users are blocked from signing in while traveling, the users can remediate the issue without administrator intervention. What should you configure?

- A. an exclusion group
- B. the MFA registration policy
- C. named locations
- D. self-service password reset (SSPR)

Answer: D

Explanation:

Self-remediation with self-service password reset

If a user has registered for self-service password reset (SSPR), then they can also remediate their own user risk by performing a self-service password reset.

Reference:

<https://learn.microsoft.com/en-us/azure/active-directory/identity-protection/howto-identity-protection-remediate>

NEW QUESTION 122

- (Exam Topic 5)

You have a Microsoft 365 E5 tenant. Users store data in the following locations:

- Microsoft Teams
- Microsoft OneDrive
- Microsoft Exchange Online
- Microsoft SharePoint Online

You need to retain Microsoft 365 data for two years.

What is the minimum number of retention policies that you should create?

- A. 1
- B. 2
- C. 3
- D. 4

Answer: C

Explanation:

Reference:

<https://docs.microsoft.com/en-us/microsoft-365/compliance/create-retention-policies?view=o365-worldwide>

NEW QUESTION 125

- (Exam Topic 5)

HOTSPOT

You have a Microsoft 365 subscription.

You need to review metrics for the following: The daily active users in Microsoft Teams Recent Microsoft service issues

What should you use? To answer, select the appropriate options in the answer area. NOTE: Each correct selection is worth one point.

Answer Area

Teams daily active users:

Microsoft Secure Score

Adoption Score

Service health

Usage reports

Recent Microsoft service issues:

Microsoft Secure Score

Adoption Score

Service health

Usage reports

- A. Mastered
- B. Not Mastered

Answer: A

Explanation:

Box 1: Usage reports

The daily active users in Microsoft Teams

Microsoft 365 Reports in the admin center - Microsoft Teams usage activity

The brand-new Teams usage report gives you an overview of the usage activity in Teams, including the number of active users, channels and messages so you can quickly see how many users across your organization are using Teams to communicate and collaborate. It also includes other Teams specific activities, such as the number of active guests, meetings, and messages.

Box 2: Service Health

Recent Microsoft service issues

You can view the health of your Microsoft services, including Office on the web, Yammer, Microsoft Dynamics CRM, and mobile device management cloud services, on the Service health page in the Microsoft 365 admin center. If you are experiencing problems with a cloud service, you can check the service health to determine whether this is a known issue with a resolution in progress before you call support or spend time troubleshooting.

Reference:

<https://learn.microsoft.com/en-us/microsoft-365/admin/activity-reports/microsoft-teams-usage-activity> <https://learn.microsoft.com/en-us/microsoft-365/enterprise/view-service-health>

NEW QUESTION 126

- (Exam Topic 5)

You have a Microsoft 365 E5 tenant

You create a data loss prevention (DLP) policy to prevent users from using Microsoft Teams to share internal documents with external users.

To which two locations should you apply the policy? To answer, select the appropriate locations in the answer area.

NOTE: Each correct selection is worth one point.

Choose locations to apply the policy

We'll apply the policy to data that's stored in the locations you choose.

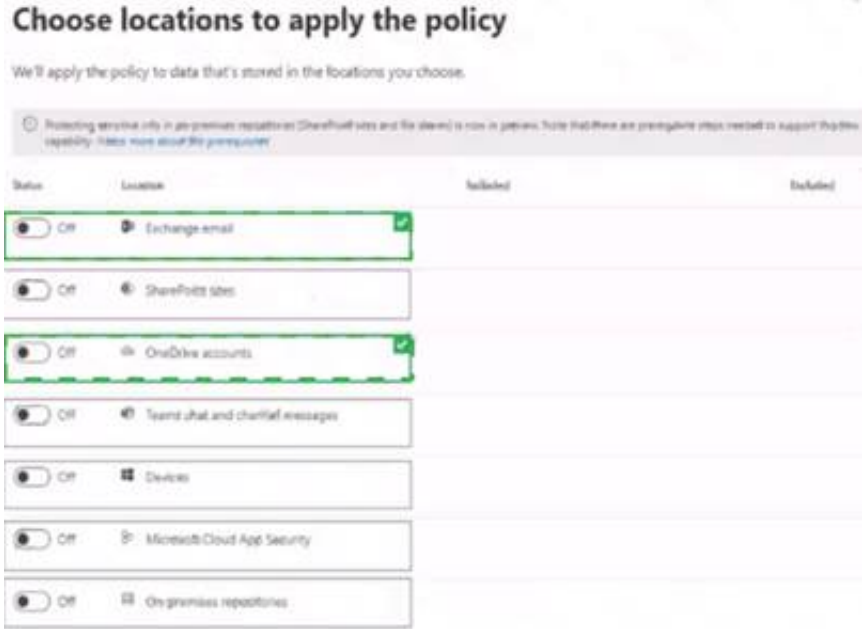
Protecting sensitive info in on-premises repositories (SharePoint sites and file stores) is now in preview. Note that there are prerequisite steps needed to support this new capability. [Learn more about the prerequisites](#)

Status	Location	Included	Excluded
<input type="checkbox"/> Off	Exchange email	<input checked="" type="checkbox"/>	<input type="checkbox"/>
<input type="checkbox"/> Off	SharePoint sites	<input type="checkbox"/>	<input type="checkbox"/>
<input type="checkbox"/> Off	OneDrive accounts	<input checked="" type="checkbox"/>	<input type="checkbox"/>
<input type="checkbox"/> Off	Teams chat and channel messages	<input type="checkbox"/>	<input type="checkbox"/>
<input type="checkbox"/> Off	Devices	<input type="checkbox"/>	<input type="checkbox"/>
<input type="checkbox"/> Off	Microsoft Cloud App Security	<input type="checkbox"/>	<input type="checkbox"/>
<input type="checkbox"/> Off	On-premises repositories	<input type="checkbox"/>	<input type="checkbox"/>

- A. Mastered
- B. Not Mastered

Answer: A

Explanation:



NEW QUESTION 131

- (Exam Topic 5)

You have a Microsoft 365 E5 subscription that contains the users shown in the following table.

Name	Role
Admin1	Global Administrator
Admin2	Security Administrator
Admin3	Security Operator
Admin4	Security Reader
Admin5	Application Administrator

You are implementing Microsoft Defender for Endpoint

You need to enable role-based access control (RBAC) to restrict access to the Microsoft 365 Defender portal. Which users can enable RBAC, and which users will no longer have access to the Microsoft 365 Defender portal after RBAC is enabled? To answer, select the appropriate options in the answer area.

NOTE Each correct selection is worth one point.

Answer Area

Users that can enable RBAC:

Admin1 and Admin2 only

Admin1 only

Admin1 and Admin2 only

Admin1, Admin2, and Admin5 only

Admin1, Admin2, Admin3, and Admin5 only

Users that will no longer have access to the Microsoft 365 Defender portal:

Admin3, Admin4, and Admin5 only

Admin5 only

Admin3 and Admin4 only

Admin4 and Admin5 only

Admin3, Admin4, and Admin5 only

- A. Mastered
- B. Not Mastered

Answer: A

Explanation:

Answer Area

Users that can enable RBAC:

Admin1 and Admin2 only

Admin1 only

Admin1 and Admin2 only

Admin1, Admin2, and Admin5 only

Admin1, Admin2, Admin3, and Admin5 only

Users that will no longer have access to the Microsoft 365 Defender portal:

Admin3, Admin4, and Admin5 only

Admin5 only

Admin3 and Admin4 only

Admin4 and Admin5 only

Admin3, Admin4, and Admin5 only

NEW QUESTION 136

- (Exam Topic 5)

You have several devices enrolled in Microsoft Endpoint Manager

You have a Microsoft Azure Active Directory (Azure AD) tenant that includes the users shown in the following table.

Name	Role	Member of
User1	Cloud device administrator	GroupA
User2	Intune administrator	GroupB
User3	None	None

The device limit restrictions in Endpoint manager are configured as shown in the following table.

Priority	Name	Device limit	Assigned to
1	Policy1	15	GroupB
2	Policy2	10	GroupA
Default	All users	5	All users

You add user as a device enrollment manager in Endpoint manager

For each of the following statements, select Yes if the statement is true. Otherwise, select No

Answer Area

Statements	Yes	No
User1 can enroll a maximum of 10 devices in Endpoint Manager.	<input type="radio"/>	<input type="radio"/>
User2 can enroll a maximum of 10 devices in Endpoint Manager.	<input type="radio"/>	<input type="radio"/>
User3 can enroll an unlimited number of devices in Endpoint Manager.	<input type="radio"/>	<input type="radio"/>

- A. Mastered
 B. Not Mastered

Answer: A

Explanation:

Answer Area

Statements	Yes	No
User1 can enroll a maximum of 10 devices in Endpoint Manager.	<input checked="" type="radio"/>	<input type="radio"/>
User2 can enroll a maximum of 10 devices in Endpoint Manager.	<input type="radio"/>	<input checked="" type="radio"/>
User3 can enroll an unlimited number of devices in Endpoint Manager.	<input checked="" type="radio"/>	<input type="radio"/>

NEW QUESTION 138

- (Exam Topic 5)

You have a Microsoft 365 subscription.

You need to create a data loss prevention (DLP) policy that is configured to use the Set headers action. To which location can the policy be applied?

- A. OneDrive accounts
 B. Exchange email
 C. Teams chat and channel messages
 D. SharePoint sites

Answer: B

NEW QUESTION 140

- (Exam Topic 5)

Your company has a Microsoft 365 E5 tenant.

Users at the company use the following versions of Microsoft Office:

- Microsoft 365 Apps for enterprise
- Office for the web
- Office 2016
- Office 2019

The company currently uses the following Office file types:

- .docx
- .xlsx
- .doc
- xls

You plan to use sensitivity labels. You need to identify the following:

- Which versions of Office require an add-in to support the sensitivity labels.
- Which file types support the sensitivity labels.

What should you identify? To answer, select the appropriate options in the answer area, NOTE: Each correct selection is worth one point.

Answer Area

Office versions that require an add-in to support the sensitivity labels:

Microsoft 365 Apps for enterprise and Office for the web only
Office 2016 only
Office 2019 only
Office for the web only
Office 2016 and Office 2019 only
Microsoft 365 Apps for enterprise only
Microsoft 365 Apps for enterprise and Office for the web only

Office file types that support the sensitivity labels:

.docx and .xlsx
.doc only
.docx only
.xls only
.xlsx only
.doc and .xls
.docx and .xlsx

- A. Mastered
B. Not Mastered

Answer: A

Explanation:

Answer Area

Office versions that require an add-in to support the sensitivity labels:

Microsoft 365 Apps for enterprise and Office for the web only
Office 2016 only
Office 2019 only
Office for the web only
Office 2016 and Office 2019 only
Microsoft 365 Apps for enterprise only
Microsoft 365 Apps for enterprise and Office for the web only

Office file types that support the sensitivity labels:

.docx and .xlsx
.doc only
.docx only
.xls only
.xlsx only
.doc and .xls
.docx and .xlsx

NEW QUESTION 144

- (Exam Topic 5)

You have a Microsoft 365 E5 subscription.

You configure a new alert policy as shown in the following exhibit.

How do you want the alert to be triggered?

- ☐ Every time an activity matches the rule
- ☐ When the volume of matched activities reaches a threshold
- More than or equal to activities
- During the last minutes
- On
- ☒ When the volume of matched activities becomes unusual
- On

You need to identify the following:

- > How many days it will take to establish a baseline for unusual activity.
- > Whether alerts will be triggered during the establishment of the baseline.

What should you identify? To answer, select the appropriate options in the answer area.

NOTE: Each correct selection is worth one point.

How many days it will take to establish the baseline:

1
5
7
10

Whether the alerts will be triggered during the establishment of the baseline:

Alerts will be triggered.
Alerts will not be triggered.
Alerts will be triggered only after the process to establish the baseline has been running for one day.

- A. Mastered
- B. Not Mastered

Answer: A

Explanation:

Graphical user interface, text, application Description automatically generated

Reference:

<https://docs.microsoft.com/en-us/microsoft-365/compliance/alert-policies?view=o365-worldwide>

NEW QUESTION 148

- (Exam Topic 5)

Your network contains an on-premises Active Directory domain named contoso.com.

For all user accounts, the Logon Hours settings are configured to prevent sign-ins outside of business hours. You plan to sync contoso.com to an Azure AD tenant.

You need to recommend a solution to ensure that the logon hour restrictions apply when synced users sign in to Azure AD.

What should you include in the recommendation?

- A. pass-through authentication
- B. conditional access policies
- C. password synchronization
- D. Azure AD Identity Protection policies

Answer: A

Explanation:

Reference:

<https://nickblog.azurewebsites.net/2016/10/17/azure-ad-pass-through-authentication/>

NEW QUESTION 152

- (Exam Topic 5)

You have a Microsoft 365 tenant that contains 100 Windows 10 devices. The devices are managed by using Microsoft Endpoint Manager.

You plan to create two attack surface reduction (ASR) policies named ASR1 and ASR2. ASR1 will be used to configure Microsoft Defender Application Guard.

ASR2 will be used to configure Microsoft Defender SmartScreen.

Which ASR profile type should you use for each policy? To answer, select the appropriate options in the answer area.

NOTE: Each correct selection is worth one point.

ASR1:

Device control
Exploit protection
Application control
App and browser isolation
Attack surface reduction rules

ASR2:

Device control
Exploit protection
Application control
App and browser isolation
Attack surface reduction rules

- A. Mastered
- B. Not Mastered

Answer: A

Explanation:

Graphical user interface, text, application, chat or text message Description automatically generated

Reference:

<https://docs.microsoft.com/en-us/mem/intune/protect/endpoint-security-asr-policy>

NEW QUESTION 157

- (Exam Topic 5)

Your company has 10,000 users who access all applications from an on-premises data center. You plan to create a Microsoft 365 subscription and to migrate data to the cloud.

You plan to implement directory synchronization.

User accounts and group accounts must sync to Azure AD successfully. You discover that several user accounts fail to sync to Azure AD.

You need to resolve the issue as quickly as possible. What should you do?

- A. From Active Directory Administrative Center, search for all the users, and then modify the properties of the user accounts.
- B. Run idfix.exe, and then click Edit.
- C. From Windows PowerShell, run the start-AdSyncSyncCycle -PolicyType Delta command.
- D. Run idfix.exe, and then click Complete.

Answer: B

Explanation:

IdFix is used to perform discovery and remediation of identity objects and their attributes in an on-premises Active Directory environment in preparation for migration to Azure Active Directory. IdFix is intended for the Active Directory administrators responsible for directory synchronization with Azure Active Directory.

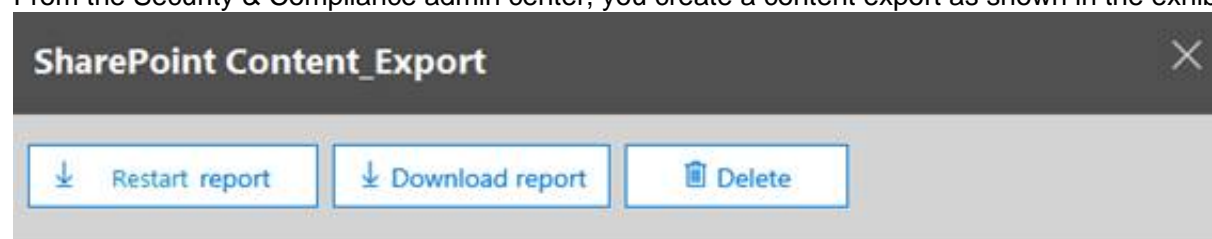
Reference:

<https://docs.microsoft.com/en-us/office365/enterprise/prepare-directory-attributes-for-synch-with-idfix>

NEW QUESTION 161

- (Exam Topic 5)

From the Security & Compliance admin center, you create a content export as shown in the exhibit. (Click the Exhibit tab.)



Status:

The export has completed. You can start downloading the results.

Items included from the search:

All items, excluding ones that have unrecognized format, are encrypted, or weren't indexed for other reasons.

Exchange content format:

One PST file for each mailbox.

De-duplication for Exchange content:

Not enabled.

SharePoint document versions:

Included

Export files in a compressed (zipped) folder:

Yes

The export data was prepared within region:

Default region

Close

Feedback

What will be excluded from the export?

- A. a 10-MB XLSX file
- B. a 5-MB MP3 file
- C. a 5-KB RTF file
- D. an 80-MB PPTX file

Answer: B

Explanation:

Unrecognized file formats are excluded from the search.

Certain types of files, such as Bitmap or MP3 files, don't contain content that can be indexed. As a result, the search indexing servers in Exchange and SharePoint don't perform full-text indexing on these types of files. These types of files are considered to be unsupported file types.

Reference:

<https://docs.microsoft.com/en-us/microsoft-365/compliance/partially-indexed-items-in-content-search?view=o3> <https://docs.microsoft.com/en-us/office365/securitycompliance/export-a-content-search-report>

NEW QUESTION 163

- (Exam Topic 5)

You have a Microsoft 365 E5 subscription.

Users have the devices shown in the following table.

Name	Platform	Owner	Enrolled in Microsoft Endpoint Manager
Device1	Android	User1	Yes
Device2	Android	User1	No
Device3	iOS	User1	No
Device4	Windows 10	User2	Yes
Device5	Windows 10	User2	No
Device6	iOS	User2	Yes

On which devices can you manage apps by using app configuration policies in Microsoft Endpoint Manager?

- A. Device1, Device4, and Device6
- B. Device2, Device3, and Device5
- C. Device1, Device2, Device3, and Device6
- D. Device1, Device2, Device4, and Device5

Answer: C

Explanation:

You can create and use app configuration policies to provide configuration settings for both iOS/iPadOS or Android apps on devices that are and are not enrolled in Microsoft Endpoint Manager.

Reference:

<https://docs.microsoft.com/en-us/mem/intune/apps/app-configuration-policies-overview>

NEW QUESTION 167

- (Exam Topic 5)

You have a Microsoft 365 subscription that contains a user named User1 and a Microsoft SharePoint Online site named Site1. User1 is assigned the Owner role for Site1. To Site1, you publish the file plan retention labels shown in the following table.

Name	Retention period	During the retention period
Retention1	5 years	Retain items even if users delete
Retention2	5 years	Mark items as a record
Retention3	5 years	Mark items as a regulatory record

Site1 contains the files shown in the following table.

Name	Label
File1	None
File2	Retention1
File3	Retention2
File4	Retention3

Which files can User1 rename, and which files can User1 delete? To answer, select the appropriate options in the answer area.

NOTE: Each correct selection is worth one point.

Answer Area

Rename:

File1 only

File1 and File2 only

File1, File2, and File3 only

File1, File2, File3, and File4

Delete:

File1 only

File1 and File2 only

File1, File2, and File3 only

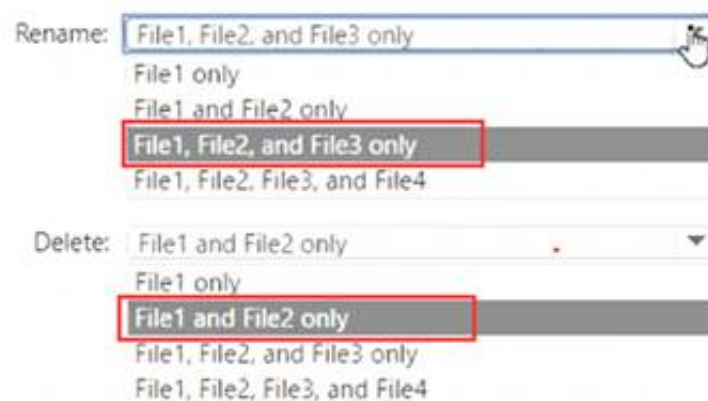
File1, File2, File3, and File4

- A. Mastered
- B. Not Mastered

Answer: A

Explanation:

Answer Area



NEW QUESTION 170

- (Exam Topic 5)

You have a Microsoft 365 E5 subscription.

You plan to implement Microsoft 365 compliance policies to meet the following requirements:

- > Identify documents that are stored in Microsoft Teams and SharePoint Online that contain Personally Identifiable Information (PII).
- > Report on shared documents that contain PII. What should you create?

- A. an alert policy
- B. a data loss prevention (DLP) policy
- C. a retention policy
- D. a Microsoft Cloud App Security policy

Answer: B

Explanation:

Reference:

<https://docs.microsoft.com/en-us/microsoft-365/compliance/dlp-learn-about-dlp?view=o365-worldwide>

NEW QUESTION 174

- (Exam Topic 5)

Your on-premises network contains an Active Directory domain. You have a Microsoft 365 subscription.

You need to sync the domain with the subscription. The solution must meet the following requirements: On-premises Active Directory password complexity policies must be enforced.

Users must be able to use self-service password reset (SSPR) in Azure AD.

What should you use?

- A. password hash synchronization
- B. Azure AD Identity Protection
- C. Azure AD Seamless Single Sign-On (Azure AD Seamless SSO)
- D. pass-through authentication

Answer: D

Explanation:

Azure Active Directory (Azure AD) Pass-through Authentication allows your users to sign in to both on-premises and cloud-based applications using the same passwords.

This feature is an alternative to Azure AD Password Hash Synchronization, which provides the same benefit of cloud authentication to organizations. However, certain organizations wanting to enforce their on-premises Active Directory security and password policies, can choose to use Pass-through Authentication instead.

Note: Azure Active Directory (Azure AD) self-service password reset (SSPR) lets users reset their passwords in the cloud, but most companies also have an on-premises Active Directory Domain Services (AD DS) environment for users. Password writeback allows password changes in the cloud to be written back to an on-premises directory in real time by using either Azure AD Connect or Azure AD Connect cloud sync. When users change or reset their passwords using SSPR in the cloud, the updated passwords also written back to the on-premises AD DS environment.

Password writeback is supported in environments that use the following hybrid identity models: Password hash synchronization

Pass-through authentication

Active Directory Federation Services Reference:

<https://docs.microsoft.com/en-us/azure/active-directory/hybrid/how-to-connect-pta> <https://docs.microsoft.com/en-us/azure/active-directory/authentication/concept-sspr-writeback>

NEW QUESTION 175

- (Exam Topic 5)

You have a Microsoft 365 ES tenant.

You have the alerts shown in the following exhibit.

View alerts

	Severity	Alert name	Status	Tags	Category	Activity count	Last occurrence...
<input type="checkbox"/>	Medium	Alert1	Active	-	Threat management	2	3 minutes ago
<input type="checkbox"/>	High	Alert5	Resolved	-	Permissions	1	8 minutes ago

Use the drop-down menus to select the answer choice that completes each statement based on the information presented in the graphic.

NOTE: Each correct selection is worth one point.

Answer Area

For Alert1, you can change Status to

Investigating only

Investigating or Resolved only

Investigating or Dismissed only

Investigating, Resolved, or Dismissed

For Alert5, you can

not change Status

change Status to Dismissed only

change Status to Dismissed or Active only

change Status to Dismissed or Investigating only

change Status to Dismissed, Investigating, or Active

- A. Mastered
- B. Not Mastered

Answer: A

Explanation:

For Alert1, you can change Status to

Investigating only

Investigating or Resolved only

Investigating or Dismissed only

Investigating, Resolved, or Dismissed

For Alert5, you can

not change Status

change Status to Dismissed only

change Status to Dismissed or Active only

change Status to Dismissed or Investigating only

change Status to Dismissed, Investigating, or Active

NEW QUESTION 180

- (Exam Topic 5)

You have a Microsoft 365 subscription that contains the devices shown in the following table.

Name	Operating system	Microsoft Intune
Device1	Windows 11 Enterprise	Enrolled
Device2	iOS	Enrolled
Device3	Android	Not enrolled

You install Microsoft Word on all the devices.

You plan to configure policies to meet the following requirements:

- Word files created by using Windows devices must be encrypted automatically.
- If an Android device becomes jailbroken, access to corporate data must be blocked from Word.
- For iOS devices, users must be prevented from using native or third-party mail clients to connect to Microsoft 365.

Which type of polio/ should you configure for each device? To answer, drag the appropriate policy types to the correct devices. Each policy type may be used once, more than once, or not at all. You may need to drag the split bar between panes or scroll to view content.

NOTE: Each correct selection is worth one point.

Policy Types

App configuration policy

App protection policy

Compliance policy

Conditional Access policy

Answer Area

Device1:

Device2:

Device3:

- A. Mastered
- B. Not Mastered

Answer: A

Explanation:

Policy Types

App configuration policy

App protection policy

Compliance policy

Conditional Access policy

Answer Area

Device1: App protection policy

Device2: Conditional Access policy

Device3: Compliance policy

NEW QUESTION 182

- (Exam Topic 5)

Note: This question is part of a series of questions that present the same scenario. Each question in the series contains a unique solution that might meet the

stated goals. Some question sets might have more than one correct solution, while others might not have a correct solution.
 After you answer a question in this section, you will NOT be able to return to it. As a result, these questions will not appear in the review screen.
 You have a Microsoft 365 E5 subscription.
 You create an account for a new security administrator named SecAdmin1.
 You need to ensure that SecAdmin1 can manage Office 365 Advanced Threat Protection (ATP) settings and policies for Microsoft Teams, SharePoint, and OneDrive.
 Solution: From the Azure Active Directory admin center, you assign SecAdmin1 the Security administrator role.
 Does this meet the goal?

- A. Yes
- B. No

Answer: A

NEW QUESTION 187

- (Exam Topic 5)
 You have a Microsoft Azure Active Directory (Azure AD) tenant named Contoso.com.
 You create a Microsoft Defender for identity instance Contoso. The tenant contains the users shown in the following table.

Name	Member of group	Azure AD role
User1	Defender for Identity Contoso Administrators	None
User2	Defender for Identity Contoso Users	None
User3	None	Security administrator
User4	Defender for Identity Contoso Users	Global administrator

You need to modify the configuration of the Defender for identity sensors.
 Solutions: You instruct User3 to modify the Defender for identity sensor configuration. Does this meet the goal?

- A. Yes
- B. No

Answer: A

NEW QUESTION 192

- (Exam Topic 5)
 HOTSPOT
 Your network contains an on-premises Active Directory domain. You have a Microsoft 365 E5 subscription.
 You plan to implement directory synchronization.
 You need to identify potential synchronization issues for the domain. The solution must use the principle of least privilege.
 What should you use? To answer, select the appropriate options in the answer area. NOTE: Each correct selection is worth one point.

Answer Area

Tool:

AccessChk

Azure AD Connect

Active Directory Explorer

IdFix

Required group membership:

Domain Admins

Domain Users

Server Operators

Enterprise Admins

- A. Mastered
- B. Not Mastered

Answer: A

Explanation:

Box 1: IdFix
 Query and fix invalid object attributes with the IdFix tool
 Microsoft is working to reduce the time required to remediate identity issues when onboarding to Microsoft 365. A portion of this effort is intended to address the time involved in remediating the Windows Server Active Directory (Windows Server AD) errors reported by the directory synchronization tools such as Azure AD Connect and Azure AD Connect cloud sync. The focus of IdFix is to enable you to accomplish this task in a simple, expedient fashion.
 The IdFix tool provides you the ability to query, identify, and remediate the majority of object synchronization errors in your Window's Server AD forests in preparation for deployment to Microsoft 365. The utility does not fix all errors, but it does find and fix the majority. This remediation will then allow you to successfully synchronize users, contacts, and groups from on-premises Active Directory into Microsoft 365. Note: IdFix might identify errors beyond those that emerge during synchronization. The most common example is compliance with rfc 2822 for smtp addresses. Although invalid attribute values can be synchronized to the cloud, the product group recommends that these errors be corrected.
 Incorrect:
 * AccessChk
 Box 2: Enterprise Admins IdFix permissions requirements
 The user account that you use to run IdFix must have read and write access to the AD DS domain.

If you aren't sure if your user account meets these requirements, and you're not sure how to check, you can still download and run IdFix. If your user account doesn't have the right permissions, IdFix will simply display an error when you try to run it.

* Enterprise Admins

The Enterprise Admins group exists only in the root domain of an Active Directory forest of domains. The group is a Universal group if the domain is in native mode. The group is a Global group if the domain is in mixed mode. Members of this group are authorized to make forest-wide changes in Active Directory, like adding child domains.

Incorrect:

* Domain Admins

Members of the Domain Admins security group are authorized to administer the domain. By default, the Domain Admins group is a member of the Administrators group on all computers that have joined a domain, including the domain controllers. The Domain Admins group is the default owner of any object that's created in Active Directory for the domain by any member of the group. If members of the group create other objects, such as files, the default owner is the Administrators group.

* Server Operator

Server Operators can log on to a server interactively; create and delete network shares; start and stop services; back up and restore files; format the hard disk of the computer; and shut down the computer. Any service that accesses the system has the Service identity.

* Domain Users - too few permissions

The Domain Users group includes all user accounts in a domain. When you create a user account in a domain, it's automatically added to this group.

Reference: <https://microsoft.github.io/idx/>

<https://learn.microsoft.com/en-us/windows-server/identity/ad-ds/manage/understand-security-groups>

NEW QUESTION 193

- (Exam Topic 5)

Your network contains three Active Directory forests. There are forests trust relationships between the forests. You create an Azure AD tenant.

You plan to sync the on-premises Active Directory to Azure AD.

You need to recommend a synchronization solution. The solution must ensure that the synchronization can complete successfully and as quickly as possible if a single server fails.

What should you include in the recommendation?

- A. one Azure AD Connect sync server and one Azure AD Connect sync server in staging mode
- B. three Azure AD Connect sync servers and one Azure AD Connect sync server in staging mode
- C. six Azure AD Connect sync servers and three Azure AD Connect sync servers in staging mode
- D. three Azure AD Connect sync servers and three Azure AD Connect sync servers in staging mode

Answer: A

Explanation:

Azure AD Connect can be active on only one server. You can install Azure AD Connect on another server for redundancy but the additional installation would need to be in Staging mode. An Azure AD connect installation in Staging mode is configured and ready to go but it needs to be manually switched to Active to perform directory synchronization.

Reference:

<https://docs.microsoft.com/en-us/azure/active-directory/hybrid/how-to-connect-install-custom>

NEW QUESTION 197

- (Exam Topic 5)

You have a Microsoft 365 tenant and a LinkedIn company page.

You plan to archive data from the LinkedIn page to Microsoft 365 by using the LinkedIn connector. Where can you store data from the LinkedIn connector?

- A. a Microsoft OneDrive for Business folder
- B. a Microsoft SharePoint Online document library
- C. a Microsoft 365 mailbox
- D. Azure Files

Answer: C

Explanation:

Reference:

<https://docs.microsoft.com/en-us/microsoft-365/compliance/archive-linkedin-data?view=o365-worldwide>

NEW QUESTION 201

- (Exam Topic 5)

Note: This question is part of a series of questions that present the same scenario. Each question in the series contains a unique solution that might meet the stated goals. Some question sets might have more than one correct solution, while others might not have a correct solution.

After you answer a question in this section, you will NOT be able to return to it. As a result, these questions will not appear in the review screen.

Your network contains an on-premises Active Directory domain named contoso.com. The domain contains the users shown in the following table.

Name	UPN suffix
User1	Contoso.com
User2	Fabrikam.com

The domain syncs to an Azure AD tenant named contoso.com as shown in the exhibit. (Click the Exhibit tab.)

PROVISION FROM ACTIVE DIRECTORY



Azure AD Connect cloud provisioning

This feature allows you to manage provisioning from the cloud.

[Manage provisioning \(Preview\)](#)

Azure AD Connect sync

Sync Status	Enabled
Last Sync	Less than 1 hour ago
Password Hash Sync	Enabled

USER SIGN-IN



Federation	Disabled	0 domains
Seamless single sign-on	Enabled	1 domain
Pass-through authentication	Enabled	2 agents

User2 fails to authenticate to Azure AD when signing in as user2@fabrikam.com. You need to ensure that User2 can access the resources in Azure AD. Solution: From the Microsoft Entra admin center, you add fabrikam.com as a custom domain. You instruct User2 to sign in as user2@fabrikam.com. Does this meet the goal?

- A. Yes
- B. No

Answer: A

Explanation:

The on-premises Active Directory domain is named contoso.com. To enable users to sign on using a different UPN (different domain), you need to add the domain to Microsoft 365 as a custom domain.

NEW QUESTION 205

- (Exam Topic 5)
HOTSPOT

You have a Microsoft 365 E5 subscription linked to an Azure Active Directory (Azure AD) tenant. The tenant contains a group named Group1 and the users shown in the following table:

Name	Role
Admin1	Conditional Access administrator
Admin2	Security administrator
Admin3	User administrator

The tenant has a conditional access policy that has the following configurations: Name: Policy1
Assignments:

- Users and groups: Group1
- Cloud apps or actions: All cloud apps
- > Access controls:
- > Grant, require multi-factor authentication
- > Enable policy: Report-only

You set Enabled Security defaults to Yes for the tenant.
For each of the following settings select Yes, if the statement is true. Otherwise, select No.
NOTE: Each correct selection is worth one point.

Statements	Yes	No
Admin1 can set Enable policy for Policy1 to On .	<input type="radio"/>	<input type="radio"/>
Admin2 can set Enable policy for Policy1 to Off .	<input type="radio"/>	<input type="radio"/>
Admin3 can set Users and groups for Policy1 to All users .	<input type="radio"/>	<input type="radio"/>

- A. Mastered
- B. Not Mastered

Answer: A

Explanation:

Report-only mode is a new Conditional Access policy state that allows administrators to evaluate the impact of Conditional Access policies before enabling them in their environment. With the release of report-only mode:

- > Conditional Access policies can be enabled in report-only mode.
- > During sign-in, policies in report-only mode are evaluated but not enforced.
- > Results are logged in the Conditional Access and Report-only tabs of the Sign-in log details.
- > Customers with an Azure Monitor subscription can monitor the impact of their Conditional Access policies using the Conditional Access insights workbook.

Reference:

<https://docs.microsoft.com/en-us/azure/active-directory/conditional-access/concept-conditional-access-report-on>

NEW QUESTION 209

- (Exam Topic 5)

You have a Microsoft Azure Active Directory (Azure AD) tenant named Contoso.com. You create a Microsoft Defender for identity instance Contoso. The tenant contains the users shown in the following table.

Name	Member of group	Azure AD role
User1	Defender for Identity Contoso Administrators	None
User2	Defender for Identity Contoso Users	None
User3	None	Security administrator
User4	Defender for Identity Contoso Users	Global administrator

You need to modify the configuration of the Defender for identity sensors.

Solutions: You instruct User1 to modify the Defender for identity sensor configuration. Does this meet the goal?

- A. Yes
- B. No

Answer: A

NEW QUESTION 214

- (Exam Topic 5)

You have a Microsoft 365 E5 subscription that contains a user named User1.

User1 exceeds the default daily limit of allowed email messages and is on the Restricted entities list. You need to remove User1 from the Restricted entities list. What should you use?

- A. the Exchange admin center
- B. the Microsoft Purview compliance portal
- C. the Microsoft 365 admin center
- D. the Microsoft 365 Defender portal
- E. the Microsoft Entra admin center

Answer: D

Explanation:

Admins can remove user accounts from the Restricted entities page in the Microsoft 365 Defender portal or in Exchange Online PowerShell.

Remove a user from the Restricted entities page in the Microsoft 365 Defender portal

In the Microsoft 365 Defender portal at <https://security.microsoft.com>, go to Email & collaboration > Review

> Restricted entities. Or, to go directly to the Restricted entities page, use <https://security.microsoft.com/restrictedentities>.

Reference:

<https://learn.microsoft.com/en-us/microsoft-365/security/office-365-security/removing-user-from-restricted-user>

NEW QUESTION 216

- (Exam Topic 5)

You have the sensitivity labels shown in the following exhibit.

[Home](#) > sensitivity

Labels Label policies Auto-labeling(preview)

Sensitivity labels are used to classify email messages, documents, sites, and more. When a label is applied (automatically or by the user), the content or site is protected based on the settings you choose. For example, you can create labels that encrypt files, add content marking, and control user access to specific sites. [Learn more about sensitivity labels](#)

+ Create a label Publish labels Refresh

Name	Order	Created by	Last modified
Label1	0-highest	Prvi	04/24/2020
Label2	1	Prvi	04/24/2020
Label3	0-highest	Prvi	04/24/2020
Label4	0-highest	Prvi	04/24/2020
Label5	5	Prvi	04/24/2020
Label6	0-highest	Prvi	04/24/2020

Which labels can users apply to content?

- A. Label3, Label4, and Label6 only
- B. Label1, Label2, Label3, Label4, Label5, and Label6
- C. Label1, Label2, and Label5 only
- D. Label1, Label3, Label4, and Label6 only

Answer: D

Explanation:

Reference:

<https://docs.microsoft.com/en-us/microsoft-365/compliance/sensitivity-labels?view=o365-worldwide>

NEW QUESTION 220

- (Exam Topic 5)

You have an Azure Active Directory (Azure AD) tenant named contoso.com that contains the users shown in the following table.

Name	Member of
User1	Group1
User2	Group2
User3	Group1, Group2

You integrate Microsoft Intune and contoso.com as shown in the following exhibit.

Configure
Microsoft Intune

Save Discard Delete

MDM user scope **None** **Some** All

Groups Select groups >
Group1

MDM terms of use URL **https://portal.manage.microsoft.com/TermsOfUse.aspx**

MDM discovery URL **https://enrollment.manage.microsoft.com/enrollmentserver/discov ...**

MDM compliance URL **https://portal.manage.microsoft.com/?portalAction=Compliance**

Restore default MDM URLs

MAM User scope **None** **Some** All

Groups Select groups >
Group2

MAM Terms of use URL

MAM Discovery URL **https://wip.mam.manage.microsoft.com/Enroll**

MAM Compliance URL

Restore default MAM URLs

You purchase a Windows 10 device named Device1.

For each of the following statements, select Yes if the statement is true. Otherwise, select No.

NOTE: Each correct selection is worth one point.

Statements	Yes	No
If User1 joins Device1 to contoso.com, Device1 is enrolled in Intune automatically.	<input type="radio"/>	<input type="radio"/>
If User2 joins Device1 to contoso.com, Device1 is enrolled in Intune automatically.	<input type="radio"/>	<input type="radio"/>
If User3 registers Device1 in contoso.com, Device1 is enrolled in Intune automatically.	<input type="radio"/>	<input type="radio"/>

A. Mastered

B. Not Mastered

Answer: A

Explanation:

Reference:

<https://docs.microsoft.com/en-us/mem/intune/enrollment/windows-enroll>

NEW QUESTION 224

- (Exam Topic 5)

You have a Microsoft 365 tenant that contains devices enrolled in Microsoft Intune. The devices are configured as shown in the following table.

Name	Platform
Device1	Windows 10
Device2	Android
Device3	iOS

You plan to perform the following device management tasks in Microsoft Endpoint Manager:

- > Deploy a VPN connection by using a VPN device configuration profile.
- > Configure security settings by using an Endpoint Protection device configuration profile. You support the management tasks.

What should you identify? To answer, select the appropriate options in the answer area.

NOTE: Each correct selection is worth one point.

VPN device configuration profile:

	▼
Device1 only	
Device1 and Device2 only	
Device1 and Device3 only	
Device1, Device2 and Device3	

Endpoint Protection device configuration profile:

	▼
Device1 only	
Device1 and Device2 only	
Device1 and Device3 only	
Device1, Device2 and Device3	

- A. Mastered
- B. Not Mastered

Answer: A

Explanation:

Graphical user interface, application Description automatically generated

Reference:

<https://docs.microsoft.com/en-us/mem/intune/configuration/vpn-settings-configure> <https://docs.microsoft.com/en-us/mem/intune/protect/endpoint-protection-macos>

NEW QUESTION 227

- (Exam Topic 5)

Note: This question is part of a series of questions that present the same scenario. Each question in the series contains a unique solution that might meet the stated goals. Some question sets might have more than one correct solution, while others might not have a correct solution.

After you answer a question in this section, you will NOT be able to return to it. As a result, these questions will not appear in the review screen.

You have a Microsoft 365 E5 subscription.

You create an account for a new security administrator named SecAdmin1.

You need to ensure that SecAdmin1 can manage Microsoft Defender for Office 365 settings and policies for Microsoft Teams, SharePoint, and OneDrive.

Solution: From the Microsoft Entra admin center, you assign SecAdmin1 the Security Administrator role.

Does this meet the goal?

- A. Yes
- B. No

Answer: A

Explanation:

You need to assign the Security Administrator role. Reference:

<https://docs.microsoft.com/en-us/microsoft-365/security/office-365-security/office-365-atp>

NEW QUESTION 232

- (Exam Topic 5)

Note: This question is part of a series of questions that present the same scenario. Each question in the series contains a unique solution that might meet the stated goals. Some question sets might have more than one correct solution, while others might not have a correct solution.

After you answer a question in this section, you will NOT be able to return to it. As a result, these questions will not appear in the review screen.

Your network contains an Active Directory domain. You deploy an Azure AD tenant.

Another administrator configures the domain to synchronize to Azure AD.

You discover that 10 user accounts in an organizational unit (OU) are NOT synchronized to Azure AD. All the other user accounts synchronized successfully.

You review Azure AD Connect Health and discover that all the user account synchronizations completed successfully.

You need to ensure that the 10 user accounts are synchronized to Azure AD. Solution: From Azure AD Connect, you modify the Azure AD credentials. Does this meet the goal?

- A. Yes
- B. No

Answer: B

Explanation:

The question states that “all the user account synchronizations completed successfully”. Therefore, the Azure AD credentials are configured correctly in Azure AD Connect. It is likely that the 10 user accounts are being excluded from the synchronization cycle by a filtering rule.

Reference:

<https://docs.microsoft.com/en-us/azure/active-directory/hybrid/how-to-connect-sync-configure-filtering>

NEW QUESTION 237

- (Exam Topic 5)

You have a Microsoft 365 tenant that contains the compliance policies shown in the following table.

Name	Require BitLocker	Require the device to be at or under the machine risk score
Policy1	Required	High
Policy2	Not configured	Medium
Policy3	Required	Low

The tenant contains the devices shown in the following table.

Name	BitLocker Drive Encryption (BitLocker)	Microsoft Defender for Endpoint risk status	Policies applied
Device1	Configured	High	Policy1, Policy3
Device2	Not configured	Medium	Policy2, Policy3
Device3	Not configured	Low	Policy1, Policy2

For each of the following statements, select Yes if the statement is true. Otherwise, select No.

Statements	Yes	No
Device1 is marked as compliant.	<input type="radio"/>	<input type="radio"/>
Device2 is marked as compliant.	<input type="radio"/>	<input type="radio"/>
Device3 is marked as compliant.	<input type="radio"/>	<input type="radio"/>

- A. Mastered
B. Not Mastered

Answer: A

Explanation:

Graphical user interface, text, application Description automatically generated

NEW QUESTION 241

- (Exam Topic 5)

You have a Microsoft 365 E5 subscription that contains the users shown in the following table.

Name	Member of Microsoft 365 role group
Admin1	Content Explorer List viewer Content Explorer Content viewer
Admin2	Security Administrator Content Explorer List Viewer

You have labels in Microsoft 365 as shown in the following table.

Name	Type
Label1	Sensitivity
Label2	Retention

The content in Microsoft 365 is assigned labels as shown in the following table.

Name	Type	Label
File1	File in SharePoint Online	Label1
Mail1	Email message in Exchange Online	Label2

You have labels in Microsoft 365 as shown in the following table.

For each of the following statements, select Yes if the statement is true. Otherwise, select No.

Statements	Yes	No
Admin1 can view the contents of File1 by using Content explorer.	<input type="radio"/>	<input type="radio"/>
Admin2 can view the contents of File1 by using Content explorer.	<input type="radio"/>	<input type="radio"/>
Admin2 can use Content explorer to verify that Label2 is assigned to Mail1.	<input type="radio"/>	<input type="radio"/>

- A. Mastered
B. Not Mastered

Answer: A

Explanation:

Answer Area

Statements	Yes	No
Admin1 can view the contents of File1 by using Content explorer.	<input checked="" type="radio"/>	<input type="radio"/>
Admin2 can view the contents of File1 by using Content explorer.	<input type="radio"/>	<input checked="" type="radio"/>
Admin2 can use Content explorer to verify that Label2 is assigned to Mail1.	<input type="radio"/>	<input checked="" type="radio"/>

NEW QUESTION 246

- (Exam Topic 5)

You plan to use Azure Sentinel and Microsoft Cloud App Security. You need to connect Cloud App Security to Azure Sentinel. What should you do in the Cloud App Security admin center?

- A. From Automatic log upload, add a log collector.
- B. From Automatic log upload, add a data source.
- C. From Connected apps, add an app connector.
- D. From Security extension, add a SIEM agent.

Answer: D

NEW QUESTION 250

- (Exam Topic 5)

HOTSPOT

			progress	actions	actions			
SP800	15444	Incomplete	72%	3 of 450 completed	887 of 887 completed	Group1	Microsoft 365	NIST 800-53
Data Protection Baseline	14370	Incomplete	70%	3 of 489 completed	835 of 835 completed	Group2	Microsoft 365	Data Protection Baseline

The SP800 assessment has the improvement actions shown in the following table.

Statements	Yes	No
Establish a threat intelligence program will appear as Implemented in the SP800 assessment.	<input type="radio"/>	<input type="radio"/>
The SP800 assessment score will increase by 54 points.	<input type="radio"/>	<input type="radio"/>
The Data Protection Baseline score will increase by 9 points.	<input type="radio"/>	<input type="radio"/>

- A. Mastered
- B. Not Mastered

Answer: A

Explanation:

Statements	Yes	No
Establish a threat intelligence program will appear as Implemented in the SP800 assessment.	<input type="radio"/>	<input checked="" type="radio"/>
The SP800 assessment score will increase by 54 points.	<input type="radio"/>	<input checked="" type="radio"/>
The Data Protection Baseline score will increase by 9 points.	<input type="radio"/>	<input checked="" type="radio"/>

NEW QUESTION 252

- (Exam Topic 5)

You have a Microsoft 365 tenant that has Enable Security defaults set to No in Azure Active Directory (Azure AD). The tenant has two Compliance Manager assessments as shown in the following table.

Name	Score	Status	Assessment progress	Your improvement actions	Microsoft actions	Group	Product	Regulation
SP800	15444	Incomplete	72%	3 of 450 completed	887 of 887 completed	Group1	Microsoft 365	NIST 800-53
Data Protection Baseline	14370	Incomplete	70%	3 of 489 completed	835 of 835 completed	Group2	Microsoft 365	Data Protection Baseline

The SP800 assessment has the improvement actions shown in the following table.

Improvement action	Test status	Impact	Points achieved	Regulations
Establish a threat intelligence program	None	+9 points	0/9	NIST 800-53, Data Protection Baseline
Establish and document a configuration management program	None	+9 points	0/9	NIST 800-53, Data Protection Baseline

You perform the following actions:

➤ For the Data Protection Baseline assessment, change the Test status of Establish a threat intelligence program to Implemented.

➤ Enable multi-factor authentication (MFA) for all users.

For each of the following statements, select Yes if the statement is true. Otherwise, select No.

NOTE: Each correct selection is worth one point.

Statements	Yes	No
Establish a threat intelligence program will appear as Implemented in the SP800 assessment.	<input type="radio"/>	<input type="radio"/>
The SP800 assessment score will increase by 54 points.	<input type="radio"/>	<input type="radio"/>
The Data Protection Baseline score will increase by 9 points.	<input type="radio"/>	<input type="radio"/>

- A. Mastered
- B. Not Mastered

Answer: A

Explanation:

Graphical user interface, text Description automatically generated

Reference:

<https://docs.microsoft.com/en-us/microsoft-365/compliance/compliance-manager-assessments?view=o365-worldwide> <https://docs.microsoft.com/en-us/microsoft-365/compliance/compliance-score-calculation?view=o365-worldwide>

NEW QUESTION 257

- (Exam Topic 5)

Note: This question is part of a series of questions that present the same scenario. Each question in the series contains a unique solution that might meet the stated goals. Some question sets might have more than one correct solution, while others might not have a correct solution.

After you answer a question in this section, you will NOT be able to return to it. As a result, these questions will not appear in the review screen.

You have a Microsoft 365 E5 subscription.

You create an account for a new security administrator named SecAdmin1.

You need to ensure that SecAdmin1 can manage Office 365 Advanced Threat Protection (ATP) settings and policies for Microsoft Teams, SharePoint, and OneDrive.

Solution: From the Azure Active Directory admin center, you assign SecAdmin1 the Teams Service Administrator role.

Does this meet the goal?

- A. Yes
- B. No

Answer: B

Explanation:

You need to assign the Security Administrator role. Reference:

<https://docs.microsoft.com/en-us/microsoft-365/security/office-365-security/office-365-atp?view=o365-worldwide>

NEW QUESTION 260

- (Exam Topic 5)

You have a Microsoft Azure Active Directory (Azure AD) tenant named Contoso.com. You create a Microsoft Defender for identity instance Contoso.

The tenant contains the users shown in the following table.

Name	Member of group	Azure AD role
User1	Defender for Identity Contoso Administrators	None
User2	Defender for Identity Contoso Users	None
User3	None	Security administrator
User4	Defender for Identity Contoso Users	Global administrator

You need to modify the configuration of the Defender for identity sensors.

Solutions: You instruct User4 to modify the Defender for identity sensor configuration. Does this meet the goal?

- A. Yes
- B. No

Answer: A

NEW QUESTION 262

- (Exam Topic 5)

You have a Microsoft 365 tenant that contains devices registered for mobile device management. The devices are configured as shown in the following table.

Name	Platform
Device1	MacOS
Device2	Windows 10 Pro for Workstations
Device3	Windows 10 Enterprise
Device4	iOS
Device5	Android

You plan to enable VPN access for the devices.
 What is the minimum number of configuration policies required?

- A. 3
- B. 5
- C. 4
- D. 1

Answer: D

NEW QUESTION 266

- (Exam Topic 5)

You have a Microsoft 365 subscription that contains the users shown in the following table.

Name	Member of	Azure Active Directory (Azure AD) role
User1	Group1	Global administrator
User2	Group2	Cloud device administrator

You configure an Enrollment Status Page profile as shown in the following exhibit.

Settings

The enrollment status page appears during initial device setup. If enabled, users can see the installation progress of assigned apps and profiles.

Show app and profile installation progress. ☒ Yes ☐ No

Show time limit error when installation takes longer than specified number of minutes.

Show custom message when time limit error occurs. ☐ Yes ☒ No

Allow users to collect logs about installation errors. ☐ Yes ☒ No

Only show page to devices provisioned by out-of-box experience (OOBE) ☒ Yes ☐ No

Block device use until all apps and profiles are installed ☐ Yes ☒ No

You assign the policy to Group1.

You purchase the devices shown in the following table.

Name	Platform
Device1	Windows 10
Device2	Android

For each of the following statements, select Yes if the statement is true. Otherwise, select No.
 NOTE: Each correct selection is worth one point.

Statements	Yes	No
If User1 performs the initial device enrollment for Device1, the Enrollment Status Page will show.	<input type="radio"/>	<input type="radio"/>
If User1 performs the initial device enrollment for Device2, the Enrollment Status Page will show.	<input type="radio"/>	<input type="radio"/>
If User2 performs the initial device enrollment for Device2, the Enrollment Status Page will show.	<input type="radio"/>	<input type="radio"/>

- A. Mastered
- B. Not Mastered

Answer: A

Explanation:

Reference:

<https://docs.microsoft.com/en-us/mem/intune/enrollment/windows-enrollment-status>

NEW QUESTION 269

- (Exam Topic 5)

You have a Microsoft 365 subscription.

From Microsoft 365 Defender, you create a role group named US eDiscovery Managers by copying the eDiscovery Manager role group.

You need to ensure that the users in the new role group can only perform content searches of mailbox content for users in the United States.

Solution: From Windows PowerShell, you run the New-complianceSecurityFilter cmdlet with the appropriate parameters.

Does this meet the goal?

A. Yes

B. No

Answer: A

NEW QUESTION 272

- (Exam Topic 5)

You have a Microsoft 365 subscription that uses Microsoft Defender for Office 365.

You need to identify the settings that are below the Standard protection profile settings in the preset security policies.

What should you use? To answer, select the appropriate options in the answer area. NOTE: Each correct selection is worth one point.

Answer Area



A. Mastered

B. Not Mastered

Answer: A

Explanation:

Answer Area



NEW QUESTION 275

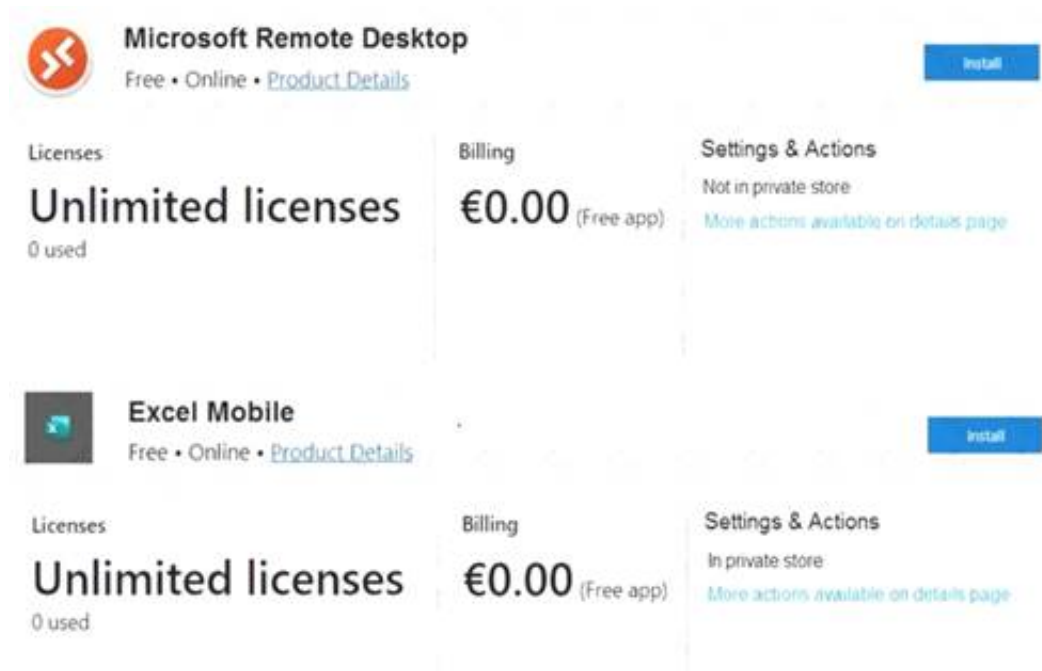
- (Exam Topic 5)

You have a Microsoft 365 tenant that is signed up for Microsoft Store for Business and contains the users shown in the following table.

Name	Microsoft Store for Business role	Azure Active Directory (Azure AD) role
User1	Purchaser	Billing administrator
User2	Admin	Global administrator
User3	Basic Purchaser	None
User4	Basic Purchaser, Device Guard signer	Global reader

All users have Windows 10 Enterprise devices.

The Products & services settings in Microsoft Store for Business are shown in the following exhibit.



For each of the following statements, select Yes if the statement is true. Otherwise, select No.
 NOTE: Each correct selection is worth one point.

Statements	Yes	No
User2 can install the Microsoft Remote Desktop app from the private store.	<input type="radio"/>	<input type="radio"/>
User1 can install the Microsoft Remote Desktop app from Microsoft Store for Business.	<input type="radio"/>	<input type="radio"/>
User4 can manage the Microsoft Remote Desktop app from the private store.	<input type="radio"/>	<input type="radio"/>

- A. Mastered
- B. Not Mastered

Answer: A

Explanation:

Text Description automatically generated

Reference:

<https://docs.microsoft.com/en-us/microsoft-store/roles-and-permissions-microsoft-store-for-business>

NEW QUESTION 278

- (Exam Topic 5)

You have a Microsoft 365 E5 subscription that contains the devices shown in the following table.

Platform	Count
Windows 10	50
Android	50
Linux	50

You need to configure an incident email notification rule that will be triggered when an alert occurs only on a Windows 10 device. The solution must minimize administrative effort.

What should you do first?

- A. From the Microsoft 365 admin center, create a mail-enabled security group.
- B. From the Microsoft 365 Defender portal, create a device group.
- C. From the Microsoft Endpoint Manager admin center, create a device category.
- D. From the Azure Active Directory admin center, create a dynamic device group.

Answer: B

Explanation:

Reference:

<https://docs.microsoft.com/en-us/microsoft-365/security/defender-endpoint/machine-groups?view=o365-worldw> <https://docs.microsoft.com/en-us/microsoft-365/security/defender-endpoint/configure-email-notifications?view=>

NEW QUESTION 282

- (Exam Topic 5)

Note: This question is part of a series of questions that present the same scenario. Each question in the series contains a unique solution that might meet the stated goals. Some question sets might have more than one correct solution, while others might not have a correct solution.

After you answer a question in this section, you will NOT be able to return to it. As a result, these questions will not appear in the review screen.

You have a Microsoft 365 subscription.

You need to prevent users from accessing your Microsoft SharePoint Online sites unless the users are connected to your on-premises network.

Solution: From the Endpoint Management admin center, you create a device configuration profile. Does this meet the goal?

- A. Yes
- B. No

Answer: B

Explanation:

You need to create a trusted location and a conditional access policy.

NEW QUESTION 283

- (Exam Topic 5)

You have a Microsoft 365 E5 subscription.

You need to create Conditional Access policies to meet the following requirements:

All users must use multi-factor authentication (MFA) when they sign in from outside the corporate network.

Users must only be able to sign in from outside the corporate network if the sign-in originates from a compliant device.

All users must be blocked from signing in from outside the United States and Canada.

Only users in the R&D department must be blocked from signing in from both Android and iOS devices. Only users in the finance department must be able to sign in to an Azure AD enterprise application named

App1. All other users must be blocked from signing in to App1.

What is the minimum number of Conditional Access policies you should create?

- A. 3
- B. 4
- C. 5
- D. 6
- E. 7
- F. 8

Answer: B

Explanation:

* Only users in the finance department must be able to sign in to an Azure AD enterprise application named App1. All other users must be blocked from signing in to App1.

One Policy.

* Only users in the R&D department must be blocked from signing in from both Android and iOS devices. One Policy.

* Users must only be able to sign in from outside the corporate network if the sign-in originates from a compliant device.

All users must use multi-factor authentication (MFA) when they sign in from outside the corporate network. One policy

* All users must be blocked from signing in from outside the United States and Canada. Only users in the R&D department must be blocked from signing in from both Android One Policy

Reference:

<https://learn.microsoft.com/en-us/azure/active-directory/conditional-access/plan-conditional-access>

NEW QUESTION 287

- (Exam Topic 5)

HOTSPOT

You have a Microsoft 365 E5 subscription. You need to meet the following requirements:

Automatically encrypt documents stored in Microsoft OneDrive and SharePoint.

Enable co-authoring for Microsoft Office documents encrypted by using a sensitivity label.

Which two settings should you use in the Microsoft Purview compliance portal? To answer, select the appropriate settings in the answer area.

NOTE: Each correct selection is worth one point.

Answer Area

Solutions
 Catalog
 Audit
 Content search
 Communication compliance
 Data loss prevention
 eDiscovery 
 Data lifecycle management
 Information protection
 Information barriers 
 Insider risk management
 Records management
 Privacy Risk Management 
 Privacy Subject Rights Requests
 Settings

- A. Mastered
- B. Not Mastered

Answer: A

Explanation:

Box 1: Information protection

Automatically encrypt documents stored in Microsoft OneDrive and SharePoint.

How to integrate Microsoft Purview Information Protection with Defender for Cloud Apps Enable Microsoft Purview Information Protection

All you have to do to integrate Microsoft Purview Information Protection with Defender for Cloud Apps is

select a single checkbox. By enabling automatic scan, you enable searching for sensitivity labels from Microsoft Purview Information Protection on your Office 365 files without the need to create a policy. After you enable it, if you have files in your cloud environment that are labeled with sensitivity labels from Microsoft Purview Information Protection, you'll see them in Defender for Cloud Apps.

To enable Defender for Cloud Apps to scan files with content inspection enabled for sensitivity labels: In the Microsoft 365 Defender portal, select Settings. Then choose Cloud Apps. Then go to Information Protection -> Microsoft Information Protection.

Note: Encryption of data at rest

Encryption at rest includes two components: BitLocker disk-level encryption and per-file encryption of customer content.

BitLocker is deployed for OneDrive for Business and SharePoint Online across the service. Per-file encryption is also in OneDrive for Business and SharePoint Online in Microsoft 365 multi-tenant and new dedicated environments that are built on multi-tenant technology.

Box 2: Settings

Enable co-authoring for Microsoft Office documents encrypted by using a sensitivity label.

- * 1. Sign in to the Microsoft Purview compliance portal as a global admin for your tenant.
- * 2. From the navigation pane, select Settings > Co-authoring for files with sensitivity files.
- * 3. On the Co-authoring for files with sensitivity labels page, read the summary description, prerequisites, and what to expect.
- * 4. Then select Turn on co-authoring for files with sensitivity labels, and Apply.
- * 5. Wait 24 hours for this setting to replicate across your environment before you use this new feature for co-authoring.

Reference:

<https://learn.microsoft.com/en-us/defender-cloud-apps/azip-integration> <https://learn.microsoft.com/en-us/microsoft-365/compliance/sensitivity-labels-coauthoring>

NEW QUESTION 292

- (Exam Topic 5)

You have a Microsoft 365 subscription that uses Microsoft Defender for Office 365. You need to configure policies to meet the following requirements:

- > Customize the common attachments filter.
- > Enable impersonation protection for sender domains.

Which type of policy should you configure for each requirement? To answer, drag the appropriate policy types to the correct requirements. Each policy type may be used once, more than once, or not at all. You may need to drag the split bar between panes or scroll to view content.

NOTE: Each correct selection is worth one point.

Policy Types	Answer Area
<div>Anti-malware</div> <div>Anti-phishing</div> <div>Anti-spam</div> <div>Safe Attachments</div>	<div>Customize the common attachments filter: <input type="text"/></div> <div>Enable impersonation protection for sender domains: <input type="text"/></div>

- A. Mastered
- B. Not Mastered

Answer: A

Explanation:

A close-up of a question Description automatically generated

Box 1: Anti-malware

Customize the common attachments filter. See step 5 below.

- * 1. Use the Microsoft 365 Defender portal to create anti-malware policies

In the Microsoft 365 Defender portal at <https://security.microsoft.com>, go to Email & Collaboration > Policies

& Rules > Threat policies > Anti-Malware in the Policies section. To go directly to the Anti-malware page, use <https://security.microsoft.com/antimalwarev2>

- * 2. On the Anti-malware page, select Create to open the new anti-malware policy wizard. On the Name your policy page, configure these settings:

Name: Enter a unique, descriptive name for the policy. Description: Enter an optional description for the policy.

- * 3. When you're finished on the Name your policy page, select Next.

- * 4. On the Users and domains page, identify the internal recipients that the policy applies to (recipient conditions)

- * 5. On the Protection settings page, configure the following settings: Protection settings section:

Enable the common attachments filter: If you select this option, messages with the specified attachments are treated as malware and are automatically quarantined. You can modify the list by clicking Customize file types and selecting or deselecting values in the list.

- * 6. Etc.

Box 2: Anti-phishing

Enable impersonation protection for sender domains. Anti-phishing policies in Microsoft 365

The high-level differences between anti-phishing policies in EOP and anti-phishing policies in Defender for Office 365 are described in the following table:

Feature	Anti-phishing policies in EOP	Anti-phishing policies in Defender for Office 365
Automatically created default policy	✓	✓
Create custom policies	✓	✓
Common policy settings*	✓	✓
Spoof settings	✓	✓
First contact safety tip	✓	✓
Impersonation settings		✓
Advanced phishing thresholds		✓

Reference:

<https://learn.microsoft.com/en-us/microsoft-365/security/office-365-security/anti-malware-policies-configure> <https://learn.microsoft.com/en-us/microsoft-365/security/office-365-security/anti-phishing-policies-about>

NEW QUESTION 295

- (Exam Topic 5)

You have a Microsoft 365 E5 tenant.

You plan to create a custom Compliance Manager assessment template based on the ISO 27001:2013 template.

You need to export the existing template.

Which file format should you use for the exported template?

- A. CSV
- B. XLSX
- C. JSON
- D. XML

Answer: B

Explanation:

Reference:

<https://docs.microsoft.com/en-us/microsoft-365/compliance/compliance-manager-templates?view=o365-worldw>

NEW QUESTION 296

- (Exam Topic 5)

HOTSPOT

You have a Microsoft 365 E5 subscription.

All company-owned Windows 11 devices are onboarded to Microsoft Defender for Endpoint. You need to configure Defender for Endpoint to meet the following requirements:

- > Block a vulnerable app until the app is updated.
- > Block an application executable based on a file hash. The solution must minimize administrative effort.

What should you configure for each requirement? To answer, select the appropriate options in the answer area.

NOTE: Each correct selection is worth one point.

Answer Area

Block a vulnerable app until the app is updated:

An allow or block file

A file indicator

A remediation request

An update ring

Block an application executable based on a file hash:

An allow or block file

A file indicator

A remediation request

An update ring

- A. Mastered
- B. Not Mastered

Answer: A

Explanation:

Box 1: A remediation request

Block a vulnerable app until the app is updated. Block vulnerable applications

How to block vulnerable applications

- > Go to Vulnerability management > Recommendations in the Microsoft 365 Defender portal.
- > Select a security recommendation to see a flyout with more information.
- > Select Request remediation.
- > Select whether you want to apply the remediation and mitigation to all device groups or only a few.
- > Select the remediation options on the Remediation request page. The remediation options are software update, software uninstall, and attention required.
- > Pick a Remediation due date and select Next.

- > Under Mitigation action, select Block or Warn. Once you submit a mitigation action, it is immediately applied.
- > Review the selections you made and Submit request. On the final page you can choose to go directly to the remediation page to view the progress of remediation activities and see the list of blocked applications.

Box 2: A file indicator

Block an application executable based on a file hash.

While taking the remediation steps suggested by a security recommendation, security admins with the proper permissions can perform a mitigation action and block vulnerable versions of an application. File indicators of compromise (IOC)s are created for each of the executable files that belong to vulnerable versions of that application. Microsoft Defender Antivirus then enforces blocks on the devices that are in the specified scope.

The option to View details of blocked versions in the Indicator page brings you to the Settings > Endpoints > Indicators page where you can view the file hashes and response actions.

Reference:

<https://learn.microsoft.com/en-us/microsoft-365/security/defender-vulnerability-management/tvm-block-vuln-ap>

NEW QUESTION 297

- (Exam Topic 5)

You have a Microsoft 365 subscription.

You need to configure a compliance solution that meets the following requirements: Defines sensitive data based on existing data samples

Automatically prevents data that matches the samples from being shared externally in Microsoft SharePoint or email messages

Which two components should you configure? Each correct answer presents part of the solution.

NOTE: Each correct selection is worth one point.

- A. a trainable classifier
- B. a sensitive info type
- C. an insider risk policy
- D. an adaptive policy scope
- E. a data loss prevention (DLP) policy

Answer: AE

Explanation:

A: Classifiers

This categorization method is well suited to content that isn't easily identified by either the manual or automated pattern-matching methods. This method of categorization is more about using a classifier to identify an item based on what the item is, not by elements that are in the item (pattern matching). A classifier learns how to identify a type of content by looking at hundreds of examples of the content you're interested in identifying.

Where you can use classifiers

Classifiers are available to use as a condition for: Office auto-labeling with sensitivity labels

Auto-apply retention label policy based on a condition Communication compliance

Sensitivity labels can use classifiers as conditions, see Apply a sensitivity label to content automatically. Data loss prevention

E: Organizations have sensitive information under their control such as financial data, proprietary data, credit card numbers, health records, or social security numbers. To help protect this sensitive data and reduce risk, they need a way to prevent their users from inappropriately sharing it with people who shouldn't have it. This practice is called data loss prevention (DLP).

Reference:

<https://learn.microsoft.com/en-us/microsoft-365/compliance/classifier-learn-about> <https://learn.microsoft.com/en-us/microsoft-365/compliance/dlp-learn-about-dlp>

NEW QUESTION 300

- (Exam Topic 5)

DRAG DROP

You have a Microsoft 365 E5 tenant.

You need to implement compliance solutions that meet the following requirements:

- Use a file plan to manage retention labels.
- Identify, monitor, and automatically protect sensitive information.
- Capture employee communications for examination by designated reviewers.

Which solution should you use for each requirement? To answer, drag the appropriate solutions to the correct requirements. Each solution may be used once, more than once, or not at all. You may need to drag the split bar between panes or scroll to view content.

NOTE: Each correct selection is worth one point.

Solutions	Answer Area
Data loss prevention	Identify, monitor, and automatically protect sensitive information:
Information governance	Capture employee communications for examination by designated reviewers:
Insider risk management	Use a file plan to manage retention labels:
Records management	

- A. Mastered
- B. Not Mastered

Answer: A

Explanation:

Graphical user interface, text, application Description automatically generated

NEW QUESTION 301

- (Exam Topic 5)

Your company has multiple offices.

You have a Microsoft 365 E5 tenant that uses Microsoft Intune for device management. Each office has a local administrator.

You need to ensure that the local administrators can manage only the devices in their respective office. What should you use?

- A. scope tags
- B. configuration profiles
- C. device categories
- D. conditional access policies

Answer: A

Explanation:

Reference:
https://docs.microsoft.com/en-us/mem/intune/fundamentals/scope-tags

NEW QUESTION 305

- (Exam Topic 5)
You have a Microsoft 365 E5 subscription that contains a Microsoft SharePoint Online site named Site1. You need to automatically label the documents on Site1 that contain credit card numbers.
Which three actions should you perform in sequence? To answer, move the appropriate actions from the list of actions to the answer area and arrange them in the correct order.

Actions

Create a sensitivity label.

Create an auto-labeling policy.

Create a sensitive information type.

Wait 24 hours, and then turn on the policy.

Publish the label.

Create a retention label.

Wait eight hours, and then turn on the policy.

Answer Area

- A. Mastered
- B. Not Mastered

Answer: A

Explanation:

Graphical user interface, text, application, email Description automatically generated
Reference:
https://docs.microsoft.com/en-us/microsoft-365/compliance/sensitivity-labels?view=o365-worldwide#what-labe https://docs.microsoft.com/en-us/microsoft-365/compliance/apply-sensitivity-label-automatically?view=o365-w

NEW QUESTION 306

- (Exam Topic 5)
You have an Azure Active Directory (Azure AD) tenant that contains a user named User1. Your company purchases a Microsoft 365 subscription. You need to ensure that User1 is assigned the required role to create file policies and manage alerts in the Cloud App Security admin center.
Solution: From the Azure Active Directory admin center, you assign the Compliance administrator role to User1.
Does this meet the goal?

- A. Yes
- B. No

Answer: A

NEW QUESTION 307

- (Exam Topic 5)
HOTSPOT
You have a Microsoft 365 subscription.
You are planning a threat management solution for your organization.
You need to minimize the likelihood that users will be affected by the following threats:
> Opening files in Microsoft SharePoint that contain malicious content
> Impersonation and spoofing attacks in email messages
Which policies should you create in Microsoft 365 Defender? To answer, select the appropriate options in the answer area.
NOTE: Each correct selection is worth one point.

Answer Area

Opening files in SharePoint that contain malicious content:

Anti-spam

Anti-Phishing

Safe Attachments

Safe Links

Impersonation and spoofing attacks in email messages:

Anti-spam

Anti-Phishing

Safe Attachments

Safe Links

- A. Mastered

B. Not Mastered

Answer: A

Explanation:
Answer Area

Opening files in SharePoint that contain malicious content:

Anti-spam
Anti-Phishing
Safe Attachments
Safe Links

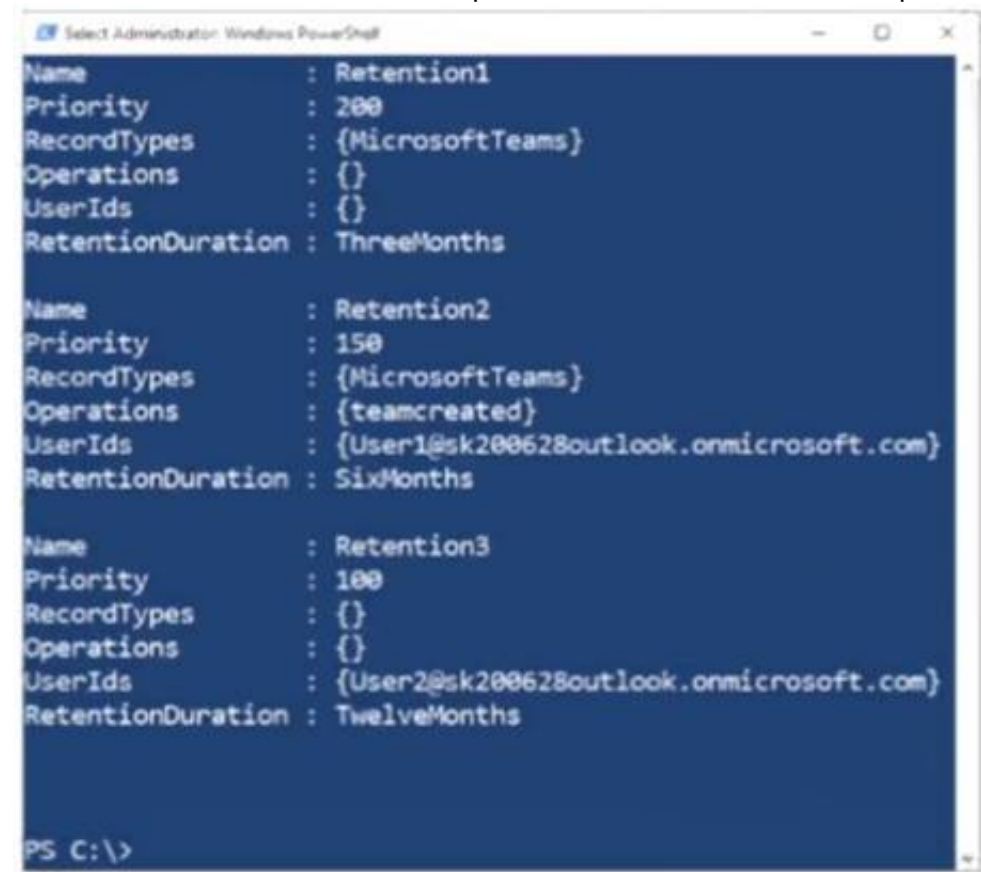
Impersonation and spoofing attacks in email messages:

Anti-spam
Anti-Phishing
Safe Attachments
Safe Links

NEW QUESTION 312

- (Exam Topic 5)

You have a Microsoft 365 ES subscription that has three auto retention policies as show in the following exhibit.



Use the drop-down menus to select the answer choice that completes each statement based on the information presented in the graphic NOTE Each correct selection is worth one point.

Answer Area

If User1 creates a team in Microsoft Teams, the event is [answer choice]

not retained
retained for 90 days
retained for six months
retained for one year

If User2 adds a channel in Microsoft Teams, the event is [answer choice]

not retained
retained for 90 days
retained for six months
retained for one year

A. Mastered
B. Not Mastered

Answer: A

Explanation:
Answer Area

Answer Area

If User1 creates a team in Microsoft Teams, the event is [answer choice]

not retained
retained for 90 days
retained for six months
retained for one year

If User2 adds a channel in Microsoft Teams, the event is [answer choice]

not retained
retained for 90 days
retained for six months
retained for one year

NEW QUESTION 313

- (Exam Topic 5)

You have a Microsoft 365 E5 tenant.

industry regulations require that the tenant comply with the ISO 27001 standard. You need to evaluate the tenant based on the standard

- A. From Policy in the Azure portal, select Compliance, and then assign a pokey
- B. From Compliance Manager, create an assessment
- C. From the Microsoft J6i compliance center, create an audit retention policy.
- D. From the Microsoft 365 admin center enable the Productivity Score.

Answer: B

NEW QUESTION 315

- (Exam Topic 5)

You have a Microsoft 365 subscription that contains the users shown in the following table.

Name	Department
User1	Human resources
User2	Research
User3	Human resources
User4	Marketing

You need to configure group-based licensing to meet the following requirements:

- > To all users, deploy an Office 365 E3 license without the Power Automate license option.
- > To all users, deploy an Enterprise Mobility + Security E5 license.
- > To the users in the research department only, deploy a Power BI Pro license.
- > To the users in the marketing department only, deploy a Visio Plan 2 license.

What is the minimum number of deployment groups required?

- A. 1
- B. 2
- C. 3
- D. 4
- E. 5

Answer: C

Explanation:

One for all users, one for the research department, and one for the marketing department. Note: What are Deployment Groups?

With Deployment Groups, you can orchestrate deployments across multiple servers and perform rolling updates, while ensuring high availability of your application throughout. You can also deploy to servers

on-premises or virtual machines on Azure or any cloud, plus have end-to-end traceability of deployed artifact versions down to the server level.

Reference:

<https://devblogs.microsoft.com/devops/deployment-groups-is-now-generally-available-sharing-of-targets-and-m>

NEW QUESTION 318

- (Exam Topic 5)

You have a Microsoft 365 E5 tenant that contains 100 Windows 10 devices.

You plan to deploy a Windows 10 Security Baseline profile that will protect secrets stored in memory. What should you configure in the profile?

- A. Microsoft Defender Credential Guard
- B. BitLocker Drive Encryption (BitLocker)
- C. Microsoft Defender
- D. Microsoft Defender Exploit Guard

Answer: A

NEW QUESTION 320

- (Exam Topic 5)

You have a Microsoft 365 subscription.

You have the retention policies shown in the following table.

Name	Location	Retain items for a specific period	Start the retention period based on	At the end of the retention period
Policy1	SharePoint sites	1 years	When items were created	Delete items automatically
Policy2	SharePoint sites	2 years	When items were last modified	Do nothing

Both policies are applied to a Microsoft SharePoint site named Site1 that contains a file named File1.docx. File1.docx was created on January 1, 2022 and last modified on January 31,2022. The file was NOT modified again.

When will File1.docx be deleted automatically?

- A. January 1,2023
- B. January 1,2024
- C. January 31, 2023
- D. January 31, 2024
- E. never

Answer: D

Explanation:

for the four different principles:

* 1. Retention wins over deletion. Content won't be permanently deleted when it also has retention settings to retain it. While this principle ensures that content is preserved for compliance reasons, the delete process can still be initiated (user-initiated or system-initiated) and consequently, might remove the content from users' main view. However, permanent deletion is suspended.

* 2. Etc. Reference:

<https://learn.microsoft.com/en-us/microsoft-365/compliance/retention>

NEW QUESTION 322

- (Exam Topic 5)

You have device compliance policies shown in the following table.

Name	Platform	Assignment
Policy1	Windows 10 and later	Device1
Policy2	Windows 10 and later	Device1
Policy3	Windows 10 and later	Device2
Policy4	Windows 10 and later	Device2
Policy5	iOS/iPadOS	Device3
Policy6	iOS/iPadOS	Device3

The device compliance state for each policy is shown in the following table.

Policy	State
Policy1	Compliant
Policy2	In grace period
Policy3	Compliant
Policy4	Not compliant
Policy5	In grace period
Policy6	Compliant

NOTE: Each correct selection is worth one point.

Answer Area

Statements	Yes	No
Device1 has an overall compliance state of Compliant.	<input type="radio"/>	<input type="radio"/>
Device2 has an overall compliance state of Not compliant.	<input type="radio"/>	<input type="radio"/>
Device3 has an overall compliance state of In grace period.	<input type="radio"/>	<input type="radio"/>

- A. Mastered
- B. Not Mastered

Answer: A

Explanation:

Answer Area

Statements	Yes	No
Device1 has an overall compliance state of Compliant.	<input checked="" type="radio"/>	<input type="radio"/>
Device2 has an overall compliance state of Not compliant.	<input checked="" type="radio"/>	<input type="radio"/>
Device3 has an overall compliance state of In grace period.	<input checked="" type="radio"/>	<input type="radio"/>

NEW QUESTION 325

- (Exam Topic 5)

You have a Microsoft 365 tenant.

You plan to implement Endpoint Protection device configuration profiles. Which platform can you manage by using the profile?

- A. Android
- B. CentOS Linux
- C. iOS
- D. Window 10

Answer: D

Explanation:

Reference:

<https://docs.microsoft.com/en-us/mem/intune/protect/endpoint-protection-configure>

NEW QUESTION 328

- (Exam Topic 5)

HOTSPOT

You have a Microsoft 365 E5 subscription that uses Microsoft Defender for Endpoint and contains the devices shown in the following table.

Name	Operating system	Tag
Device1	Windows 10	Inventory1
Computer1	Windows 10	Inventory2
Device3	Android	Inventory3

Defender for Endpoint has the device groups shown in the following table.

Rank	Name	Matching rule
1	Group1	Tag Contains Inventory And OS in Android
2	Group2	Name Starts with Device And Tag Contains Inventory
Last	Ungrouped devices (default)	Not applicable

You create an incident email notification rule configured as shown in the following table.

Setting	Value
Name	Rule1
Alert severity	Low
Device group scope	Group1, Group2
Recipient email address	User1@contoso.com

For each of the following statements, select Yes if the statement is true. Otherwise, select No.

NOTE: Each correct selection is worth one point.

Answer Area

Statements

	Yes	No
If a high-severity incident is triggered for Device1, an incident email notification will be sent.	<input checked="" type="checkbox"/>	<input type="checkbox"/>
If a low-severity incident is triggered for Computer1, an incident notification email will be sent.	<input type="checkbox"/>	<input type="checkbox"/>
If a low-severity incident is triggered for Device3, an incident notification email will be sent.	<input type="checkbox"/>	<input type="checkbox"/>

- A. Mastered
B. Not Mastered

Answer: A

Explanation:

Box 1: No

Device1 is in Group2 as Name starts with Device and Tag contains Inventory. However, the Group2 has alert severity low.

Box 2: No

Computer1 does not belong to either Group1 or Group2 Box 3: Yes

Device3 belongs to both Group1 and Group2. Note: Understanding alert severity

Microsoft Defender Antivirus and Defender for Endpoint alert severities are different because they represent different scopes.

The Microsoft Defender Antivirus threat severity represents the absolute severity of the detected threat (malware), and is assigned based on the potential risk to the individual device, if infected.

Reference: <https://docs.microsoft.com/en-us/microsoft-365/security/defender-endpoint/alerts-queue>

NEW QUESTION 330

- (Exam Topic 5)

Note: This question is part of a series of questions that present the same scenario. Each question in the series contains a unique solution that might meet the stated goals. Some question sets might have more than one correct solution, while others might not have a correct solution.

After you answer a question in this section, you will NOT be able to return to it As a result, these questions will not appear in the review screen.

Your network contains an on-premises Active Directory domain. The domain contains domain controllers that run Windows Server 2019. The functional level of the forest and the domain is Windows Server 2012 R2.

The domain contains 100 computers that run Windows 10 and a member server named Server1 that runs Windows Server 2012 R2.

You plan to use Server1 to manage the domain and to configure Windows 10 Group Policy settings. You install the Group Policy Management Console (GPMC) on Server1.

You need to configure the Windows Update for Business Group Policy settings on Server1.

Solution: You raise the domain functional level to Windows Server 2019. You copy the Group Policy Administrative Templates from a Windows 10 computer to the Netlogon share on all the domain controllers.

Does this meet the goal?

- A. Yes
B. No

Answer: B

NEW QUESTION 333

- (Exam Topic 5)

Your company has offices in five cities. The company has a Microsoft 365 tenant.

Each office is managed by a local administrator. You plan to deploy Microsoft Intune.

You need to recommend a solution to manage resources in intune that meets the following requirements: ➤ Local administrators must be able to manage only the resources in their respective office.

➤ Local administrators must be prevented from managing resources in other offices.

➤ Administrative effort must be minimized.

What should you include in the recommendation?

- A. device categories
B. scope tags
C. configuration profiles

D. conditional access policies

Answer: B

Explanation:

Reference:

<https://docs.microsoft.com/en-us/mem/intune/fundamentals/scope-tags>

NEW QUESTION 336

- (Exam Topic 5)

You have a Microsoft 365 subscription.

You suspect that several Microsoft Office 365 applications or services were recently updated. You need to identify which applications or services were recently updated.

What are two possible ways to achieve the goal? Each correct answer presents a complete solution. NOTE: Each correct selection is worth one point.

- A. From the Microsoft 365 admin center review the Service health blade
- B. From the Microsoft 365 admin center, review the Message center blade.
- C. From the Microsoft 365 admin center review the Products blade.
- D. From the Microsoft 365 Admin mobile app, review the messages.

Answer: BD

Explanation:

The Message center in the Microsoft 365 admin center is where you would go to view a list of the features that were recently updated in the tenant. This is where Microsoft posts official messages with information including new and changed features, planned maintenance, or other important announcements.

The messages displayed in the Message center can also be viewed by using the Office 365 Admin mobile app. Reference:

<https://docs.microsoft.com/en-us/office365/admin/manage/message-center> <https://docs.microsoft.com/en-us/office365/admin/admin-overview/admin-mobile-app>

NEW QUESTION 338

.....

THANKS FOR TRYING THE DEMO OF OUR PRODUCT

Visit Our Site to Purchase the Full Set of Actual MS-102 Exam Questions With Answers.

We Also Provide Practice Exam Software That Simulates Real Exam Environment And Has Many Self-Assessment Features. Order the MS-102 Product From:

<https://www.2passeasy.com/dumps/MS-102/>

Money Back Guarantee

MS-102 Practice Exam Features:

- * MS-102 Questions and Answers Updated Frequently
- * MS-102 Practice Questions Verified by Expert Senior Certified Staff
- * MS-102 Most Realistic Questions that Guarantee you a Pass on Your FirstTry
- * MS-102 Practice Test Questions in Multiple Choice Formats and Updatesfor 1 Year