



Linux-Foundation

Exam Questions CKAD

Certified Kubernetes Application Developer (CKAD) Program

About Exambible

[Your Partner of IT Exam](#)

Found in 1998

Exambible is a company specialized on providing high quality IT exam practice study materials, especially Cisco CCNA, CCDA, CCNP, CCIE, Checkpoint CCSE, CompTIA A+, Network+ certification practice exams and so on. We guarantee that the candidates will not only pass any IT exam at the first attempt but also get profound understanding about the certificates they have got. There are so many alike companies in this industry, however, Exambible has its unique advantages that other companies could not achieve.

Our Advances

* 99.9% Uptime

All examinations will be up to date.

* 24/7 Quality Support

We will provide service round the clock.

* 100% Pass Rate

Our guarantee that you will pass the exam.

* Unique Gurantee

If you do not pass the exam at the first time, we will not only arrange FULL REFUND for you, but also provide you another exam of your claim, ABSOLUTELY FREE!

NEW QUESTION 1

Exhibit:



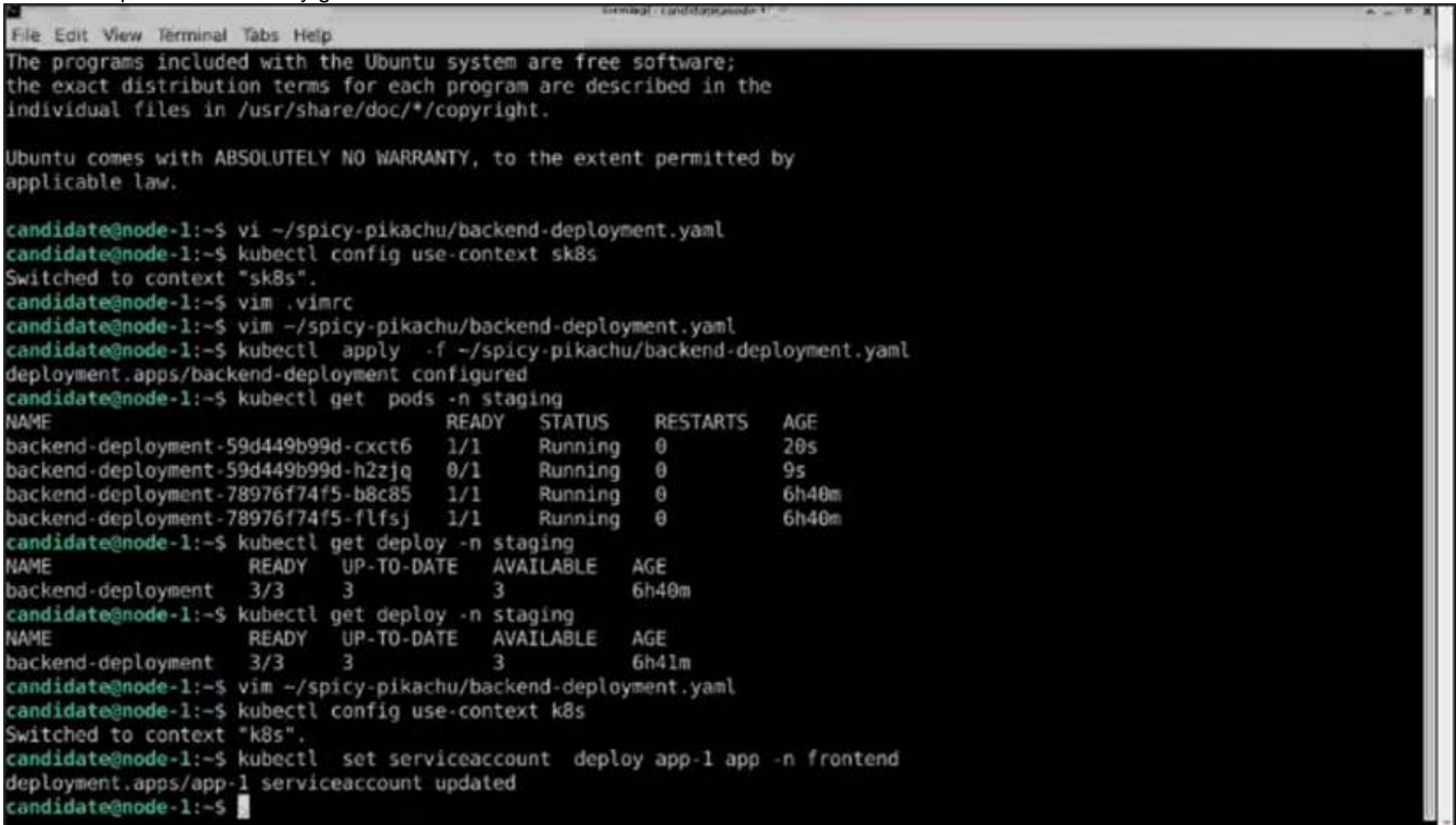
Task:
Update the Deployment app-1 in the frontend namespace to use the existing ServiceAccount app.

- A. Mastered
- B. Not Mastered

Answer: A

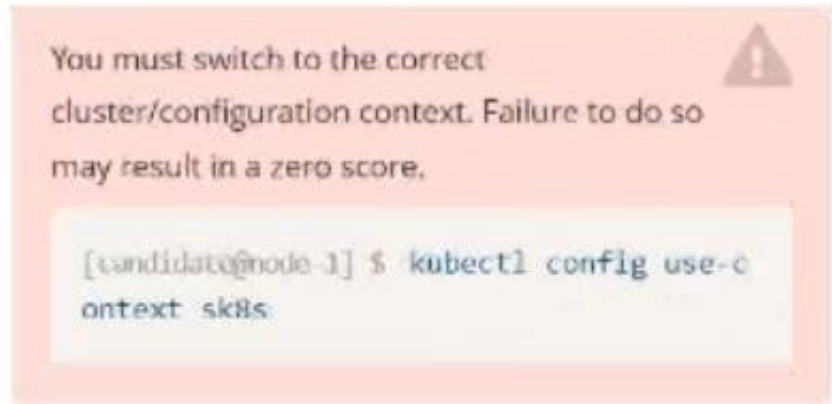
Explanation:

Solution:
Text Description automatically generated

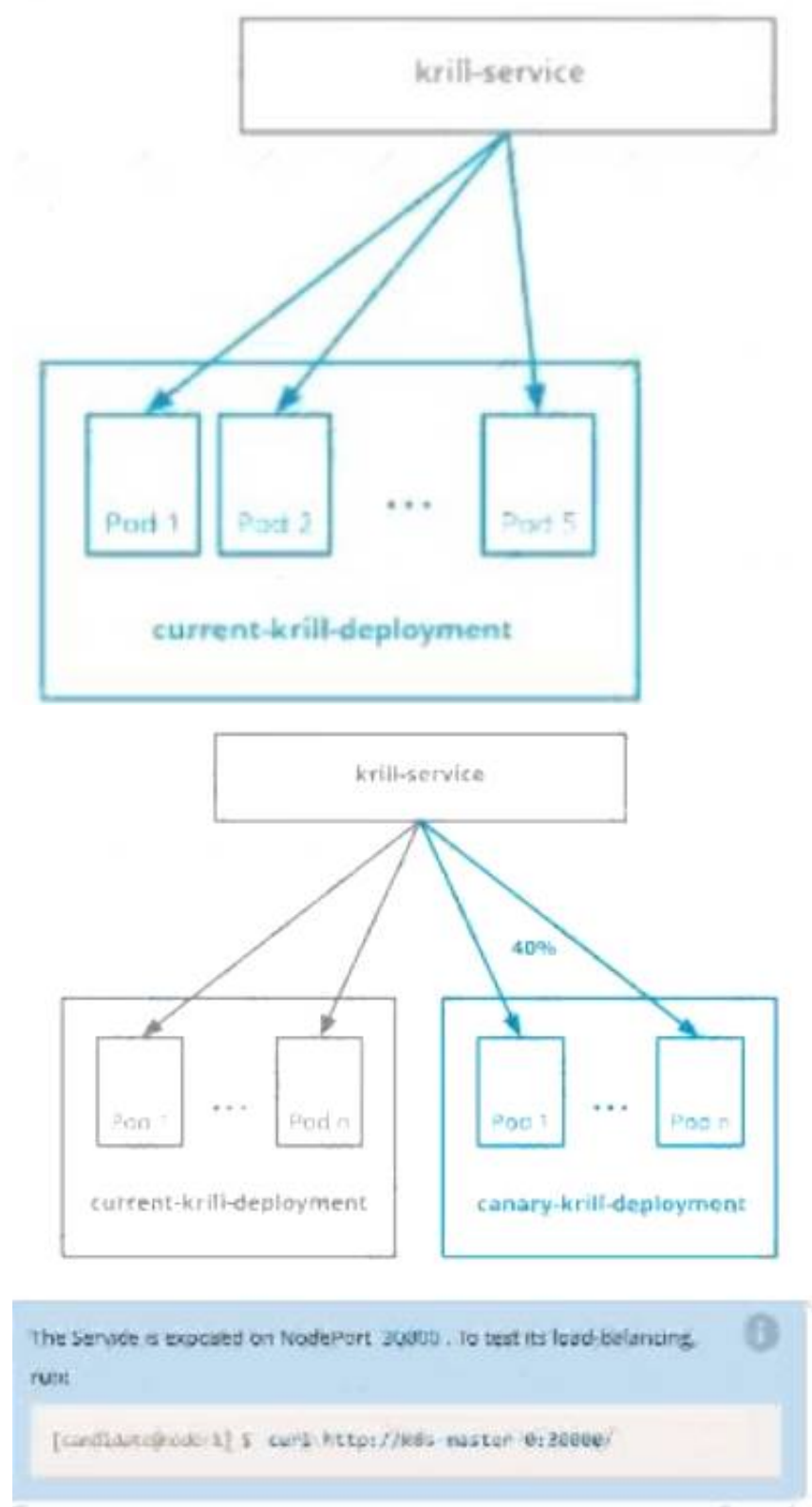


NEW QUESTION 2

Exhibit:



Context
You are asked to prepare a Canary deployment for testing a new application release.
Task:
A Service named krill-Service in the goshark namespace points to 5 pod created by the Deployment named current-krill-deployment



- A. Mastered
B. Not Mastered

Answer: A

Explanation:

Solution:

```
candidate@node-1:~/humane-stork$ kubectl scale deploy canary-krill-deployment --replicas 4 -n goshawk
deployment.apps/canary-krill-deployment scaled
candidate@node-1:~/humane-stork$ kubectl get deploy -n goshawk
NAME                                READY    UP-TO-DATE    AVAILABLE    AGE
canary-krill-deployment             4/4      4              4            46s
current-krill-deployment            5/5      5              5            7h22m
candidate@node-1:~/humane-stork$ wget https://k8s.io/examples/
```

Text Description automatically generated

```
File Edit View Terminal Tabs Help
candidate@node-1:~/humane-stork$ wget https://k8s.io/examples/admin/resource/quota-pod.yaml
--2022-09-24 11:43:51-- https://k8s.io/examples/admin/resource/quota-pod.yaml
Resolving k8s.io (k8s.io)... 34.107.204.206, 2600:1901:0:26f3::
Connecting to k8s.io (k8s.io)[34.107.204.206]:443... connected.
HTTP request sent, awaiting response... 301 Moved Permanently
Location: https://kubernetes.io/examples/admin/resource/quota-pod.yaml [following]
--2022-09-24 11:43:52-- https://kubernetes.io/examples/admin/resource/quota-pod.yaml
Resolving kubernetes.io (kubernetes.io)... 147.75.40.148
Connecting to kubernetes.io (kubernetes.io)[147.75.40.148]:443... connected.
HTTP request sent, awaiting response... 200 OK
Length: 90 [application/x-yaml]
Saving to: 'quota-pod.yaml'

quota-pod.yaml          100%[=====]          90  --.-KB/s    in 0s

2022-09-24 11:43:52 (15.0 MB/s) - 'quota-pod.yaml' saved [90/90]

candidate@node-1:~/humane-stork$ vim quota-pod.yaml
```

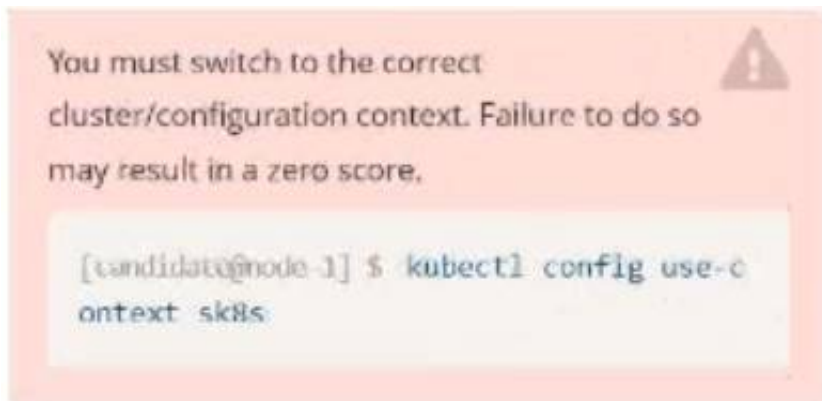


```
File Edit View Terminal Tabs Help
2022-09-24 11:43:52 (15.0 MB/s) - 'quota-pod.yaml' saved [90/90]

candidate@node-1:~/humane-storks$ vim quota-pod.yaml
candidate@node-1:~/humane-storks$ kubectl create -f quota-pod.yaml
resourcequota/pod-demo created
candidate@node-1:~/humane-storks$ kubectl get quota -n go
No resources found in go namespace.
candidate@node-1:~/humane-storks$ kubectl get quota -n goshawk
NAME      AGE  REQUEST  LIMIT
pod-demo  19s  pods: 9/10
candidate@node-1:~/humane-storks$ curl http://k8s-master-0:30000/
current-krill-deployment-fb7c7995c-kvtjr
app.kubernetes.io/name="current"
app.kubernetes.io/part-of="krill"
pod-template-hash="fb7c7995c"candidate@node-1:~/humane-storks$ curl http://k8s-master-0:30000/
current-krill-deployment-fb7c7995c-4whfm
app.kubernetes.io/name="current"
app.kubernetes.io/part-of="krill"
pod-template-hash="fb7c7995c"candidate@node-1:~/humane-storks$ curl http://k8s-master-0:30000/
canary-krill-deployment-5f78fd4786-dfk7l
app.kubernetes.io/name="canary"
app.kubernetes.io/part-of="krill"
pod-template-hash="5f78fd4786"candidate@node-1:~/humane-storks$ curl http://k8s-master-0:30000/
canary-krill-deployment-5f78fd4786-z5zrt
app.kubernetes.io/name="canary"
app.kubernetes.io/part-of="krill"
pod-template-hash="5f78fd4786"candidate@node-1:~/humane-stork$ curl http://k8s-master-0:30000/
canary-krill-deployment-5f78fd4786-2774b
app.kubernetes.io/name="canary"
app.kubernetes.io/part-of="krill"
pod-template-hash="5f78fd4786"candidate@node-1:~/humane-stork$
```

NEW QUESTION 3

Exhibit:



Task:

Create a Deployment named expose in the existing ckad00014 namespace running 6 replicas of a Pod. Specify a single container using the ifccncf/nginx: 1.13.7 image

Add an environment variable named NGINX_PORT with the value 8001 to the container then expose port 8001

- A. Mastered
- B. Not Mastered

Answer: A

Explanation:

Solution:

```
candidate@node-1:~$ kubectl config use-context k8s
Switched to context "k8s".
candidate@node-1:~$ kubectl create deploy expose -n ckad00014 --image lfccncf/nginx:1.13.7 --dry-run=client -o yaml > d
ep.yaml
candidate@node-1:~$
candidate@node-1:~$
candidate@node-1:~$
candidate@node-1:~$
candidate@node-1:~$
candidate@node-1:~$
candidate@node-1:~$
candidate@node-1:~$
candidate@node-1:~$
candidate@node-1:~$
candidate@node-1:~$
candidate@node-1:~$
candidate@node-1:~$
```

Text Description automatically generated

```
File Edit View Terminal Tabs Help
apiVersion: apps/v1
kind: Deployment
metadata:
  creationTimestamp: null
  labels:
    app: expose
  name: expose
  namespace: ckad00014
spec:
  replicas: 6
  selector:
    matchLabels:
      app: expose
  strategy: {}
  template:
    metadata:
      creationTimestamp: null
      labels:
        app: expose
    spec:
      containers:
      - image: lfccncf/nginx:1.13.7
        name: nginx
        ports:
        - containerPort: 8001
        env:
        - name: NGINX_PORT
          value: "8001"
```

Text Description automatically generated

```
File Edit View Terminal Tabs Help
candidate@node-1:~$ kubectl config use-context k8s
Switched to context "k8s".
candidate@node-1:~$ kubectl create deploy expose -n ckad00014 --image lfccncf/nginx:1.13.7 --dry-run=client -o yaml > dep.yaml
candidate@node-1:~$
candidate@node-1:~$
candidate@node-1:~$
candidate@node-1:~$
candidate@node-1:~$
candidate@node-1:~$
candidate@node-1:~$
candidate@node-1:~$
candidate@node-1:~$
candidate@node-1:~$
candidate@node-1:~$
candidate@node-1:~$
candidate@node-1:~$ vim dep.yaml
candidate@node-1:~$ kubectl create -f dep.yaml
deployment.apps/expose created
candidate@node-1:~$ kubectl get pods -n ckad00014
NAME                                READY   STATUS              RESTARTS   AGE
expose-85dd99d4d9-25675             0/1     ContainerCreating   0           6s
expose-85dd99d4d9-4fhcc             0/1     ContainerCreating   0           6s
expose-85dd99d4d9-flld7j            0/1     ContainerCreating   0           6s
expose-85dd99d4d9-tt6rm             0/1     ContainerCreating   0           6s
expose-85dd99d4d9-vjd8b             0/1     ContainerCreating   0           6s
expose-85dd99d4d9-vtzpq             0/1     ContainerCreating   0           6s
candidate@node-1:~$ kubectl get deploy -n ckad00014
NAME      READY   UP-TO-DATE   AVAILABLE   AGE
expose    6/6     6            6           15s
candidate@node-1:~$
```

NEW QUESTION 4

Exhibit:



Task:

1- Update the Propertunel scaling configuration of the Deployment web1 in the ckad00015 namespace setting maxSurge to 2 and maxUnavailable to 59
2- Update the web1 Deployment to use version tag 1.13.7 for the lfconf/nginx container image. 3- Perform a rollback of the web1 Deployment to its previous version

- A. Mastered
- B. Not Mastered

Answer: A

Explanation:

Solution:

```
candidate@node-1:~$ kubectl config use-context k8s
Switched to context "k8s".
candidate@node-1:~$ kubectl edit deploy web1 -n ckad00015
```

Text Description automatically generated

```
File Edit View Terminal Tabs Help
app: nginx
strategy:
  rollingUpdate:
    maxSurge: 2%
    maxUnavailable: 5%
    type: RollingUpdate
template:
  metadata:
    creationTimestamp: null
    labels:
      app: nginx
  spec:
    containers:
    - image: lfccncf/nginx:1.13.7
      imagePullPolicy: IfNotPresent
      name: nginx
      ports:
      - containerPort: 80
        protocol: TCP
      resources: {}
      terminationMessagePath: /dev/termination-log
      terminationMessagePolicy: File
    dnsPolicy: ClusterFirst
    restartPolicy: Always
    schedulerName: default-scheduler
    securityContext: {}
    terminationGracePeriodSeconds: 30
status:
  availableReplicas: 2
  conditions:
  - lastTransitionTime: "2022-09-24T04:26:41Z"
```

```
File Edit View Terminal Tabs Help
Switched to context "k8s".
candidate@node-1:~$ kubectl create secret generic app-secret -n default --from-literal=key3=value1
secret/app-secret created
candidate@node-1:~$ kubectl get secrets
NAME          TYPE      DATA   AGE
app-secret    Opaque    1       4s
candidate@node-1:~$ kubectl run nginx-secret -n default --image=nginx:stable --dry-run=client -o yaml > sec.yaml
candidate@node-1:~$ vim sec.yaml
candidate@node-1:~$ kubectl create -f sec.yaml
pod/nginx-secret created
candidate@node-1:~$ kubectl get pods
NAME          READY   STATUS    RESTARTS   AGE
nginx-secret  1/1     Running   0          7s
candidate@node-1:~$ kubectl config use-context k8s
Switched to context "k8s".
candidate@node-1:~$ kubectl edit deploy web1 -n ckad00015
deployment.apps/web1 edited
candidate@node-1:~$ kubectl rollout status deploy web1 -n ckad00015
deployment "web1" successfully rolled out
candidate@node-1:~$ kubectl rollout undo deploy web1 -n ckad00015
deployment.apps/web1 rolled back
candidate@node-1:~$ kubectl rollout history deploy web1 -n ckad00015
deployment.apps/web1
REVISION  CHANGE-CAUSE
2         <none>
3         <none>

candidate@node-1:~$ kubectl get rs -n ckad00015
NAME          DESIRED   CURRENT   READY   AGE
web1-56f98bcb79  0         0         0       63s
web1-85775b6b79  2         2         2       6h53m
candidate@node-1:~$
```

NEW QUESTION 5

Exhibit:



Context

Task

- Create a secret named another-secret with a key/value pair; key1/value4
- Start an nginx pod named nginx-secret using container image nginx, and add an environment variable exposing the value of the secret key key 1, using COOL_VARIABLE as the name for the environment variable inside the pod

A. Mastered
B. Not Mastered

Answer: A

Explanation:

Solution:

```
student@node-1:~$ kubectl create secret generic some-secret --from-literal=key1=value4
secret/some-secret created
student@node-1:~$ kubectl get secret
NAME                                TYPE                                DATA  AGE
default-token-4kvr5                 kubernetes.io/service-account-token 3      2d11h
some-secret                         Opaque                              1      5s
student@node-1:~$ kubectl run nginx-secret --image=nginx --dry-run=client -o yaml > nginx_secret.yml
student@node-1:~$ vim nginx_secret.yml
```

Readme

> Web Terminal

THE LINUX FOUNDATION

```
apiVersion: v1
kind: Pod
metadata:
  creationTimestamp: null
  labels:
    run: nginx-secret
  name: nginx-secret
spec:
  containers:
  - image: nginx
    name: nginx-secret
    resources: {}
  dnsPolicy: ClusterFirst
  restartPolicy: Always
status: {}
~
~
~
~
~
~
~
~
~
~
"nginx_secret.yml" 15L, 253C      1,1      All
```

Readme

Web Terminal

THE **LINUX** FOUNDATION

```
apiVersion: v1
kind: Pod
metadata:
  labels:
    run: nginx-secret
    name: nginx-secret
spec:
  containers:
  - image: nginx
    name: nginx-secret
    env:
    - name: COOL_VARIABLE
      valueFrom:
        secretKeyRef:
          name: some-secret
          key: key1
~
~
~
~
~
~
~
~
~
-- INSERT --
```

16,20All

Readme
Web Terminal



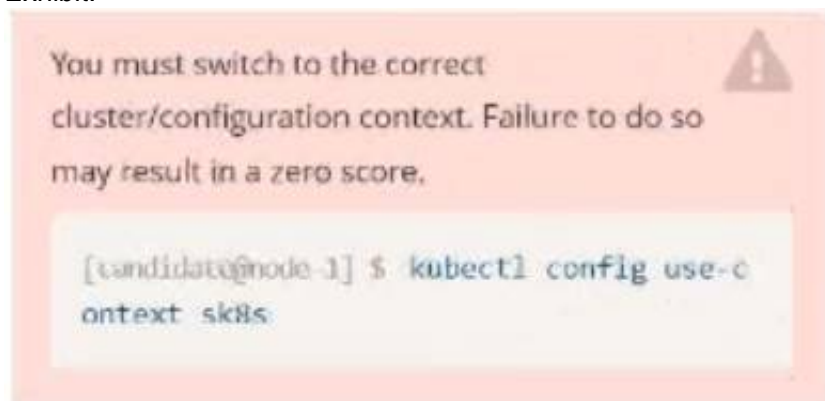
```

student@node-1:~$ kubectl get pods -n web
NAME      READY   STATUS    RESTARTS   AGE
cache     1/1     Running   0           9s
student@node-1:~$ kubectl create secret generic some-secret --from-literal=key1=value4
secret/some-secret created
student@node-1:~$ kubectl get secret
NAME                TYPE          DATA   AGE
default-token-4kvr5  kubernetes.io/service-account-token  3       2d11h
some-secret          Opaque        1       5s
student@node-1:~$ kubectl run nginx-secret --image=nginx --dry-run=client -o yaml > nginx_secret.yml
student@node-1:~$ vim nginx_secret.yml
student@node-1:~$ kubectl create -f nginx_secret.yml
pod/nginx-secret created
student@node-1:~$ kubectl get pods
NAME            READY   STATUS             RESTARTS   AGE
liveness-http   1/1     Running            0           6h38m
nginx-101       1/1     Running            0           6h39m
nginx-secret     0/1     ContainerCreating  0           4s
poller          1/1     Running            0           6h39m
student@node-1:~$ kubectl get pods
NAME            READY   STATUS    RESTARTS   AGE
liveness-http   1/1     Running   0           6h38m
nginx-101       1/1     Running   0           6h39m
nginx-secret     1/1     Running   0           8s
poller          1/1     Running   0           6h39m
student@node-1:~$

```

NEW QUESTION 6

Exhibit:



Task:

- > To run 2 replicas of the pod
- > Add the following label on the pod:
Role userUI

- A. Mastered
- B. Not Mastered

Answer: A

Explanation:

Solution:

Text Description automatically generated

```
File Edit View Terminal Tabs Help
# reopened with the relevant failures.
#
apiVersion: apps/v1
kind: Deployment
metadata:
  annotations:
    deployment.kubernetes.io/revision: "1"
  creationTimestamp: "2022-09-24T04:27:03Z"
  generation: 1
  labels:
    app: nginx
  name: ckad00017-deployment
  namespace: ckad00017
  resourceVersion: "3349"
  uid: 1cd67613-fade-46e9-b741-94298b9c6e7c
spec:
  progressDeadlineSeconds: 600
  replicas: 2
  revisionHistoryLimit: 10
  selector:
    matchLabels:
      app: nginx
  strategy:
    rollingUpdate:
      maxSurge: 25%
      maxUnavailable: 25%
    type: RollingUpdate
  template:
    metadata:
      creationTimestamp: null
      labels:
-- INSERT --
33,14 5%
```

Text Description automatically generated

```
File Edit View Terminal Tabs Help
name: ckad00017-deployment
namespace: ckad00017
resourceVersion: "3349"
uid: 1cd67613-fade-46e9-b741-94298b9c6e7c
spec:
  progressDeadlineSeconds: 600
  replicas: 2
  revisionHistoryLimit: 10
  selector:
    matchLabels:
      app: nginx
  strategy:
    rollingUpdate:
      maxSurge: 25%
      maxUnavailable: 25%
    type: RollingUpdate
  template:
    metadata:
      creationTimestamp: null
      labels:
        app: nginx
        role: userUI
    spec:
      containers:
      - image: nginx:latest
        imagePullPolicy: Always
        name: nginx
        ports:
        - containerPort: 80
          protocol: TCP
        resources: {}
-- INSERT --
35,21 33%
```

Text Description automatically generated


```
File Edit View Terminal Tabs Help
backend-deployment-59d449b99d-h2zjq 0/1 Running 0 9s
backend-deployment-78976f74f5-b8c85 1/1 Running 0 6h40m
backend-deployment-78976f74f5-flfsj 1/1 Running 0 6h40m
candidate@node-1:~$ kubectl get deploy -n staging
NAME READY UP-TO-DATE AVAILABLE AGE
backend-deployment 3/3 3 3 6h40m
candidate@node-1:~$ kubectl get deploy -n staging
NAME READY UP-TO-DATE AVAILABLE AGE
backend-deployment 3/3 3 3 6h41m
candidate@node-1:~$ vim ~/spicy-pikachu/backend-deployment.yaml
candidate@node-1:~$ kubectl config use-context k8s
Switched to context "k8s".
candidate@node-1:~$ kubectl set serviceaccount deploy app-1 app -n frontend
deployment.apps/app-1 serviceaccount updated
candidate@node-1:~$ kubectl config use-context k8s
Switched to context "k8s".
candidate@node-1:~$ vim ~/prompt-escargot/buffalo-deployment.yaml
candidate@node-1:~$ vim ~/prompt-escargot/buffalo-deployment.yaml
candidate@node-1:~$ kubectl apply -f ~/prompt-escargot/buffalo-deployment.yaml
deployment.apps/buffalo-deployment configured
candidate@node-1:~$ kubectl get pods -n gorilla
NAME READY STATUS RESTARTS AGE
buffalo-deployment-776844df7f-r5fsb 1/1 Running 0 6h38m
buffalo-deployment-859898c6f5-zx5gj 0/1 ContainerCreating 0 8s
candidate@node-1:~$ kubectl get deploy -n gorilla
NAME READY UP-TO-DATE AVAILABLE AGE
buffalo-deployment 1/1 1 1 6h38m
candidate@node-1:~$ kubectl config use-context k8s
Switched to context "k8s".
candidate@node-1:~$ kubectl edit deploy ckad00017-deployment -n ckad00017
deployment.apps/ckad00017-deployment edited
candidate@node-1:~$
```

```
File Edit View Terminal Tabs Help
candidate@node-1:~$ kubectl get pods -n gorilla
NAME READY STATUS RESTARTS AGE
buffalo-deployment-776844df7f-r5fsb 1/1 Running 0 6h38m
buffalo-deployment-859898c6f5-zx5gj 0/1 ContainerCreating 0 8s
candidate@node-1:~$ kubectl get deploy -n gorilla
NAME READY UP-TO-DATE AVAILABLE AGE
buffalo-deployment 1/1 1 1 6h38m
candidate@node-1:~$ kubectl config use-context k8s
Switched to context "k8s".
candidate@node-1:~$ kubectl edit deploy ckad00017-deployment -n ckad00017
deployment.apps/ckad00017-deployment edited
candidate@node-1:~$ kubectl expose deploy ckad00017-deployment -n ckad0001
ckad00014 ckad00015 ckad00017
candidate@node-1:~$ kubectl expose deploy ckad00017-deployment -n ckad0001
ckad00014 ckad00015 ckad00017
candidate@node-1:~$ kubectl expose deploy ckad00017-deployment -n ckad0001
ckad00014 ckad00015 ckad00017
candidate@node-1:~$ kubectl expose deploy ckad00017-deployment -n ckad0001
ckad00014 ckad00015 ckad00017
candidate@node-1:~$ kubectl expose deploy ckad00017-deployment -n ckad0001
ckad00014 ckad00015 ckad00017
candidate@node-1:~$ kubectl expose deploy ckad00017-deployment -n ckad0001
ckad00014 ckad00015 ckad00017
candidate@node-1:~$ kubectl expose deploy ckad00017-deployment -n ckad0001
ckad00014 ckad00015 ckad00017
candidate@node-1:~$ kubectl expose deploy ckad00017-deployment -n ckad0001
ckad00014 ckad00015 ckad00017
candidate@node-1:~$ kubectl expose deploy ckad00017-deployment -n ckad0001
ckad00014 ckad00015 ckad00017
candidate@node-1:~$ kubectl expose deploy ckad00017-deployment -n ckad00017 --name=cherry --port=8888 --type=NodePort
service/cherry exposed
candidate@node-1:~$
```

```
candidate@node-1:~$ kubectl get svc
NAME TYPE CLUSTER-IP EXTERNAL-IP PORT(S) AGE
kubernetes ClusterIP 10.96.0.1 <none> 443/TCP 77d
candidate@node-1:~$ kubectl get svc -n ckad00017
NAME TYPE CLUSTER-IP EXTERNAL-IP PORT(S) AGE
cherry NodePort 10.100.100.176 <none> 8888:30683/TCP 24s
candidate@node-1:~$ kubectl expose service deploy ckad00017-deployment -n ckad00017 --name=cherry --port=8888 --type=NodePort
Error from server (NotFound): services "deploy" not found
Error from server (NotFound): services "ckad00017-deployment" not found
candidate@node-1:~$ kubectl get svc -n ckad00017
NAME TYPE CLUSTER-IP EXTERNAL-IP PORT(S) AGE
cherry NodePort 10.100.100.176 <none> 8888:30683/TCP 46s
candidate@node-1:~$
```



```
File Edit View Terminal Tabs Help
candidate@node-1:~$ kubectl expose service deploy ckad00017-deployment -n ckad00017 --name=cherry --port=8888 --type=NodePort
Error from server (NotFound): services "deploy" not found
Error from server (NotFound): services "ckad00017-deployment" not found
candidate@node-1:~$ kubectl get svc -n ckad00017
NAME      TYPE      CLUSTER-IP      EXTERNAL-IP      PORT(S)          AGE
cherry    NodePort  10.100.100.176   <none>           8888:30683/TCP   46s
candidate@node-1:~$ history
 1 vi ~/spicy-pikachu/backend-deployment.yaml
 2 kubectl config use-context sk8s
 3 vim .vimrc
 4 vim ~/spicy-pikachu/backend-deployment.yaml
 5 kubectl apply -f ~/spicy-pikachu/backend-deployment.yaml
 6 kubectl get pods -n staging
 7 kubectl get deploy -n staging
 8 vim ~/spicy-pikachu/backend-deployment.yaml
 9 kubectl config use-context k8s
10 kubectl set serviceaccount deploy app-1 app -n frontend
11 kubectl config use-context k8s
12 vim ~/prompt-escargot/buffalo-deployment.yaml
13 kubectl apply -f ~/prompt-escargot/buffalo-deployment.yaml
14 kubectl get pods -n gorilla
15 kubectl get deploy -n gorilla
16 kubectl config use-context k8s
17 kubectl edit deploy ckad00017-deployment -n ckad00017
18 kubectl expose deploy ckad00017-deployment -n ckad00017 --name=cherry --port=8888 --type=NodePort
19 kubectl get svc
20 kubectl get svc -n ckad00017
21 kubectl expose service deploy ckad00017-deployment -n ckad00017 --name=cherry --port=8888 --type=NodePort
22 kubectl get svc -n ckad00017
23 history
candidate@node-1:~$
```

NEW QUESTION 7

Exhibit:



Context

Developers occasionally need to submit pods that run periodically. Task

Follow the steps below to create a pod that will start at a predetermined time and]which runs to completion only once each time it is started:

- Create a YAML formatted Kubernetes manifest /opt/KDPD00301/periodic.yaml that runs the following shell command: date in a single busybox container. The command should run every minute and must complete within 22 seconds or be terminated by Kubernetes. The Cronjob name and container name should both be hello
- Create the resource in the above manifest and verify that the job executes successfully at least once

- A. Mastered
- B. Not Mastered

Answer: A

Explanation:

Solution:

```
Readme Web Terminal THE LINUX FOUNDATION
student@node-1:~$ kubectl create cronjob hello --image=busybox --schedule "*" * * * * --dry-run=client -o yaml > /opt/KDPD00301/periodic.yaml
error: unable to match a printer suitable for the output format "yaml", allowed formats are: go-template, go-template-file, json, jsonpath, jsonpath-as-json, jsonpath-file, name, template, templatefile, yaml
student@node-1:~$ kubectl create cronjob hello --image=busybox --schedule "*" * * * * --dry-run=client -o yaml > /opt/KDPD00301/periodic.yaml
student@node-1:~$ vim /opt/KDPD00301/periodic.yaml
```

ReadmeWeb Terminal

THE **LINUX** FOUNDATION

```
apiVersion: batch/v1beta1
kind: CronJob
metadata:
  name: hello
spec:
  jobTemplate:
    metadata:
      name: hello
    spec:
      template:
        spec:
          containers:
            - image: busybox
              name: hello
              args: ["/bin/sh", "-c", "date"]
              restartPolicy: Never
  schedule: '*/* * * * *'
  startingDeadlineSeconds: 22
  concurrencyPolicy: Allow
```

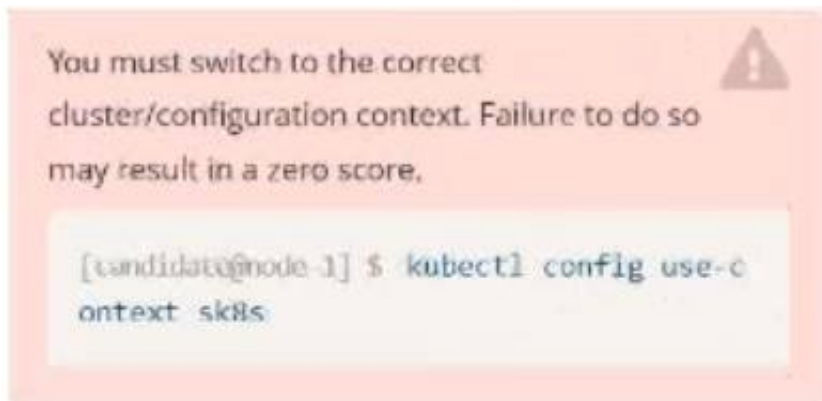
19,26All

ReadmeWeb Terminal

THE **LINUX** FOUNDATION

NEW QUESTION 8

Exhibit:



Task:

A pod within the Deployment named buffalo-deployment and in namespace gorilla is logging errors.

1) Look at the logs identify errors messages.

Find errors, including User "system:serviceaccount:gorilla:default" cannot list resource "deployment" [...] in the namespace "gorilla"

The buffalo-deployment 'S manifest can be found at -/prompt/escargot/buffalo-deployment.yaml

- A. Mastered
- B. Not Mastered

Answer: A

Explanation:

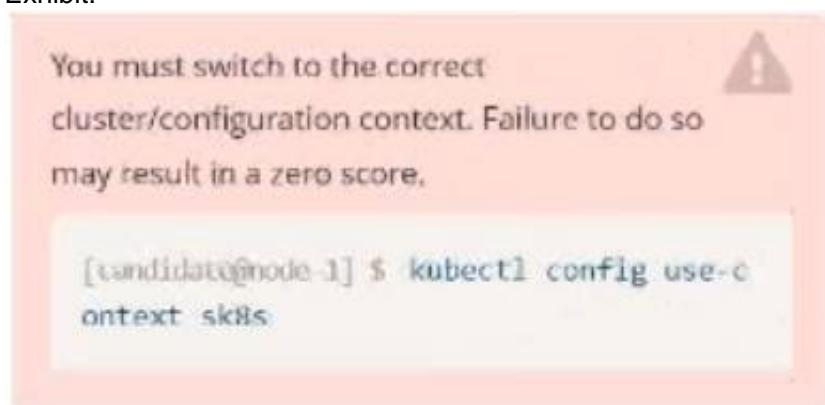
Solution:

Text Description automatically generated


```
File Edit View Terminal Tabs Help
deployment.apps/backend-deployment configured
candidate@node-1:~$ kubectl get pods -n staging
NAME                                READY   STATUS    RESTARTS   AGE
backend-deployment-59d449b99d-cxct6 1/1     Running   0           20s
backend-deployment-59d449b99d-h2zjq 0/1     Running   0           9s
backend-deployment-78976f74f5-b8c85 1/1     Running   0           6h40m
backend-deployment-78976f74f5-flfsj 1/1     Running   0           6h40m
candidate@node-1:~$ kubectl get deploy -n staging
NAME                READY   UP-TO-DATE   AVAILABLE   AGE
backend-deployment  3/3     3             3           6h40m
candidate@node-1:~$ kubectl get deploy -n staging
NAME                READY   UP-TO-DATE   AVAILABLE   AGE
backend-deployment  3/3     3             3           6h41m
candidate@node-1:~$ vim ~/spicy-pikachu/backend-deployment.yaml
candidate@node-1:~$ kubectl config use-context k8s
Switched to context "k8s".
candidate@node-1:~$ kubectl set serviceaccount deploy app-1 app -n frontend
deployment.apps/app-1 serviceaccount updated
candidate@node-1:~$ kubectl config use-context k8s
Switched to context "k8s".
candidate@node-1:~$ vim ~/prompt-escargot/buffalo-deployment.yaml
candidate@node-1:~$ vim ~/prompt-escargot/buffalo-deployment.yaml
candidate@node-1:~$ kubectl apply -f ~/prompt-escargot/buffalo-deployment.yaml
deployment.apps/buffalo-deployment configured
candidate@node-1:~$ kubectl get pods -n gorilla
NAME                                READY   STATUS    RESTARTS   AGE
buffalo-deployment-776844df7f-r5fsb 1/1     Running   0           6h38m
buffalo-deployment-859898c6f5-zx5gj 0/1     ContainerCreating   0           8s
candidate@node-1:~$ kubectl get deploy -n gorilla
NAME                READY   UP-TO-DATE   AVAILABLE   AGE
buffalo-deployment  1/1     1             1           6h38m
candidate@node-1:~$
```

NEW QUESTION 9

Exhibit:



Task:

Modify the existing Deployment named broker-deployment running in namespace quetzal so that its containers. The broker-deployment is manifest file can be found at:

```
~/blaring-macassar/broker-deployment.yaml
```

- A. Mastered
- B. Not Mastered

Answer: A

Explanation:

Solution:

```
candidate@node-1:~$ kubectl config use-context k8s
Switched to context "k8s".
candidate@node-1:~$ vim
```

Text Description automatically generated


```
File Edit View Terminal Tabs Help
containers:
- name: broker
  image: redis:alpine
  ports:
  - containerPort: 6379
  securityContext:
    runAsUser: 30000
    privileged: false

candidate@node-1:~$ kubectl config use-context k8s
Switched to context "k8s".
candidate@node-1:~$ vim ~/daring-moccasin/broker-deployment.yaml
candidate@node-1:~$ kubectl apply -f ~/daring-moccasin/broker-deployment.yaml
deployment.apps/broker-deployment configured
candidate@node-1:~$ kubectl get pods -n quetzal
NAME                                READY   STATUS    RESTARTS   AGE
broker-deployment-65446d6d94-868p6  1/1     Running   0           30s
broker-deployment-65446d6d94-8dn7l  1/1     Running   0           32s
broker-deployment-65446d6d94-p4h4l  1/1     Running   0           31s
candidate@node-1:~$ kubectl get deploy -n quetzal
NAME            READY   UP-TO-DATE   AVAILABLE   AGE
broker-deployment  3/3     3             3           7h3m
candidate@node-1:~$
```

NEW QUESTION 10

Exhibit:



Given a container that writes a log file in format A and a container that converts log files from format A to format B, create a deployment that runs both containers such that the log files from the first container are converted by the second container, emitting logs in format B.

Task:

- Create a deployment named deployment-xyz in the default namespace, that:
- Includes a primary lfcncf/busybox:1 container, named logger-dev
- includes a sidecar lfcncf/fluentd:v0.12 container, named adapter-zen
- Mounts a shared volume /tmp/log on both containers, which does not persist when the pod is deleted
- Instructs the logger-dev container to run the command

```
while true; do
  echo "i luv cncf" >> /
  tmp/log/input.log;
  sleep 10;
done
```

which should output logs to /tmp/log/input.log in plain text format, with example values:

```
i luv cncf
i luv cncf
i luv cncf
```

- The adapter-zen sidecar container should read /tmp/log/input.log and output the data to /tmp/log/output.* in Fluentd JSON format. Note that no knowledge of Fluentd is required to complete this task: all you will need to achieve this is to create the ConfigMap from the spec file provided at /opt/KDMC00102/fluentd-configmap.p.yaml, and mount that ConfigMap to /fluentd/etc in the adapter-zen sidecar container

- A. Mastered
B. Not Mastered

Answer: A

Explanation:

Solution:

ReadmeWeb Terminal

THE LINUX FOUNDATION

```
student@node-1:~$ kubectl create deployment deployment-xyz --image=lfcncf/busybox:1 --dry-run=c
lient -o yaml > deployment_xyz.yml
student@node-1:~$ vim deployment_xyz.yml
```

ReadmeWeb Terminal

THE LINUX FOUNDATION

```
apiVersion: apps/v1
kind: Deployment
metadata:
  creationTimestamp: null
  labels:
    app: deployment-xyz
  name: deployment-xyz
spec:
  replicas: 1
  selector:
    matchLabels:
      app: deployment-xyz
  strategy: {}
  template:
    metadata:
      creationTimestamp: null
      labels:
        app: deployment-xyz
    spec:
      containers:
      - image: lfcncf/busybox:1
        name: busybox
        resources: {}
status: {}
~
~
"deployment_xyz.yml" 24L, 434C3,1All
```

ReadmeWeb Terminal

THE LINUX FOUNDATION

```
kind: Deployment
metadata:
  labels:
    app: deployment-xyz
  name: deployment-xyz
spec:
  replicas: 1
  selector:
    matchLabels:
      app: deployment-xyz
  template:
    metadata:
      labels:
        app: deployment-xyz
    spec:
      volumes:
      - name: myvol1
        emptyDir: {}
      containers:
      - image: lfcncf/busybox:1
        name: logger-dev
        volumeMounts:
        - name: myvol1
          mountPath: /tmp/log
      - image: lfcncf/fluentd:v0.12
        name: adapterzen
3 lines yanked27,22Bot
```

Readme
Web Terminal
THE **LINUX** FOUNDATION

```

replicas: 1
selector:
  matchLabels:
    app: deployment-xyz
template:
  metadata:
    labels:
      app: deployment-xyz
  spec:
    volumes:
      - name: myvol1
        emptyDir: {}
    containers:
      - image: lfccncf/busybox:1
        name: logger-dev
        command: ["/bin/sh", "-c", "while [ true ]; do echo 'i luv cnf' >> /tmp/log/input.log; sl
sleep 10; done"]
        volumeMounts:
          - name: myvol1
            mountPath: /tmp/log
      - image: lfccncf/fluentd:v0.12
        name: adapter-zen
        command: ["/bin/sh", "-c", "tail -f /tmp/log/input.log >> /tmp/log/output.log"]
        volumeMounts:
          - name: myvol1
            mountPath: /tmp/log

```

29,83 Bot

Readme
Web Terminal
THE **LINUX** FOUNDATION

```

metadata:
  labels:
    app: deployment-xyz
spec:
  volumes:
    - name: myvol1
      emptyDir: {}
    - name: myvol2
      configMap:
        name: logconf
  containers:
    - image: lfccncf/busybox:1
      name: logger-dev
      command: ["/bin/sh", "-c", "while [ true ]; do echo 'i luv cnf' >> /tmp/log/input.log; sl
sleep 10; done"]
      volumeMounts:
        - name: myvol1
          mountPath: /tmp/log
    - image: lfccncf/fluentd:v0.12
      name: adapter-zen
      command: ["/bin/sh", "-c", "tail -f /tmp/log/input.log >> /tmp/log/output.log"]
      volumeMounts:
        - name: myvol1
          mountPath: /tmp/log
        - name: myvol2
          mountPath: /fluentd/etc

```

37,33 Bot

```

student@node-1:~$ kubectl create -f deployment_xyz.yml
deployment.apps/deployment-xyz created
student@node-1:~$ kubectl get deployment
NAME          READY   UP-TO-DATE   AVAILABLE   AGE
deployment-xyz 0/1     1            0          5s
student@node-1:~$ kubectl get deployment
NAME          READY   UP-TO-DATE   AVAILABLE   AGE
deployment-xyz 0/1     1            0          9s
student@node-1:~$ kubectl get deployment
NAME          READY   UP-TO-DATE   AVAILABLE   AGE
deployment-xyz 1/1     1            1          12s
student@node-1:~$

```

NEW QUESTION 10

.....

Relate Links

100% Pass Your CKAD Exam with ExamBible Prep Materials

<https://www.exambible.com/CKAD-exam/>

Contact us

We are proud of our high-quality customer service, which serves you around the clock 24/7.

Viste - <https://www.exambible.com/>