

2V0-21.23 Dumps

VMware vSphere 8.x Professional

<https://www.certleader.com/2V0-21.23-dumps.html>



NEW QUESTION 1

An administrator has been notified that a number of hosts are not compliant with the company policy for time synchronization.

The relevant portion of the policy states:

- All physical servers must synchronize time with an external time source that is accurate to the microsecond. Which step should the administrator take to ensure compliance with the policy?

- A. Ensure that each vCenter Server Appliance is configured to use a Network Time Protocol (NTP) source.
- B. Ensure that each ESXi host is configured to use a Precision Time Protocol (PTP) source.
- C. Ensure that each ESXi host is configured to use a Network Time Protocol (NTP) source.
- D. Ensure that each vCenter Server Appliance is configured to use a Precision Time Protocol (PTP) source.

Answer: B

Explanation:

To comply with the policy of synchronizing time with an external source that is accurate to the microsecond, the administrator needs to ensure that each ESXi host is configured to use a PTP source, which provides higher accuracy than NTP.

References:

<https://docs.vmware.com/en/VMware-vSphere/7.0/com.vmware.vsphere.vcenterhost.doc/GUID-F7DF1DD3-E3>

NEW QUESTION 2

Which three features are only available when using vSphere Distributed Switches instead of vSphere Standard Switches? (Choose three.)

- A. 802.1Q tagging
- B. Port mirroring
- C. Netflow
- D. Configuration backup and restore
- E. IPv6 support
- F. IPv4 support

Answer: BCD

Explanation:

Three features that are only available when using vSphere Distributed Switches instead of vSphere Standard Switches are port mirroring, which allows monitoring network traffic on a virtual switch port; Netflow, which allows collecting IP traffic information from a virtual switch; and configuration backup and restore, which allows saving and restoring distributed switch settings.

References:

<https://docs.vmware.com/en/VMware-vSphere/7.0/com.vmware.vsphere.networking.doc/GUID-D5960C77-0D1> <https://docs.vmware.com/en/VMware-vSphere/7.0/com.vmware.vsphere.networking.doc/GUID-A59628EA-985> <https://docs.vmware.com/en/VMware-vSphere/7.0/com.vmware.vsphere.networking.doc/GUID-E9EB9D18-692>

NEW QUESTION 3

An administrator manages VM templates and ISO images for a remote office. Their main requirements are to store these templates in a single repository and manage different versions of the templates.

What solution should the administrator deploy to meet these requirements?

- A. A subscribed content library
- B. A local content library
- C. A vSAN datastore
- D. A shared VMFS datastore

Answer: B

Explanation:

<https://4sysops.com/archives/how-to-create-a-vmware-content-library/#:~:text=A%20VMware%20content%20l>

NEW QUESTION 4

During the staging of a patch on a vCenter Server Appliance, an error was encountered and the process stopped. An administrator resolved the root cause and is ready to continue with the staging of the patch.

From the vCenter Management Interface, which action should the administrator take to continue the process from the point at which the error occurred?

- A. Use the Stage and Install option to resume the staging.
- B. Use the Resume option to resume the staging.
- C. Use the Unstage option to restart the staging.
- D. Use the Stage Only option to restart the staging.

Answer: B

Explanation:

docs.vmware.com/en/VMware-vSphere/7.0/com.vmware.vcenter.upgrade.doc/GUID-FF533442-66F0-4797-976

NEW QUESTION 5

An administrator is deploying a new all flash vSAN cluster based on the vSAN Original Storage Architecture (OSA).

What is the minimum supported network throughput in Gb/s for each host?

- A. 50
- B. 10
- C. 25

D. 1

Answer: B

Explanation:

The minimum supported network throughput in Gb/s for each host in an all flash vSAN cluster based on the vSAN Original Storage Architecture (OSA) is 10.

References:

<https://docs.vmware.com/en/VMware-vSphere/7.0/com.vmware.vsphere.vsan-planning.doc/GUID-FCEA0CDD>

vSAN Express Storage Architecture (ESA) are only supported with 25Gbps and higher connection speeds.

ESA ReadyNodes configured for vSAN ESA will be configured with 25/50/100Gbps NICs. vSAN OSA

all-flash configurations are only supported with a 10Gb or higher connections. One reason for this is that the improved performance with an all-flash configuration may consume more network bandwidth between the hosts to gain higher throughput. <https://core.vmware.com/resource/vmware-vsan-design-guide#sec6815-sub3>

NEW QUESTION 6

Which three vSphere features are still supported for Windows-based virtual machines when enabling vSphere's -virtualization-based security feature? (Choose three.)

- A. vSphere vMotion
- B. PCI passthrough
- C. vSphere High Availability (HA) D, vSphere Fault Tolerance
- D. vSphere Distributed Resources Scheduler (DRS)
- E. Hot Add of CPU or memory

Answer: ACE

Explanation:

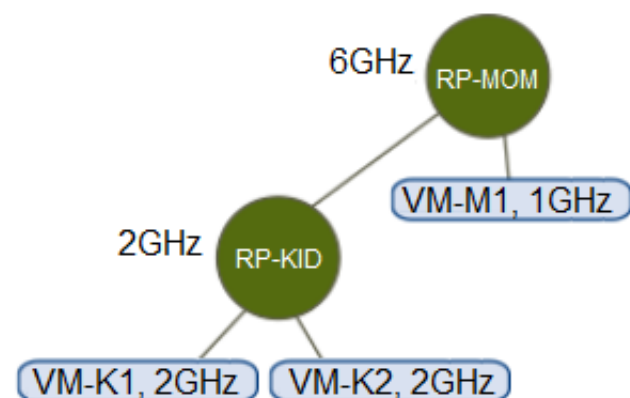
Option A, C and E are correct because they indicate that vSphere features such as vMotion, High Availability (HA) and Distributed Resource Scheduler (DRS) are still supported for Windows-based virtual machines when enabling vSphere's virtualization-based security feature, which provides enhanced protection for guest operating systems and applications against various attacks. Option B is incorrect because PCI passthrough is not supported for Windows-based virtual machines when enabling vSphere's virtualization-based security feature, as this feature requires direct access to physical devices that cannot be shared or protected by hypervisor mechanisms. Option D is incorrect because Fault Tolerance is not supported for Windows-based virtual machines when enabling vSphere's virtualization-based security feature, as this feature requires identical execution states for primary and secondary virtual machines that cannot be guaranteed by hypervisor mechanisms. Option F is incorrect because Hot Add of CPU or memory is not supported for Windows-based virtual machines when enabling vSphere's virtualization-based security feature, as this feature requires

dynamic changes to virtual hardware configuration that cannot be handled by hypervisor mechanisms. References:

<https://docs.vmware.com/en/VMware-vSphere/7.0/com.vmware.vsphere.security.doc/GUID-A2A4371A-B888>

NEW QUESTION 7

Refer to Exhibit:



An environment has the following configuration:

- Resource Pool “RP-MOM” has a reservation of 6GHz and one running virtual machine (VM) “VM-M1” with 1 GHz reserved

- Resource Pool “RP-KID” has a reservation of 2GHz, and expandable reservations is activated

The administrator creates two VMs, “VM-K1” and “VM-K2”, in the “RP-KID” resource pool with 2GHz reserved for each, and turns on “VM-M1”

Given this scenario, which statement is true?

- A. The administrator must deactivate expandable reservations to turn on VM-K2
- B. The administrator can create a third VM (VM-K3?) at RP-KID and reserve 6GHz
- C. VM-K2 can be powered on because it can get the resources needed from RP-MOM.
- D. VM-K2 cannot be powered on because there are not enough resources in RP-KID.

Answer: C

Explanation:

<https://docs.vmware.com/en/VMware-vSphere/8.0/vsphere-resource-management/GUID-60077B40-66FF-4625>

NEW QUESTION 8

An administrator notices a performance issue in VMware vCenter To try and understand more about the performance issue, the administrator needs to gather more information about the vCenter database to eliminate a potential disk space issue.

Which two tools can the administrator use? (Choose two.)

- A. vCenter Management Interface (VAMI)
- B. Perfmon
- C. df
- D. esxtop
- E. vSphere Client

Answer: AC

Explanation:

<https://kb.vmware.com/s/article/76563>

NEW QUESTION 9

An administrator is asked to segregate virtual machine (VM) traffic by VLAN on a vSphere standard switch. The following requirements must be met:

- VLAN ID on the switch port group must be 4095.
- VLAN tagging must be done at the VM level. Which tagging mode is required?

- A. External Switch Tagging (EST)
- B. None
- C. Virtual Guest Tagging (VGT)
- D. Virtual Switch Tagging (VST)

Answer: C

Explanation:

The tagging mode that is required is Virtual Guest Tagging (VGT), which allows VLAN tagging to be done at the VM level. VGT requires that the VLAN ID on the switch port group be set to 4095, which is a special value that indicates that packets from all VLANs are allowed to pass through. References:

<https://docs.vmware.com/en/VMware-vSphere/7.0/com.vmware.vsphere.networking.doc/GUID-D35A0A1C-B6>

<https://kb.vmware.com/s/article/1003806>

NEW QUESTION 10

Exhibit switch

The screenshot shows the vSphere interface for a Distributed Switch (DSwitch VCP-DCV) in the Monitor tab. The left sidebar shows a navigation menu with 'Issues and Alarms', 'Tasks and Events', and 'Health' (highlighted). The main content area shows a table of hosts connected to the switch, with one host 'sa-esxi-01.vclass.k' in a 'Connected' state. Below the table, the 'Health status details' section is visible, showing a table with columns 'VLAN', 'MTU', and 'Teaming and Failover'. The 'Teaming and Failover' column shows a status of '? Unknown'.

Host Name	State
sa-esxi-01.vclass.k	Connected

VLAN	MTU	Teaming and Failover
Status		? Unknown
Details		--

An administrator configures a distributed switch and adds the first VMware ESXi server to it. The administrator also performs the following activities:

- The administrator assigns two uplinks to the distributed switch.
- The administrator enables uplink teaming.

When attempting to perform a health check of the teaming policy, the health status of the Teaming and Failover reports as 'Unknown?', as seen in the exhibit.

What can the administrator change in the distributed switch for the health status to report correctly?

- A. Add a minimum of three hosts with two uplinks each
- B. Add a minimum of two hosts with two uplinks each
- C. Add a minimum of three hosts with four uplinks each
- D. Add a minimum of two hosts with one uplink each

Answer: B

NEW QUESTION 10

An administrator receives reports from the application team of poor performance of a virtual machine (VM). The administrator reviews the virtual machine and discovers that it has 20 snapshots that are over 12 months old.

What could the administrator do to improve the VM's performance?

- A. Inflate the base disk to make space for future snapshots.
- B. Revert to the latest snapshot.
- C. Consolidate all of the snapshots into the base VM.
- D. Identify and delete the largest delta .vmdk file.

Answer: C

Explanation:

<https://4sysops.com/archives/performance-impact-of-snapshots-in-vmware-vsphere-7/#:~:text=As%20you%20k>

NEW QUESTION 13

An administrator is tasked with configuring certificates for a VMware software-defined data center (SDDC) based on the following requirements:

- All certificates should use certificates trusted by the Enterprise Certificate Authority (CA).
- The solution should minimize the ongoing management overhead of replacing certificates.

Which three actions should the administrator take to ensure that the solution meets corporate policy? (Choose three.)

- A. Replace the VMware Certificate Authority (VMCA) certificate with a self-signed certificate generated from the
- B. Replace the machine SSL certificates with custom certificates generated from the Enterprise CA.
- C. Replace the machine SSL certificates with trusted certificates generated from the VMware Certificate Authority (VMCA).
- D. Replace the VMware Certificate Authority (VMCA) certificate with a custom certificate generated from the Enterprise CA.
- E. Replace the solution user certificates with custom certificates generated from the Enterprise CA.
- F. Replace the solution user certificates with trusted certificates generated from the VMware Certificate Authority (VMCA).

Answer: BDE

Explanation:

Option B, D and E are correct because they allow the administrator to replace the machine SSL certificates, the VMware Certificate Authority (VMCA) certificate and the solution user certificates with custom certificates generated from the Enterprise CA, which will ensure that all certificates are trusted by the Enterprise CA and minimize the ongoing management overhead of replacing certificates. Option A is incorrect because replacing the VMCA certificate with a self-signed certificate generated from the VMCA will not ensure that the certificate is trusted by the Enterprise CA. Option C is incorrect because replacing the machine SSL certificates with trusted certificates generated from the VMCA will not ensure that the certificates are trusted by the Enterprise CA. Option F is incorrect because replacing the solution user certificates with trusted certificates generated from the VMCA will not ensure that the certificates are trusted by the Enterprise CA.

References:

<https://docs.vmware.com/en/VMware-vSphere/7.0/com.vmware.vsphere.security.doc/GUID-A2A4371A-B888>

NEW QUESTION 17

Which four elements can a vSphere Lifecycle Manager image contain? (Choose four.)

- A. ESXi base image
- B. ESXi configuration
- C. Vendor agents
- D. Vendor add-ons
- E. BIOS updates
- F. Firmware and drivers add-on
- G. Independent components

Answer: ADFG

Explanation:

<https://docs.vmware.com/en/VMware-vSphere/8.0/vsphere-lifecycle-manager/GUID-9A20C2DA-F45F-4C9B-9> A vSphere Lifecycle Manager image can consist of the following four elements:

ESXi base image

The base image contains an image of VMware ESXi Server and additional components, such as drivers and adapters that are necessary to boot a server. The base image is the only mandatory element in a vSphere Lifecycle Manager image. All other elements are optional.

Vendor add-on

The vendor add-on is a collection of software components that OEMs create and distribute. The vendor add-on can contain drivers, patches, and solutions.

Firmware and drivers add-on

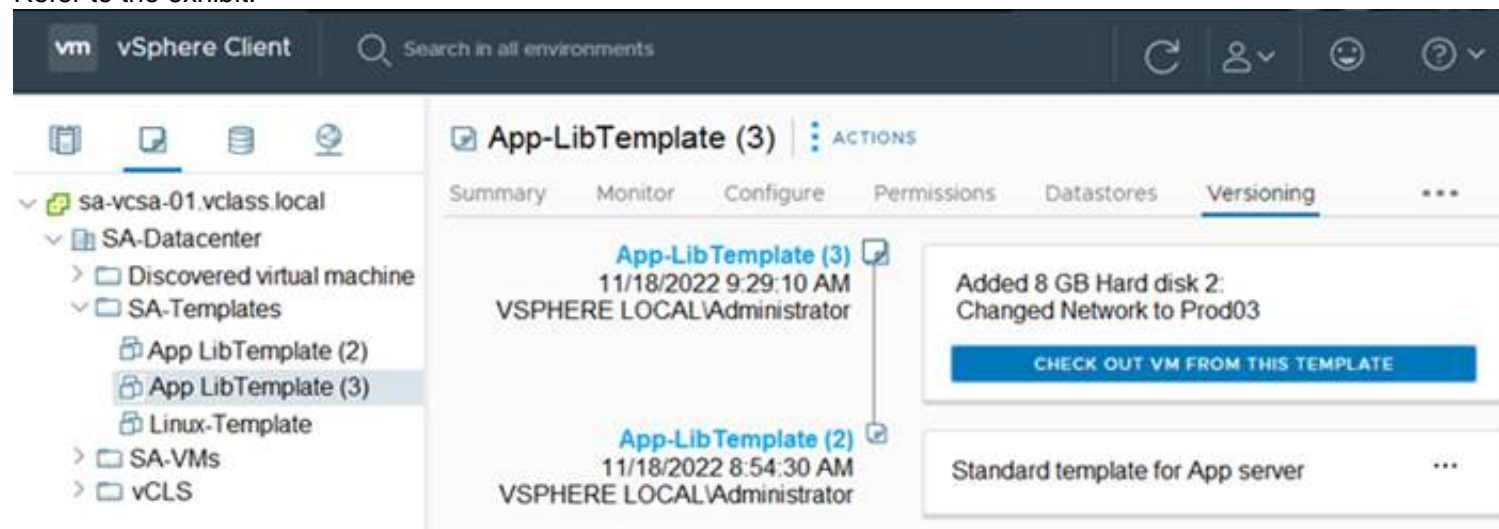
The firmware and drivers add-on is a special type of vendor add-on designed to assist in the firmware update process. The firmware and drivers add-on contains firmware for a specific server type and corresponding drivers. To add a firmware and drivers add-on to your image, you must install the hardware support manager plug-in provided by the hardware vendor for the hosts in the respective cluster.

Independent components

The component is the smallest discrete unit in an image. The independent components that you add to an image contain third-party software, for example drivers or adapters.

NEW QUESTION 18

Refer to the exhibit.



Given the configuration shown in the exhibit, what should the administrator do if the latest VM template contains changes that are no longer needed?

- A. Delete App-LibTemplate (2)
- B. Revert to App-LibTemplate (2)
- C. Delete App-LibTemplate (3)
- D. Check out App-LibTemplate (3)

Answer: B

Explanation:

Deleting App-LibTemplate (3) will remove the changes that are no longer needed and revert to the previous version of the template.

References:

https://docs.vmware.com/en/VMware-vSphere/7.0/com.vmware.vsphere.vm_admin.doc/GUID-9A5093A5-C54

https://docs.vmware.com/en/VMware-vSphere/7.0/com.vmware.vsphere.vm_admin.doc/GUID-D69B0279-CC9 If the latest VM template contains changes that are no longer needed, the administrator should revert to the previous version of the template1.

Here are the steps to revert to a previous version of a template1:

- Navigate to the Versioning tab of the VM template.
- From the vertical timeline, navigate to the previous state of the VM template.
- Click the horizontal ellipsis icon (⋮), and select Revert to This Version.
- The Revert to Version dialog box opens. Enter a reason for the revert operation and click Revert. So, in this case, the correct answer is: B. Revert to App-LibTemplate (2)

This will make App-LibTemplate (2) the current VM template1. Please note that this operation will not delete App-LibTemplate (3), it will simply make App-LibTemplate (2) the current version1.

NEW QUESTION 23

An administrator must gracefully restart a virtual machine (VM) through the vSphere Client but the option is greyed out. The administrator has full administrative access on VMware vCenter and all the objects available in vCenter, but has no access to log onto the operating system.

Which action should the administrator take to meet the objective?

- A. Upgrade the virtual hardware
- B. Migrate the VM to another host
- C. Install VMware Tools
- D. Restart vCenter

Answer: C

Explanation:

Installing VMware Tools will enable the graceful restart option for the virtual machine, as well as other features such as time synchronization and guest OS customization.

References:

https://docs.vmware.com/en/VMware-vSphere/7.0/com.vmware.vsphere.vm_admin.doc/GUID-9A5093A5-C54

NEW QUESTION 25

What is the minimum network throughput in Gb/s for vSAN using the Express Storage Architecture (ESA)?

- A. 50
- B. 25
- C. 1
- D. 10

Answer: D

Explanation:

<https://core.vmware.com/resource/vmware-vsan-design-guide#:~:text=Summary%20of%20Network%20Design>

NEW QUESTION 29

After a number of outages within a production VMware software-defined data center, an administrator is tasked with identifying a solution to meet the following requirements:

- Reduce the risk of outages by proactively identifying issues with the environment and resolving them.
- Reduce the complexity of uploading log bundles when raising support tickets.

Which solution should the administrator recommend to meet these requirements?

- A. VMware Aria Operations for Logs
- B. VMware Skyline Advisor Pro
- C. VMware Skyline Health
- D. VMware Aria Operations

Answer: B

Explanation:

Skyline Advisor Pro is a self-service web application that enables you to receive proactive intelligence with new insights, accelerated analysis, and simplified design, within a web browser. To activate Skyline Advisor Pro, upgrade your Skyline Collector to Skyline Collector 3.0 or later versions.

The solution that should be recommended to reduce the risk of outages by proactively identifying and resolving issues with the environment and reducing the complexity of uploading log bundles is VMware Skyline Health, which provides automated support and proactive recommendations for vSphere.

NEW QUESTION 31

Which feature would allow for the non-disruptive migration of a virtual machine between two clusters in a single VMware vCenter instance?

- A. vSphere vMotion
- B. Cross vCenter Migration
- C. vSphere Storage vMotion
- D. vSphere Fault Tolerance

Answer: A

Explanation:

vSphere vMotion allows for the non-disruptive migration of a virtual machine between two clusters in a single vCenter instance, as long as there is shared storage and network connectivity between the clusters.

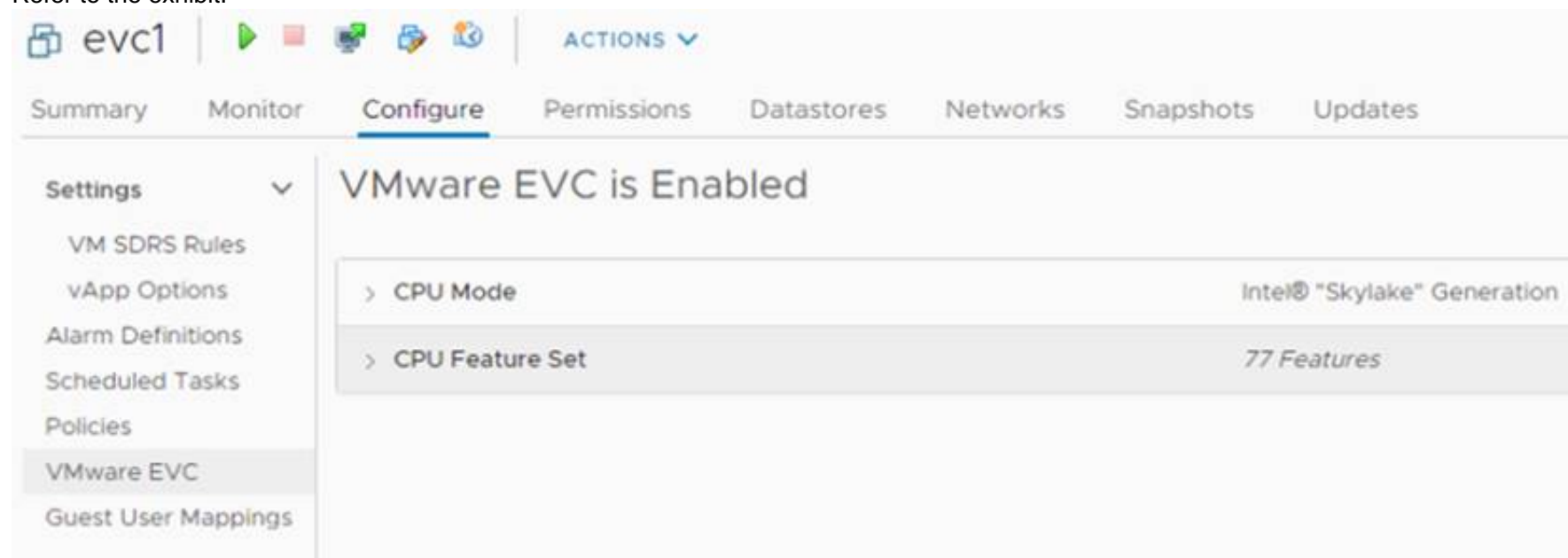
References:

<https://docs.vmware.com/en/VMware-vSphere/7.0/com.vmware.vsphere.vcenterhost.doc/GUID-3B41119A-127>

vMotion is used to move the VM to a different cluster within the same vCenter. This only works if both clusters share the same storage. If they don't you also need to perform a Storage vMotion. Cross vCenter Migration is only used to migrate to a different vCenter.

NEW QUESTION 32

Refer to the exhibit.



An administrator is tasked with adding new capacity to an existing software-defined data center (SDDC).

- The SDDC currently hosts two vSphere clusters (ClusterA and ClusterB) with different CPU compatibilities.
- vSphere vMotion and vSphere Distributed Resource Scheduler (DRS) are currently in use in the SDDC.
- The new capacity will be implemented by provisioning four ESXi hosts running a new generation of Intel Skylake CPUs.
- All workload virtual machines (VMs) must support live migration to any cluster in the SDDC.

The administrator noticed the running critical "ever virtual machine (VM) shown in the exhibit is not migrating using vSphere vMotion to the original Clusters A or B. Which three steps must the administrator take to support this functionality? (Choose three.)

- A. Power on the VM.
- B. Disable the Enhanced vMotion Compatibility (EVC) on the VM.
- C. Reboot the VM.
- D. Configure the Enhanced vMotion Compatibility (EVC) on vSphere Cluster A and B to support Intel Skylake.
- E. Power off the VM.
- F. Configure the Enhanced vMotion Compatibility (EVC) on the VM to Intel Skylake.

Answer: ADE

NEW QUESTION 35

An administrator has a host profile named Standard-Config. The administrator wants to change the other host profiles to use only the storage configuration settings that are defined in the Standard-Config host profile.

What should the administrator do to make this change?

- A. Export host customizations and import them to the other host profiles.
- B. Copy the storage settings from Standard-Config to all other host profiles.
- C. Duplicate the Standard-Config host profile and only modify the storage configuration settings.
- D. Export the Standard-Config host profile and attach it to the other hosts.

Answer: B

Explanation:

Option B is correct because it allows the administrator to copy the storage settings from Standard-Config host profile to all other host profiles without affecting other settings. Option A is incorrect because it only exports host customizations and not host profile settings. Option C is incorrect because it creates a new host profile instead of modifying the existing ones. Option D is incorrect because it attaches the Standard-Config host profile to the other hosts instead of changing their host profiles. References: <https://docs.vmware.com/en/VMware-vSphere/7.0/com.vmware.vsphere.hostprofiles.doc/GUID-F1A1D1D0-D6>

NEW QUESTION 37

An administrator is preparing for a deployment of a new vCenter Server Appliance. The following information has been provided to complete the deployment:

- ESXi Host name (FQDN): esx01.corp.local . ESXi IP Address: 172.20.10.200
- vCenter Server Name (FQDN): vcasa01.corp.local
- vCenter Server IP Address: 172.20.10.100
- NTP Server: 172.20.10.20
- DNS Server: 172.20.10.1
- Deployment Size: Tiny
- Storage Size: Default

Which two actions must the administrator complete before starting the installation of the vCenter Server Appliance? (Choose two.)

- A. Create a DNS CNAME record for the vCenter Server (vcasa01.corp.local)
- B. Create a DNS CNAME record for the ESXi Host server (esx01.corp.local)
- C. Create a reverse DNS A record for the vCenter Server (vcasa01).
- D. Create a reverse DNS A record for the ESXi Host server (esx01)
- E. Create a forward DNS A record for the vCenter Server (vcasa01).

Answer: CE

Explanation:

The administrator must create a forward DNS A record for the vCenter Server (vcasa01), which maps the FQDN of the vCenter Server to its IP address. The

administrator must also create a reverse DNS A record for the ESXi Host server (esx01), which maps the IP address of the ESXi Host to its FQDN. These DNS records are required for name resolution and certificate validation during the deployment of the vCenter Server Appliance. References:

<https://docs.vmware.com/en/VMware-vSphere/7.0/com.vmware.vcenter.install.doc/GUID-88571D8A-46E1-464>

<https://docs.vmware.com/en/VMware-vSphere/8.0/vsphere-vcenter-upgrade/GUID-752FCA83-1A9B-499E-9C6> If you plan to use an FQDN for the appliance system name, you must verify that the FQDN is resolvable by a DNS server, by adding forward and reverse DNS A records.

NEW QUESTION 42

When configuring vCenter High Availability (HA), which two statements are true regarding the active, passive, and witness nodes? (Choose two.)

- A. Network latency must be less than 10 milliseconds.
- B. They must have a supported Wide Area Network (WAN).
- C. They must have a minimum of a 10 Gbps network adapter
- D. They must have a minimum of a 1 Gbps network adapter.
- E. Network latency must be more than 10 milliseconds.

Answer: AD

Explanation:

When configuring vCenter High Availability (HA), two of the requirements for the active, passive, and witness nodes are that network latency must be less than 10 milliseconds, which ensures reliable communication between them; and they must have a minimum of a 1 Gbps network adapter, which provides sufficient bandwidth for data replication.

References:

<https://docs.vmware.com/en/VMware-vSphere/7.0/com.vmware.vsphere.avail.doc/GUID-F01B2F12-C5BB-4C5>

NEW QUESTION 44

An administrator plans to update the Supervisor cluster and has noticed some of the Tanzu Kubernetes Grid clusters are running an incompatible version. Which action must the administrator take before proceeding with the Supervisor cluster update?

- A. Update all Tanzu Kubernetes Grid clusters to the latest version prior to the Supervisor cluster update.
- B. No action is needed - Tanzu Kubernetes Grid clusters will be updated automatically as part of the update process.
- C. No action is needed - Incompatible Tanzu Kubernetes Grid clusters can be manually updated after the Supervisor cluster update.
- D. Update incompatible Tanzu Kubernetes Grid clusters prior to the Supervisor cluster update.

Answer: D

Explanation:

Option D is correct because it indicates that the administrator must update incompatible Tanzu Kubernetes Grid clusters prior to the Supervisor cluster update, as this will ensure that there are no compatibility issues or disruptions during or after the update process. Option A is incorrect because it is not necessary to update all Tanzu Kubernetes Grid clusters to the latest version prior to the Supervisor cluster update, as some clusters may already be compatible with the new version. Option B is incorrect because Tanzu Kubernetes Grid clusters will not be updated automatically as part of the update process, as they require manual intervention from the administrator. Option C is incorrect because incompatible Tanzu Kubernetes Grid clusters cannot be manually updated after the Supervisor cluster update, as they may become inaccessible or unstable due to compatibility issues. References:

<https://docs.vmware.com/en/VMware-vSphere/7.0/vmware-vsphere-with-tanzu/GUID-9F9E3F8C-0E2B-4B6A>

<https://docs.vmware.com/en/VMware-vSphere/8.0/vsphere-with-tanzu-maintenance/GUID-292482C2-A5FA-44> If a Tanzu Kubernetes Grid cluster is incompatible with vSphere 8, upgrade the cluster before proceeding with the system upgrade.

NEW QUESTION 45

An administrator is creating a content library to manage VM templates and ISO images. The administrator wants to password-protect the images and templates and share them with a remote site.

Which two tasks must the administration perform when creating the content library? (Choose two.)

- A. Publish the local content library.
- B. Enable the security policy.
- C. Create a subscribed content library.
- D. Select an NFS datastore.
- E. Enable authentication.

Answer: AE

Explanation:

To password-protect and share images and templates with a remote site, the administrator needs to publish the local content library, which makes it available for subscription by other vCenter Server instances; and enable authentication, which requires users to enter credentials when accessing the content library.

References:

https://docs.vmware.com/en/VMware-vSphere/7.0/com.vmware.vsphere.vm_admin.doc/GUID-FBEED81C-F9D

NEW QUESTION 50

An administrator creates a new corporate virtual machine (VM) template every month to include all of the latest patches. The administrator needs to ensure that the new VM template is synchronized from the primary data center site (London) to two secondary data center sites (Tokyo and New York). The administrator is aware that datastore space is limited within the secondary data center sites. The administrator needs to ensure that the VM template is available in the secondary sites the first time a new virtual machine is requested.

Which four steps should the administrator take to meet these requirements? (Choose four.)

- A. Create a new published content library at the primary site.
- B. Add the virtual machine template to the subscribed content library.
- C. Create a new published content library in each secondary site.
- D. Create a new subscribed content library in each secondary site.
- E. Configure the subscribed content library to download content when needed.
- F. Configure each subscribed content library to download content immediately.
- G. Add the virtual machine template to the published content library.

Answer: ADEG

Explanation:

To meet the requirements of synchronizing and protecting images and templates with limited datastore space, the administrator needs to create a new published content library at the primary site, which makes it available for subscription by other vCenter Server instances; create a new subscribed content library in each secondary site, which allows accessing content from a published content library; configure the subscribed content library to download content when needed, which saves datastore space by only downloading content on demand; and add the virtual machine template to the published content library, which makes it available for other hosts to use.

References:

https://docs.vmware.com/en/VMware-vSphere/7.0/com.vmware.vsphere.vm_admin.doc/GUID-FBEED81C-F9D

NEW QUESTION 55

An administrator remotely deploys VMware ESXi using an out of band management connection and now needs to complete the configuration of the management network so that the host is accessible through the vSphere Host Client.

The following information has been provided to complete the configuration:

- Host FQDN esxi01corp.local
- Management VLAN ID: 10 DHCP: No
- Management IP Address: 172.16.10.101/24
- Management IP Gateway: 172.16.10.1
- . Corporate DNS Servers: 172.16.10.5, 172.16.10.6
- DNS Domain: corp.local

In addition, all host configurations must also meet the following requirements:

- The management network must use only IPv4 network protocols.
- The management network must be fault tolerant

Which four high level tasks should the administrator complete in the Direct Console User Interface (DCUI) in order to meet the requirements and successfully log into the vSphere Host Client? (Choose four.)

- A. Set the value of the VMware ESXi Management Network VLAN ID to 10
- B. Configure at least two network adapters for the VMware ESXi Management Network
- C. Update the VMware ESXi Management Network IPv4 configuration to use a static IPv4 address
- D. Create a DNS A Record for the VMware ESXi host on the corporate DNS servers
- E. Disable IPv6 for the VMware ESXi Management Network
- F. Restore the original Management vSphere Standard Switch.
- G. Update the VMware ESXi Management Network DNS configuration to use the corporate DNS serversfor ' names resolution

Answer: ABCD

NEW QUESTION 58

An administrator needs to consolidate a number of physical servers by migrating the workloads to a software-defined data center solution.

Which VMware solution should the administrator recommend?

- A. VMware Horizon
- B. VMware vSAN
- C. VMware vSphere
- D. VMware

Answer: C

Explanation:

Option C is correct because VMware vSphere is the solution that provides a software-defined data center platform that can consolidate physical servers by migrating the workloads to virtual machines. Option A is incorrect because VMware Horizon is a solution for virtual desktop infrastructure (VDI) and application delivery. Option B is incorrect because VMware vSAN is a solution for software-defined storage that is integrated with vSphere. Option D is incorrect because VMware NSX is a solution for software-defined networking that is integrated with vSphere. References: <https://www.vmware.com/products/vsphere.html>

NEW QUESTION 59

An administrator is tasked with implementing a backup solution capable of backing up the Supervisor cluster, vSphere Pods, and persistent volumes.

Which two solutions must be used to meet this requirement? (Choose two.)

- A. VMware vCenter
- B. Standalone Velero and Restic
- C. NSX-T Manager
- D. vSphere Host Client
- E. Velero Plugin for vSphere

Answer: BE

Explanation:

<https://docs.vmware.com/en/VMware-vSphere/7.0/vmware-vsphere-with-tanzu/GUID-9816E07A-466C-451D-A>

NEW QUESTION 63

An administrator is tasked with deploying a new on-premises software-defined data center (SDDC) that will contain a total of eight VMware vCenter instances.

The following requirements must be met:

- All vCenter instances should be visible in a single vSphere Client session.
- All vCenter inventory should be searchable from a single vSphere Client session.
- Any administrator must be able to complete operations on any vCenter instance using a single set of credentials.

What should the administrator configure to meet these requirements?

- A. Two Enhanced Linked Mode groups consisting of four vCenter instances each in a Single Sign-On domain.
- B. A single Hybrid Linked Mode group consisting of four vCenter instances each in a Single Sign-On domain.

- C. A single Enhanced Linked Mode group consisting of eight vCenter instances in one Single Sign-On domain.
D. A single Hybrid Linked Mode group consisting of eight vCenter instances in one Single Sign-On domain.

Answer: B

Explanation:

To meet the requirements of viewing and searching all vCenter instances and inventory with a single vSphere Client session and a single set of credentials, the administrator needs to configure a single Enhanced Linked Mode group consisting of eight vCenter instances in one Single Sign-On domain.

References:

<https://docs.vmware.com/en/VMware-vSphere/7.0/com.vmware.vsphere.vcenterhost.doc/GUID-39A8C7F4-8D8>

<https://docs.vmware.com/en/VMware-vSphere/8.0/vsphere-vcenter-installation/GUID-4394EA1C-0800-4A6A->

NEW QUESTION 67

What is the role of vSphere Distributed Services Engine?

- A. Provide a live shadow Instance of a virtual machine (VM) that mirror, the primary VM to prevent data loss and downtime during outages
B. Implement Quality of Service (QoS) on network traffic within a vSphere Distributed Switch
C. Provide hardware accelerated data processing to boost infrastructure performance
D. Redistribute virtual machines across vSphere cluster host affinity rules following host failures or during maintenance operations

Answer: C

Explanation:

The role of vSphere Distributed Services Engine is to provide hardware accelerated data processing to boost infrastructure performance by offloading network services from the CPU to the DPU.

References: <https://core.vmware.com/resource/whats-new-vsphere-8>

NEW QUESTION 72

What are three options an administrator can configure after creating a vSphere Namespace? (Choose three.)

- A. Backup schedule
B. Certificates
C. Storage policies
D. Update policies
E. Permissions
F. Resource and Object limits

Answer: CEF

Explanation:

After creating a vSphere Namespace, three of the options that an administrator can configure are storage policies, which define how storage resources are allocated for objects within a namespace; permissions, which define who can access and manage objects within a namespace; and resource and object limits, which define how much CPU, memory, storage, and network resources can be consumed by objects within a namespace.

References:

<https://docs.vmware.com/en/VMware-vSphere/7.0/vmware-vsphere-with-tanzu/GUID-C2E9B5C1-D6F1-4E9B>

<https://docs.vmware.com/en/VMware-vSphere/8.0/vsphere-with-tanzu-services-workloads/GUID-177C23C4-E>

NEW QUESTION 76

An administrator is investigating user logon failures for a VMware vCenter instance

Where can the administrator find log files containing information related to user login activities?

- A. On the vCenter Management Interface
B. On the ESXi host using the Direct Console User Interface (®)
C. On the vCenter Server Appliance
D. In the vSphere Client when viewing the vCenter virtual machine

Answer: C

Explanation:

The administrator can find log files containing information related to user login activities on the vCenter Server Appliance, which is a preconfigured Linux-based virtual machine that runs all vCenter Server services. The log files are located in /var/log/vmware/vmware-vpx/vpxd.log and /var/log/vmware/sso/ssoAdminServer.log directories. References:

<https://docs.vmware.com/en/VMware-vSphere/8.0/com.vmware.vsphere.troubleshooting.doc/GUID-5F9A7E49>

NEW QUESTION 80

A vSphere cluster has the following configuration:

- Virtual machines (VMs) are running Production and Test workloads
- vSphere Distributed Resource Scheduler (DRS) is enabled
- There are no resource pools in the cluster

Performance monitoring data shows that the Production workload VMs are not receiving their fully allocated memory when the vSphere cluster is fully utilized.

A combination of which two steps could the administrator perform to ensure that the Production VMs are always guaranteed the full allocation of memory? (Choose two.)

- A. Assign a custom memory share value to the resource pool containing the Production VMs.
B. Assign a memory reservation value to the resource pool containing the Production VMs.
C. Create a parent resource pool for the Production VMs.
D. Create a sibling resource pool for each of the Production and Test VMs.
E. Create a child resource pool for the Test VMs.

Answer: BD

Explanation:

<https://docs.vmware.com/en/VMware-vSphere/8.0/vsphere-resource-management/GUID-60077B40-66FF-4625>

NEW QUESTION 82

A VMkernel port is labelled PROD01 and uses the default TCP/IP stack. Currently, this VMkernel port is configured for supporting live virtual machine (VM) migrations.

Which configuration change should the administrator make to isolate live VM migration traffic from other network traffic?

- A. Remove PROD01 and create a new VMkernel port and set the TCP/IP stack to vSphere vMotion.
- B. Remove PROD01 and create a new VMkernel port with the TCP/IP stack set to provisioning.
- C. Create a new VMkernel port and set the TCP/IP stack to provisioning.
- D. Modify PROD01 by changing the TCP/IP stack to vSphere vMotion.

Answer: A

Explanation:

Select a TCP/IP stack from the list. Once you set a TCP/IP stack for the VMkernel adapter, you cannot change it later. If you select the vMotion or the Provisioning TCP/IP stack, you will be able to use only these stacks to handle vMotion or Provisioning traffic on the host. All VMkernel adapters for vMotion on the default TCP/IP stack are disabled for future vMotion sessions. If you set the Provisioning TCP/IP stack, VMkernel adapters on the default TCP/IP stack are disabled for operations that include Provisioning traffic, such as virtual machine cold migration, cloning, and snapshot migration.

<https://docs.vmware.com/en/VMware-vSphere/8.0/vsphere-networking/GUID-AA3656B0-005A-40A0-A293-43>

NEW QUESTION 83

administrator successfully installs VMware ESXi onto the first host of a new vSphere duster but makes no additional configuration changes. When attempting to log into the vSphere Host Client using the Fully Qualified Domain Name (FQDN) of the host, the administrator receives the following error message:

“server Not Found –we can’t connect to the server at esxi101.corp.local.”

- Host FQDN: esxi 101. Corp. local
- Management VLAN ID: 10
- DHCP: No
- Management IP Address: 172.16.10.101/24
- Management IP Gateway: 172.16.10.1
- Corporate DNS Servers: 172.16.10.5, 172.16.10.6
- DNS Domain: corp.local

Which three high level tasks should the administrator complete, at a minimum, in order to successfully log into the the vSphsrs Host Client using the FQDN for the exxi101 and complete the configuration (Choose three.)

- A. Ensure a DNS A Record Is created for the VMware ESXI host on the corporate DNS servers,
- B. Update the VMware ESXI Management Network DNS configuration to use the corporate DNS servers for name, resolution,
- C. Update the VMware ESXI Management Network IPv4 configuration to use a static a IPv4 address.
- D. Configure at least two network adapters for the VMware ESXI Management Network.
- E. Set the value of the VMware ESXI Management Network VLAN ID to 10.
- F. Disable IPv6 for the VMware ESXI Management Network.

Answer: AB

Explanation:

To successfully log into the vSphere Host Client using the FQDN for the ESXi host, the administrator needs to ensure a DNS A Record is created for the VMware ESXi host on the corporate DNS servers, which maps its FQDN to its IP address; and update the VMware ESXi Management Network DNS configuration to use the corporate DNS servers for name resolution, which allows resolving its FQDN.

References:

<https://docs.vmware.com/en/VMware-vSphere/7.0/com.vmware.vsphere.networking.doc/GUID-D2F9C9A9-5F2> <https://docs.vmware.com/en/VMware-vSphere/7.0/com.vmware.vsphere.networking.doc/GUID-9F1D4E96-339>

NEW QUESTION 84

An administrator is tasked with applying updates to a vSphere cluster running vSAN using vSphere Lifecycle Manager. Downtime to the ESXi hosts must be minimal while the work is completed.

The administrator has already completed the following steps and no errors have been returned:

- Downloaded all applicable software and created a new Image
- Attached the new Image to the cluster and run a compliance check against the Image for the cluster
- Ran a remediation pre-check for the cluster

Which two series of steps should the administrator perform to start the remediation of the cluster using the new image? (Choose two.)

- A. * 1. Use the Remediate option in vSphere Lifecycle Manager to remediate all of the ESXi hosts in the cluster in parallel.* 2. Allow vSphere Lifecycle Manager to automatically control maintenance mode on the ESXi hosts.
- B. * 1. Place each of the ESXi hosts into maintenance mode manually.* 2. Use the Stage option in vSphere Lifecycle Manager to stage the required software on all ESXi hosts one at a time.
- C. * 1. Leave all ESXi hosts in the cluster operational.* 2. Use the Stage All option in vSphere Lifecycle Manager to stage the required software onto all ESXi hosts one at a time.
- D. * 1 Leave all ESXi hosts in the cluster operational* 2. Use the Stage All option in vSphere Lifecycle Manager to stage the required software onto all ESXi hosts in the cluster In parallel.
- E. * 1 Use the Remediate Option In vSphere Lifecycle Manager to remediate all of the ESXi hosts In the cluster In sequence.* 2. Allow vSphere Lifecycle Manager to automatically control maintenance mode on the ESXi hoy

Answer: AD

Explanation:

Option A and D are correct because they allow vSphere Lifecycle Manager to automatically control maintenance mode on the ESXi hosts and remediate them in parallel or in sequence. Option B and C are incorrect because they require manual intervention to place the hosts into maintenance mode or to stage the software

on each host, which is not efficient or minimal downtime. References: <https://docs.vmware.com/en/VMware-vSphere/7.0/com.vmware.vsphere-lifecycle-manager.doc/GUID-9F9E3F8>

NEW QUESTION 88

An administrator is working with VMware Support and is asked to provide log bundles for the ESXi hosts in an environment. Which three options does the administrator have? (Choose three.)

- A. Generate a combined log bundle for all ESXi hosts using the vCenter Management Interface.
- B. Generate a separate log bundle for each ESXi host using the vSphere Host Client.
- C. Generate a combined log bundle for all ESXi hosts using the vSphere Client.
- D. Generate a separate log bundle for each ESXi host using the vSphere Client.
- E. Generate a separate log bundle for each ESXi host using the vCenter Management Interface.
- F. Generate a combined log bundle for all ESXi hosts using the vSphere Host Client.

Answer: BCD

Explanation:

Option B, C and D are correct because they are valid methods to generate log bundles for individual or multiple ESXi hosts using different interfaces. Option A and E are incorrect because they are not possible options to generate log bundles for all ESXi hosts using the vCenter Management Interface. Option F is incorrect because it is not possible to generate a combined log bundle for all ESXi hosts using the vSphere Host Client. References:

<https://docs.vmware.com/en/VMware-vSphere/7.0/com.vmware.vsphere.troubleshooting.doc/GUID-9A94C3D1>

NEW QUESTION 92

An administrator is configuring vSphere Lifecycle Manager to install patches to a vSphere cluster. The cluster runs workload virtual machines (VMs) that are incompatible with vSphere vMotion, and therefore cannot be live migrated between hosts during the installation of the patches. Which configuration in vSphere Lifecycle Manager will allow the administrator to reduce the downtime associated with the patching operation without migrating the VMs?

- A. Enable Distributed Power Management (DPM) and set the VM power state to the suspend to disk option
- B. Enable Quick Boot and set the VM power state to the suspend to disk option
- C. Enable vSphere High Availability (HA) admission control and set the VM power state to the suspend to memory option
- D. Enable Quick Boot and set the VM power state to the suspend to memory option

Answer: D

Explanation:

<https://docs.vmware.com/en/VMware-vSphere/8.0/vsphere-lifecycle-manager/GUID-06A5D316-9452-4A5D-A> The administrator should enable Quick Boot and set the VM power state to the suspend to memory option, which will allow the administrator to reduce the downtime associated with the patching operation without migrating the VMs. Quick Boot is a feature that skips the hardware initialization phase during host reboot, which reduces the system boot time. Suspend to memory is an option that preserves the state of the VMs in the host memory and restores them from memory after the reboot, which minimizes the VM downtime. These two features work together to optimize the remediation process and speed up the patching operation. References: <https://docs.vmware.com/en/VMware-vSphere/7.0/com.vmware.vsphere-lifecycle-manager.doc/GUID-5AF3C6>

NEW QUESTION 94

An administrator is tasked with providing users access to objects within an existing VMware vCenter instance. The vCenter inventory has a single data center with one management vSphere cluster and five workload vSphere clusters.

The following requirements must be met for assigning the users access:

- Users must only be able to view all of the inventory objects associated with the management vSphere cluster.
- Users must be able to edit all of the inventory objects associated with the workload vSphere clusters. The administrator creates a custom role to provide the permissions needed to allow users to edit inventory objects.

Which series of steps should the administrator complete to assign the custom role and provide the required level of access to users?

- A. Apply Global permissions to assign the Read Only role to the root vCenter object. Apply vCenter permissions to assign the custom role to the workload vSphere clusters and enable propagation.
- B. Apply Global permissions to assign the Read Only role to the root vCenter object and enable propagation
- C. Apply vCenter permissions to assign the custom role to the workload vSphere clusters and enable propagation.
- D. Apply Global permissions to assign the Read Only role to the root vCenter object
- E. Apply vCenter permissions to assign the custom role to the workload vSphere clusters.
- F. Apply Global permissions to assign the Read Only role to the root vCenter object and enable propagation
- G. Apply vCenter permissions to assign the custom role to the workload vSphere clusters.

Answer: D

Explanation:

Option D is correct because it allows the administrator to apply Global permissions to assign the Read Only role to the root vCenter object and enable propagation, which will apply to all of the inventory objects in vCenter, and then apply vCenter permissions to assign the custom role to the workload vSphere clusters, which will override the Global permissions and allow users to edit all of the inventory objects associated with the workload vSphere clusters. Option A is incorrect because it will not enable propagation for the Global permissions, which will limit the Read Only role to the root vCenter object only. Option B is incorrect because it will enable propagation for both the Global and vCenter permissions, which will create a conflict between the Read Only and custom roles. Option C is incorrect because it will not enable propagation for either the Global or vCenter permissions, which will limit the Read Only role to the root vCenter object only and the custom role to the workload vSphere clusters only. References:

<https://docs.vmware.com/en/VMware-vSphere/7.0/com.vmware.vsphere.security.doc/GUID-A2A4371A-B888>

NEW QUESTION 98

An administrator notices a Fibre Channel adapter in an ESXi host has been experiencing inconsistent connectivity states. Which trigger can be used to quickly identify the issue and alert the administrator so that the issue can be resolved?

- A. Host Connection Lost
- B. Lost Network Path Redundancy
- C. Lost Network Connectivity
- D. Lost Storage Connectivity

Answer: D

Explanation:

<https://kb.vmware.com/s/article/2014553>

Book course: 6-23 Fibre Channel SAN Components Using SAN switches, you can set up path redundancy to address any path failures from host server to switch, or from storage array to switch. 6-25 Multipathing with Fibre Channel By default, ESXi hosts use only one path from a host to a given LUN at any one time. If the path actively being used by the ESXi host fails, the server selects another available path.

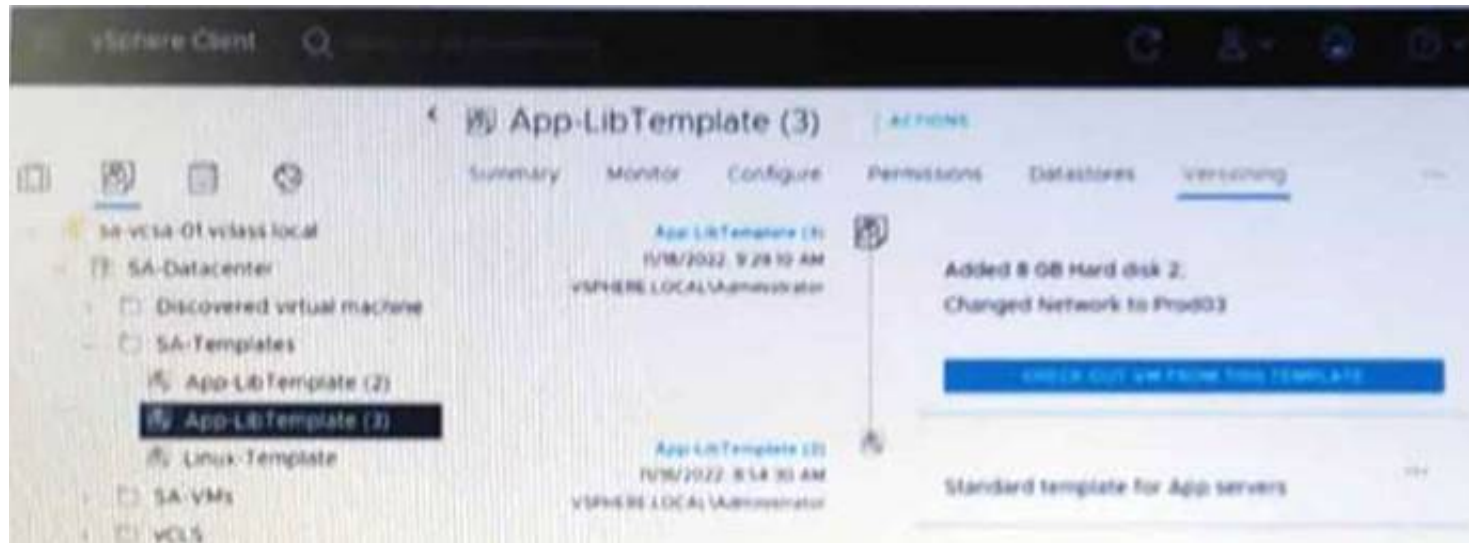
The trigger that can be used to quickly identify the issue and alert the administrator so that the issue can be resolved is:

Lost Storage Connectivity

This alert is triggered when an ESXi host loses connectivity to storage devices. In this case, it would alert the administrator to the inconsistent connectivity states of the Fibre Channel adapter12.

NEW QUESTION 101

Refer to the exhibit.



Given the configuration shown in the exhibit, what must the administrator do to delete only the latest version of the template?

- A. Delete App-LibTemplate (3) from the SA-Templates folder.
- B. In the SA-template folder, rename App-LibTemplate (2) to App-LibTemplate
- C. Check out AppLibTemplate (3) and delete the template from the SA-Templates folder.
- D. Revert to APP-LibTemplate (2) and delete App-LibTemplate (3).

Answer: D

Explanation:

Option D is correct because it allows the administrator to delete only the latest version of the template by reverting to the previous version and then deleting the current version. Option A is incorrect because it deletes the entire template and not just the latest version. Option B is incorrect because it renames the previous version to the current version and does not delete anything. Option C is incorrect because it checks out the latest version and deletes it from the folder, but not from the library. References:

https://docs.vmware.com/en/VMware-vSphere/7.0/com.vmware.vsphere.vm_admin.doc/GUID-9F9E3F8C-0E2

NEW QUESTION 102

An administrator has Windows virtual machines (VMs) and VMware Tools is installed in each VM. The administrator performs a status check of VMware Tools using vSphere Lifecycle Manager.

What is the VMware Tools status for the Windows VMs if the version of VMware Tools has a known problem and must be immediately upgraded?

- A. Version Unsupported
- B. Guest Managed
- C. Unknown
- D. Upgrade Available

Answer: A

Explanation:

If VMware Tools has a known problem, the tools status will be Version Unsupported <https://docs.vmware.com/en/VMware-vSphere/7.0/com.vmware.vsphere-lifecycle-manager.doc/GUID-12649CB>

NEW QUESTION 107

An administrator has mapped three vSphere zones to three vSphere clusters.

Which two statements are true for this vSphere with Tanzu zonal Supervisor enablement? (Choose two.)

- A. One Supervisor will be created in a specific zone.
- B. One Supervisor will be created across all zones.
- C. Three Supervisors will be created in Linked Mode.
- D. Individual vSphere Namespaces will be placed into a specific zone.
- E. Individual vSphere Namespaces will be spread across all zones.

Answer: BE

Explanation:

For a vSphere with Tanzu zonal Supervisor enablement where three vSphere zones are mapped to three vSphere clusters, the following two statements are true:
B. One Supervisor will be created across all zones. In a three-zone deployment, all three vSphere clusters become one Supervisor.
E. Individual vSphere Namespaces will be spread across all zones. You can distribute the nodes of your Tanzu Kubernetes Grid clusters across all three vSphere zones, thus providing HA for your Kubernetes workloads at a vSphere cluster level.

NEW QUESTION 110

An administrator is looking to deploy a new VMware vCenter Instance. The current environment consists of 75 hosts and is expected to grow up to 100 hosts over the next three years.
Which deployment size should the administrator select?

- A. Medium
- B. Tiny
- C. Large
- D. Small

Answer: D

Explanation:

VMWare: Small environment (up to 100 hosts or 1,000 virtual machines) Medium environment (up to 400 hosts or 4,000 virtual machine)
<https://docs.vmware.com/en/VMware-vSphere/7.0/com.vmware.vcenter.install.doc/GUID-88571D8A-46E1-464> The administrator should select the small deployment size for the new vCenter Server instance, which is suitable for an environment with up to 100 hosts or 1,000 virtual machines. The small deployment size has 4 vCPUs and 19 GB of memory, which can handle the current and expected growth of the environment. The other deployment sizes are either too large or too small for the environment. References:
<https://docs.vmware.com/en/VMware-vSphere/7.0/com.vmware.vcenter.install.doc/GUID-88571D8A-46E1-464>

NEW QUESTION 114

An administrator needs to update a VMware vCenter instance to a newer minor release version. Due to restrictions within the environment, the vCenter instance does not have access to the Internet. As a first step, the administrator downloads the required update on another machine.

What are the next steps the administrator must perform to complete the update? A Place the update ISO file in a Virtual Machine File System (VMFS) datastore. ' Use the vSphere Client to select the update ISO file as the source for the update.

- A. Place the update ISO file in a Virtual Machine File System (VMFS) datastore. Use the vSphere Client to select the update ISO file as the source for the update
- B. Mount the ISO update file to the CD-ROM drive of the vCenter instance. Use the vCenter Management Interface to select the CD-ROM as the source for the update
- C. Place the ISO update file in a folder accessible to the vCenter instance over HTTPS. Use the vCenter Management Interface to select the update file as the source for the update
- D. Place the ZIP update file in a folder accessible to the vCenter instance over HTTPS. Use the vSphere Client to select the update file as the source for the update.

Answer: B

Explanation:

<https://4sysops.com/archives/three-ways-to-update-vmware-vcenter-server-appliance-vcsa/>

NEW QUESTION 119

After adding a new vSphere ESXi host with identical hardware configuration to an existing vSphere cluster, which task would an administrator complete prior to checking the compliance with an existing host profile?

- A. Attach the host profile to the new host
- B. Duplicate the host profile
- C. Copy the host settings from the new host
- D. Import the host profile

Answer: A

Explanation:

The task that should be completed prior to checking the compliance with an existing host profile is to attach the host profile to the new host, which allows applying the configuration template of the reference host to the new host.

References:

<https://docs.vmware.com/en/VMware-vSphere/7.0/com.vmware.vsphere.hostprofiles.doc/GUID-0E5BF330-A76> <https://www.nakivo.com/blog/how-to-create-and-set-up-vmware-vsphere-host-profiles/>

NEW QUESTION 121

.....

Thank You for Trying Our Product

* 100% Pass or Money Back

All our products come with a 90-day Money Back Guarantee.

* One year free update

You can enjoy free update one year. 24x7 online support.

* Trusted by Millions

We currently serve more than 30,000,000 customers.

* Shop Securely

All transactions are protected by VeriSign!

100% Pass Your 2V0-21.23 Exam with Our Prep Materials Via below:

<https://www.certleader.com/2V0-21.23-dumps.html>