

Microsoft

Exam Questions PL-200

Microsoft Power Platform Functional Consultant



NEW QUESTION 1

- (Exam Topic 1)

A guest asks about the start time of a specific scheduled event and wants to know what the snow conditions will be like during their stay. You need to determine how to design the chat solution to answer those questions. What should you do? To answer, select the appropriate options in the answer area. NOTE: Each correct selection is worth one point.

Scenario	Action
Identify and reference the company event a guest mentions.	<div><div></div><div>Load the response into a variable</div><div>Use smart matching to load an entity into a topic</div><div>Load the extracted topic into a variable</div></div>
Identify attributes for snow conditions.	<div><div></div><div>Create a custom entity</div><div>Create a new topic</div><div>Create a new variable</div><div>Create an escalation</div></div>

- A. Mastered
B. Not Mastered

Answer: A

Explanation:

Graphical user interface Description automatically generated

Box 1: Load the extracted topic into a variable

Power Virtual Agents uses entities to understand and identify a specific type of information from a user's responses. When saving the identified information to a variable, a variable type will be associated with it. The variable type is analogous with the entity.

In Power Virtual Agents, a topic defines a how a bot conversation plays out.

A topic has trigger phrases – these are phrases, keywords, or questions that a user is likely to type that is related to a specific issue – and conversation nodes – these are what you use to define how a bot should respond and what it should do.

Box 2: Create a custom entity

The prebuilt entities cover commonly used information types, but on some occasions, such as when building a bot that serves a specific purpose, you'll need to teach the bot's language understanding model some domain-specific knowledge.

Reference:

<https://docs.microsoft.com/en-us/power-virtual-agents/advanced-entities-slot-filling>

NEW QUESTION 2

- (Exam Topic 1)

You need to design the guest check-in solution.

Which technologies should you use? To answer, select the appropriate options in the answer area. NOTE: Each correct selection is worth one point.

Requirement	Technology
Develop the base check-in solution.	<div><div></div><div>Xamarin app</div><div>Power Apps portal</div><div>Model-driven app</div><div>Canvas app</div></div>
Access the check-in solution on the check-in devices.	
Access the check-in solution on the check-in devices.	
	<div><div></div><div>Traditional desktop application</div><div>Web browser</div><div>Power Apps mobile app</div><div>Dynamics 365 for phones and tablets</div></div>

- A. Mastered
B. Not Mastered

Answer: A

Explanation:

Canvas app,

Power Apps mobile app

<https://docs.microsoft.com/en-us/power-apps/maker/canvas-apps/offline-apps>

NEW QUESTION 3

- (Exam Topic 1)

You need to design and create the solution for gathering contact information from guests for marketing purposes.

What should you use? To answer, select the appropriate options In the answer area. NOTE: Each correct selection is worth one point.

Action	Solution
Extract business card data.	<div><div>AI Builder</div><div>Common Data Service</div><div>Power Virtual Agents</div><div>Power Automate</div></div>
Implement the contact gathering solution.	<div><div>Create a new entity extraction component.</div><div>Integrate the solution with Azure Cognitive Services.</div><div>Use a prebuilt AI model.</div></div>

- A. Mastered
B. Not Mastered

Answer: A

Explanation:

Action	Solution
Extract business card data.	<div><div>AI Builder</div><div>Common Data Service</div><div>Power Virtual Agents</div><div>Power Automate</div></div>
Implement the contact gathering solution.	<div><div>Create a new entity extraction component.</div><div>Integrate the solution with Azure Cognitive Services.</div><div>Use a prebuilt AI model.</div></div>

NEW QUESTION 4

- (Exam Topic 2)

You create a desktop flow to interact with a certification authority's website. You need to get data in and out of the desktop flow. How should you set up the input and output parameters? To answer, select the appropriate options in the answer area.

NOTE: Each correct selection is worth one point.

Parameter direction	Configuration
Inbound	<div><div>Copy and paste qualification data into the desktop flow.</div><div>Run a cloud flow from the Dataverse qualification record to send data to the desktop flow.</div><div>Connect by using the Dataverse connector from the desktop flow and retrieve the qualification data.</div></div>
Outbound	<div><div>Copy and paste the verification data into the qualification record.</div><div>Send data from the desktop flow to a cloud flow to update the qualification record.</div><div>Connect by using the Dataverse connector from the desktop flow and the qualification record</div></div>

- A. Mastered
B. Not Mastered

Answer: A

Explanation:

Box 1: Connect by using the Dataverse connector from the desktop flow and retrieve the qualification data. All information sent by clients for services is stored in Microsoft Dataverse with a model-driven app as the interface.

Qualification verification

The qualification table contains details about an individual school degree, professional qualifications, and other qualifications that must be verified.

A service request can have one or more Qualification records associated with it.

Record status is pending verification until the initial team member finishes, at which point the member changes the status to Complete.

When all qualification records related to a service request are verified either by manual or automated processes, the results are made available to ADatum Corporation's client.

In the rare event that results are questioned, a new service request is created and verified independently of the previous work that took place.

Box 2: Send data from the desktop flow to a cloud flow to update the qualification record. To complete a service request, users perform the following actions:

Send a templated email by using Microsoft Outlook to the client after all qualifications for a service request are checked.

Change the service request status to Completed. Currently, service requests do not indicate when all Qualification records are addressed.

NEW QUESTION 5

- (Exam Topic 2)

You need to implement the requirement for the VP of sales. What should you do?

- A. Use a test account with a base security role with QV security added.
- B. Add the System Administrator security role to your user account.
- C. Use a test account with only QV security added.
- D. Add QV security to your user account.

Answer: A

Explanation:

A VP of sales requires a test environment to demonstrate to potential clients the security policies that are included in their initial offering.

Currently, testing the new QV functionality outside the development environment is not possible due to corporate security policies requiring the same security role across all environments.

Note: One of the security best practices in Dynamics 365 is to use the base security role as a baseline and apply that role to all Users. The base security role will include all the common/basic permissions that are required to have access to the system.

To set up the base security role for the first time

- > create a new empty security role.
- > add the minimum privileges required to access the system.
- > add the privileges required for the basic functionalities.
- > test the role with the test user account.
- > add the permissions to the entities that all users can access (e.g. reference data).

Reference: <https://linnzawwin.blogspot.com/2020/07/minimum-privileges-required-to-log-in.html>

NEW QUESTION 6

- (Exam Topic 2)

You need to coordinate updates and deployment for managed solutions containing completed work without disrupting the system.

What should you do? To answer, select the appropriate options in the answer area.

NOTE: Each correct selection is worth one point.

Deployment option for changes to an unrelated table

Scenario	Action needed
Users cannot see case records on mobile devices.	<div><div></div><div>Configure mobile settings set on the case entity level.</div><div>Configure mobile settings at the field level within the case form.</div><div>Configure a security role in the mobile permission set for appropriate users.</div></div>
Users can open cases but cannot see the subject of the case.	<div><div></div><div>Configure mobile settings set at the case entity level.</div><div>Configure mobile settings at the field level within the case form.</div><div>Configure a security role in the mobile permission set for appropriate users.</div></div>
Users report that they cannot access the system from the Dynamics 365 mobile app.	<div><div></div><div>Configure mobile settings set at the case entity level.</div><div>Configure mobile settings at the field level within the case form.</div><div>Configure a security role in the mobile permission set for appropriate users.</div></div>

- A. Mastered
B. Not Mastered

Answer: A

Explanation:

- * 1. User is able to login but can't see Case Records --> "Configure Mobile Settings on Case Entity Level"
 - * 2. Users can open cases but cannot see the subject of the case - "configure mobile settings at the field level within the case form"
 - * 3. User reports that they cannot access the system from Dynamics 365 mobile app --> Configure a security role in the mobile permission set of the appropriate user
- <https://docs.microsoft.com/en-us/dynamics365/customer-engagement/mobile-app/set-up-dynamics-365-for-phon>

NEW QUESTION 8

- (Exam Topic 3)

A company collaborates by using Microsoft Teams.

You must create a Power Apps app directly from within a Teams channel. The app will be used by members of the channel to manage sales orders.

You need to create the app by using Dataverse for Teams. How should you create the app?

- A. Create a canvas app by using a Power Apps personal app in Teams.
B. Create a canvas app by using the App Studio app.
C. Use the Power Apps web designer.
D. Create a model-driven app by using the App Studio app

Answer: B

Explanation:

You can create, edit, and delete canvas apps in Teams.

Note: With Power Apps Studio embedded in the Power Apps app in Teams and the new built-in data platform providing an easy-to-use, editable data table, you can quickly build apps based on custom data tables that are Teams-specific and scenario-specific.

Reference: <https://docs.microsoft.com/en-us/power-apps/teams/create-first-app> <https://docs.microsoft.com/en-us/power-apps/teams/create-apps-overview>

NEW QUESTION 9

- (Exam Topic 3)

You need to design the FAQ solution to handle unknown responses.

Which component should you use? To answer, select the appropriate options in the answer area. NOTE: Each correct selection is worth one point.

Requirement	Component
Handle an unknown question from a guest in a conversation.	<div><div></div><div>Escalate</div><div>Fallback topic</div><div>Failure path</div></div>
Redirect a quest with an unknown question to a live staff member.	<div><div></div><div>Power Apps</div><div>Power Virtual Agents web application</div><div>Microsoft Teams</div><div>Omnichannel for Dynamics 365 Customer Service</div></div>

- A. Mastered
B. Not Mastered

Answer: A

Explanation:

Reference:
<https://docs.microsoft.com/en-us/power-virtual-agents/advanced-hand-off>

NEW QUESTION 10

- (Exam Topic 3)
You are a Dynamics 365 administrator for a veterinarian clinic.
On the client appointment form, there is a dropdown field for clients to select their type of pet. If a client selects the option Other, the veterinarian wants a text field to appear so that additional details can be added.
You need to create a dynamically visible field. What should you configure?

- A. field visibility on the form
- B. business process flow
- C. workflow
- D. business rule

Answer: D

Explanation:

References:
<https://www.sherweb.com/blog/dynamics-365/configuring-business-rules-within-microsoft-dynamics-365-crm/>

NEW QUESTION 10

- (Exam Topic 3)
You are a Dynamics 365 Customer Service administrator.
A user must be able to view system posts and activities in a dashboard. You need to create the dashboard for the user.
Which components should you use? To answer, select the appropriate options in the answer area.
NOTE: Each correct selection is worth one point.

Requirement	Component
Display system posts	<div><div></div><div><div>Timeline</div><div>Organization insights</div><div>IFrame</div><div>Relationship Insights</div></div></div>
Display activities	<div><div></div><div><div>Lists</div><div>Social Insights</div><div>Organization Insights</div><div>Relationship Insights</div></div></div>

- A. Mastered
- B. Not Mastered

Answer: A

Explanation:

Graphical user interface, text, application Description automatically generated
Box 1: Timeline
The timeline helps agents see all customer interaction history across channels, personnel, and the support lifecycle. The timeline is used across Dynamics 365 applications to capture activities like notes, appointments, emails, tasks, and more, to ensure that all interactions with the customer are tracked and visible over time. Agents use the timeline to quickly catch up on all of the latest activity details with the customer to provide the most personalized support experience.
Box 2: Lists Reference:
<https://docs.microsoft.com/en-us/dynamics365/customer-service/customer-service-hub-user-guide-timeline-adm>

NEW QUESTION 11

- (Exam Topic 3)
You are creating a canvas app.
A user will click a button on each screen of a Power Apps app to proceed to the next screen. You need to implement an action that selects the next screen that the user sees.
Which event should you handle?

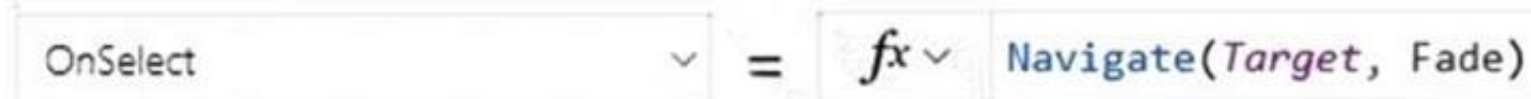
- A. OnLoad
- B. OnCheck
- C. ScreenTransition
- D. OnSelect

Answer: D

Explanation:

Add navigation

- * 1. With the Source screen selected, open the Insert tab, select Icons, and then select Next arrow.
- * 2. With the arrow still selected, select the Action tab, and then select Navigate.
- * 3. The OnSelect property for the arrow is automatically set to a Navigate function.



- * 4. When a user selects the arrow, the Target screen fades in.
- * 5. On the Target screen, add a Back arrow, and set its OnSelect property to this formula:
- * 6. Navigate(Source, ScreenTransition.Fade)
- * 7. While holding down the Alt key, toggle between screens by selecting the arrow on each screen. Reference:
<https://docs.microsoft.com/en-us/powerapps/maker/canvas-apps/add-screen-context-variables>

NEW QUESTION 15

- (Exam Topic 3)

You create and publish a Power BI report that contains an embedded canvas app. The report will be used by multiple people.

The canvas app has an issue that must be corrected. You update the canvas app.

You need to ensure that the updated canvas app is available in the published Power BI report. What should you do?

- A. Publish the Power BI report from Power BI Desktop.
- B. Manually refresh the data source on the published Power BI report.
- C. Publish the Power BI report from Power BI Desktop and reshare to any users.
- D. Publish the canvas app.

Answer: B

Explanation:

> If you change the data fields associated with the visual, you must edit the app from within the Power BI service by selecting the ellipsis (...) and then selecting Edit. Otherwise, the changes won't be propagated to Power Apps, and the app will behave in unexpected ways.

> The Power Apps visual can't trigger a refresh of Power BI reports and Power BI data sources from within Power BI Desktop. If you write back data from the app to the same data source as the report, your changes won't be reflected immediately in Power BI Desktop. Changes are reflected on the next scheduled refresh. Reference:

<https://docs.microsoft.com/en-us/powerapps/maker/canvas-apps/powerapps-custom-visual#limitations-of-the-po>

NEW QUESTION 17

- (Exam Topic 3)

You are a Dynamics 365 help desk administrator.

You need to create a dashboard that displays information on help desk cases that are handled each week. Which dashboard components should you use? To answer, select the appropriate options in the answer area. NOTE: Each correct selection is worth one point.

Answer Area	Requirement	Component type
	Add a tag chart by using opened cases.	<div>System chart</div> <div>Personal chart</div> <div>Area chart</div>
	Add a stacked column chart shared with your team.	<div>System chart</div> <div>Personal chart</div> <div>Area chart</div>
	Add a Microsoft Power BI visualization.	<div>System chart</div> <div>Personal chart</div> <div>Area chart</div>
	Add a chart from a view that a user creates.	<div>System chart</div> <div>Personal chart</div> <div>Area chart</div>
	Add a doughnut chart that shows cases by owner.	<div>System chart</div> <div>Personal chart</div> <div>Area chart</div>

- A. Mastered
- B. Not Mastered

Answer: A

Explanation:

System Personal Personal

Personal System

<https://docs.microsoft.com/en-us/dynamics365/customer-engagement/basics/add-edit-power-bi-visualizations-da>

NEW QUESTION 20

- (Exam Topic 3)

A company that manufactures medical devices uses Power Apps to manage their sales and device maintenance.

A Table named Devices in Microsoft Dataverse has a column named Status. The Status column must have a new status value of Review added to the existing Choice values of Active and Inactive.

The table must be added to a solution to be promoted once the change is made.
Only this change must be promoted to the test environment. The changes must not be able to be changed once promoted.

Options

Add column

Add existing

Add required components

Add subcomponent

Answer Area

Action

Option

Add the Devices table to the solution.

Add the status column changes only to the solution.

- A. Mastered
- B. Not Mastered

Answer: A

Explanation:

Options

Add column

Add existing

Add required components

Add subcomponent

Answer Area

Action

Option

Add the Devices table to the solution.

Add the status column changes only to the solution.

Add existing

Add required components

NEW QUESTION 22

- (Exam Topic 3)

A company creates a canvas app.
The company plans to make the app available in Microsoft Teams. Only employees will be allowed to use the app.
You need to add the app to Teams.
Which three actions should you perform in sequence? To answer, move the appropriate actions from the list of actions to the answer area and arrange them in the correct order.

Actions

Sign into the Maker portal for Microsoft Power Platform.

Add the app to Teams.

Select the required Power Apps app.

Upload the Power Apps app to the Teams channel Files tab.

Sign in to the Microsoft Power Platform Admin Center.

Select and download the Power Apps app.

Share the app to the Teams channel email address.

Answer area

1

2

3

- A. Mastered
- B. Not Mastered

Answer: A

Explanation:

Actions

Sign into the Maker portal for Microsoft Power Platform.

Add the app to Teams.

Select the required Power Apps app.

Upload the Power Apps app to the Teams channel Files tab.

Sign in to the Microsoft Power Platform Admin Center.

Select and download the Power Apps app.

Share the app to the Teams channel email address.

Answer area

1

2

3

Sign in to the Microsoft Power Platform Admin Center.

Select and download the Power Apps app.

Share the app to the Teams channel email address.

NEW QUESTION 23

- (Exam Topic 3)

You are modifying a model-driven app. You set up a customer table in Microsoft Power Platform to retrieve user data. You set up a form with the following columns for users to enter their data. The form includes the following columns:

Column	Data type
Country/region	Choices (multi-select)
Passport ownership	Choice (yes /no)
Passport expiration date	Text

The form must do the following:

- The Country/region column must automatically populate with US when English is chosen as a language. If the user selects Other for this column, the column must remain blank so that user can enter a value.
- The Passport expiration date column must appear only if the user selects Yes in the Passport ownership column.

You need to configure the app with the least amount of effort.

What should you configure? To answer, drag the appropriate solution component to the correct requirements. Each solution component may be used once, more than once, or not at all. You may need to drag the split bar between panes or scroll to view content.

NOTE: Each correct selection is worth one point.

Solution components

Power Automate flow

Business rule

Business process flow

Formula

Answer Area

Requirement

Country/region

Passport expiration date column appears

Solution component

- A. Mastered
- B. Not Mastered

Answer: A

Explanation:
Graphical user interface Description automatically generated with low confidence

NEW QUESTION 28

- (Exam Topic 3)

Note: This question is part of a series of questions that present the same scenario. Each question in the series contains a unique solution that might meet the stated goals. Some question sets might have more than one correct solution, while others might not have a correct solution.

After you answer a question in this section, you will NOT be able to return to it. As a result, these questions will not appear in the review screen.

You are creating Power Virtual Agents chatbot that captures demographic information about customers. The chatbot must determine the group a customer belongs to based on their age. The age groups are:

- > 0 - 17
- > 18 - 25
- > 26 - 35
- > 36 - 55
- > 55 - 100

You need to configure the chatbot to ask a question that can be used to determine the correct age group. Solution: Create a custom Age group entity and synonyms for each individual age in the corresponding item.

Use Age group for Identify in the question.

Does this meet the goal?

- A. Yes
- B. No

Answer: A

NEW QUESTION 33

- (Exam Topic 3)

You are a consultant. A client asks you to remove several solutions in one of their Microsoft Dataverse environments

The client wants to know what effect removing the solutions will have on the rest of the system. You need to explain the results of removing the solutions.

Which components be affected? To answer, select the appropriate options in the answer area. NOTE: Each correct selection is worth one point.

Solution description

An unmanaged solution contains a custom table. The table is in a parent-child relationship with another table.

A managed solution patch contains an update to a column label. The column is used in several forms and views.

A managed solution that was created by an independent solution provider (ISP) contains a custom table and changes to the site map.

Component or components removed

The solution only.

The solution and the lookup column.

The solution, the table, and any data in the table.

The solution and the updated column label.

The solution, the column, and any data in the column.

The solution, the table, and the updated column label.

The solution only.

The solution and the site map.

The solution, the table, and any data in the table.

- A. Mastered
- B. Not Mastered

Answer: A

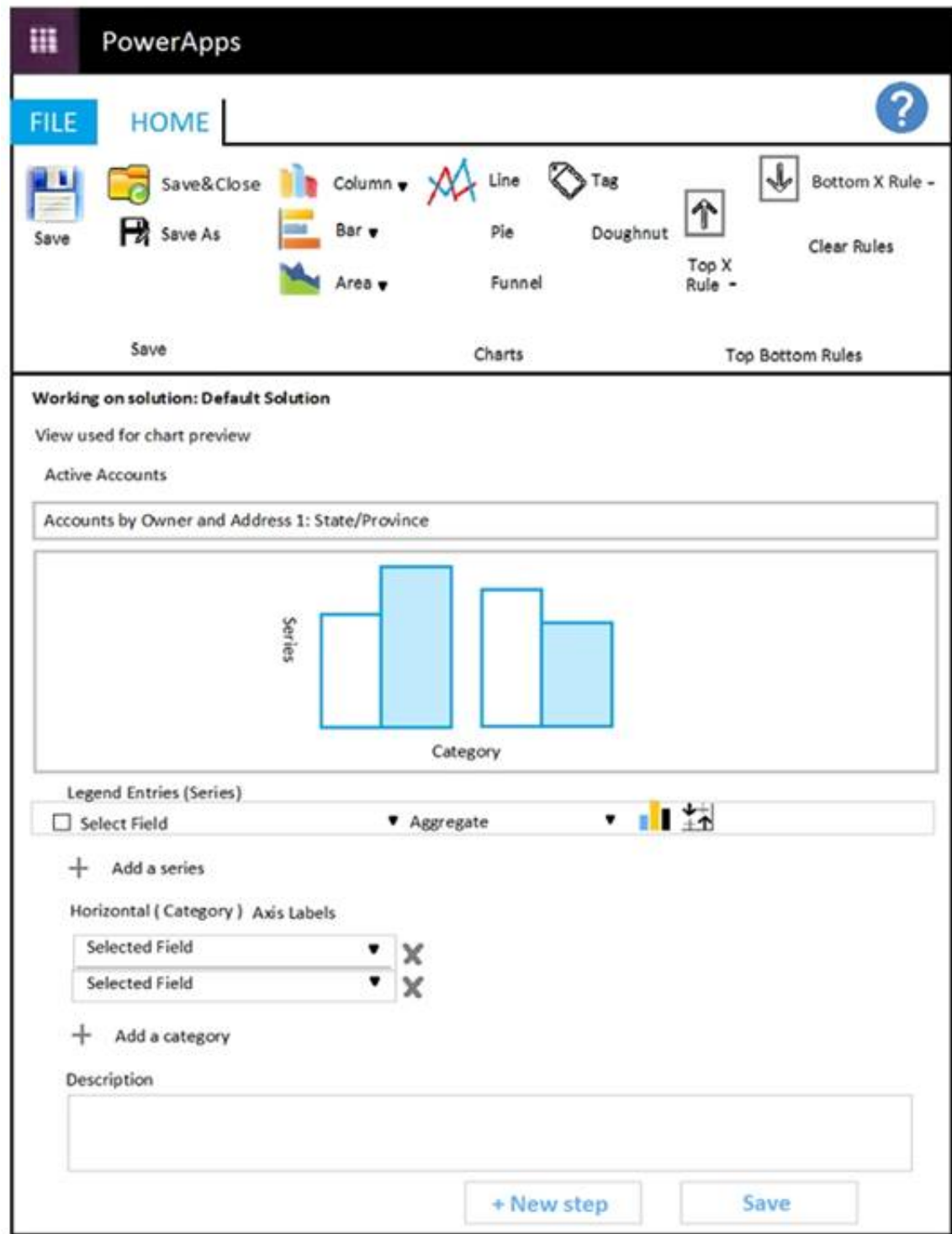
Passing Certification Exams Made Easy

visit - <https://www.surepassexam.com>

Explanation:
 Graphical user interface, text, application, email Description automatically generated

NEW QUESTION 37

- (Exam Topic 3)
 You need to create a system chart for the Account entity.
 The chart must display a count of accounts grouped by owner and then display the accounts by Address 1: State/Province for each owner. You begin to configure chart options as shown in the image below.



How should you complete the configuration? To answer, select the appropriate options in the answer area.
 NOTE: Each correct selection is worth one point. The chart must display a count of accounts grouped by owner, and then display the accounts by Address 1 to State/Province for each owner.

Component	Selection
Legend Entries (Series): Select Field	<div><div></div><div>Account</div><div>Address 1: State/Province</div><div>Owner</div></div>
Legend Entries (Series): Aggregate	<div><div></div><div>Avg</div><div>Count:All</div><div>Sum</div></div>
Horizontal (Category) Axis Labels: Select Fields	
First grouping field	<div><div></div><div>Account</div><div>Address 1: State/Province</div><div>Owner</div></div>
Second grouping field	<div><div></div><div>Account</div><div>Address 1: State/Province</div><div>Owner</div></div>

- A. Mastered
- B. Not Mastered

Answer: A

Explanation:
Graphical user interface, text, application Description automatically generated
Graphical user interface, text, application Description automatically generated

NEW QUESTION 42

- (Exam Topic 3)
You create a report by using Power BI Desktop and publish the report to the Power BI service. You enable Power BI visualization embedding in a model-driven app.
You need to configure the model-driven app to display a Power Bi tile
Which four actions should you perform in sequence? To answer, move the appropriate actions from the list of actions to the answer area and arrange them in the correct order.

Actions	Answer Area
Pin the Power BI report to a new dashboard in the Power BI service	
Create a personal dashboard in the model-driven app	
Share the dashboard with the appropriate user in the app	
Add a Power BI tile to the dashboard and select the Power BI dashboard in the app	
Ensure the dashboard is available to the appropriate security roles	

- A. Mastered
- B. Not Mastered

Answer: A

Explanation:
* 1.- Add a Power BI tile to the dashboard and select the power BI dashboard in the app
2.- Create a new Power BI personal dashboard in the model-driven app
* 3.- Ensure the dashboard is available to the appropriate security roles
4.- Pin the power BI report to a new dashboard in the Power BI service

NEW QUESTION 43

- (Exam Topic 3)

You are designing the organization structure for a company that has 5,000 users.

You need to configure security roles for the company while minimizing administrative effort. What should you do? To answer, select the appropriate options in the answer area.

NOTE: Each correct selection is worth one point.

Requirement	Action
Apply a security role to everyone in a business unit.	<div><div></div><div>Assign the security role to the default business unit team. Assign the security role individually to each user in the business unit. Create a new team, add the business unit users, and then assign the security role to the team.</div></div>
Ensure an individual can see records in their current business unit and a child business unit.	<div><div></div><div>Grant the user a security role from the child business unit. Grant the user the Parent: Child Business Units security permission. Grant the user a security role from the root business unit.</div></div>

- A. Mastered
- B. Not Mastered

Answer: A

Explanation:

Box 1: Create a new team, and the business unit users, and the assign the security role to the team. Change the business unit for a team Important

By changing the business unit for a team, you can remove all security role assignments for the team. At least one security role must be assigned to the team in the new business unit.

- Select an environment and go to Settings > Users + permissions > Teams.
- Select the checkbox for a team name.
- Screenshot selecting a team.
- On the menu bar, select Change Business Unit.
- In the Change Business Unit dialog box, select a business unit. Enable Move records to new business unit to move to a new business unit. Select OK.

Box 2: Grant the user a security role from the child business unit.

Reference: <https://docs.microsoft.com/en-us/power-platform/admin/create-edit-business-units> <https://docs.microsoft.com/en-us/power-platform/admin/security-roles-privileges>

NEW QUESTION 46

- (Exam Topic 3)

You manage the Dynamics 365 Customer Service environment for an organization. Microsoft SharePoint will not be deployed in the environment for a year.

You need to integrate Microsoft Office 365 solutions with the Dynamics 365 instance to help the sales team with internal collaboration efforts.

Which three solutions can you currently implement? Each correct answer presents part of the solution. NOTE:

Each correct selection is worth one point.

NOTE: Each correct selection is worth one point.

- A. Microsoft OneDrive for Business
- B. Microsoft Yammer
- C. Microsoft OneNote
- D. Microsoft Skype for Business
- E. Microsoft Exchange Online

Answer: BDE

Explanation:

References:

<https://docs.microsoft.com/en-us/dynamics365/customer-engagement/admin/add-office-365-online-services>

NEW QUESTION 50

- (Exam Topic 3)

A company uses model-driven apps.

Users in the sales department enter the first name, last name, and phone number of customers in the app. The users request a single screen in the app to enter the customer data.

You need to configure the app. What should you do?

- A. Create a canvas app.
- B. Modify the site map.
- C. Create a Power Automate flow.
- D. Use a Power Virtual Agents app.

Answer: A

NEW QUESTION 53

- (Exam Topic 3)

You are creating a business process flow for a Power Apps app. The business process flow must meet the following requirements:

- Must be available offline.
 - Send an email to the team when a record is created. You need to set up business process flow.
- What should you do? To answer, select the appropriate options in the answer area. Each correct selection is worth one point

Requirement	Configuration
Make it available offline.	<div> <div>Ensure that the business process flow is referencing one table.</div> <div>Ensure that the business process flow is referencing two tables.</div> <div>Ensure that the business process flow is referencing one table per stage.</div> </div>
Send an email to the team.	<div> <div>Create a step.</div> <div>Create a stage.</div> <div>Create a required column.</div> </div>

- A. Mastered
- B. Not Mastered

Answer: A

Explanation:
 Graphical user interface, text, application Description automatically generated

NEW QUESTION 54

- (Exam Topic 3)
 You are a Dynamics 365 Customer Service help desk administrator.
 Cases entered in forms require different types of data to be stored in different types of fields. You need to create forms for each of the following case types:

Case type	Requirement
Case type A	A new case form that includes a timeline
Case type B	A new case form that includes a business process flow
Case type C	A new case form that can display case data on an interactive dashboard
Case type D	A new mobile-friendly case form that requires minimal fields for record creation
Case type E	A new mobile-friendly case form that displays the subject, case title, and status fields from a parent case

Which form types should you create? To answer, drag the appropriate form types to the meet the data entry requirements. Each source may be used once, more than once, or not at all. You may need to drag the split bar between panes or scroll to view content.
 NOTE: Each correct selection is worth one point.

Form types	Answer Area	
<div>quick create</div> <div>main</div> <div>quick view</div> <div>card</div>	Case type	Form type
	Case type A	Form type
	Case type B	Form type
	Case type C	Form type
	Case type D	Form type
	Case type E	Form type

- A. Mastered
- B. Not Mastered

Answer: A

Explanation:
 Reference:
<https://docs.microsoft.com/en-us/dynamics365/customer-service/create-design-forms-customer-service-hub>

NEW QUESTION 59

- (Exam Topic 3)
 You have a canvas app.
 The canvas app must store data in a variable that is available only to the current screen. You need to create the variable.
 Which two functions should you use? Each correct answer presents a complete solution. NOTE: Each correct selection is worth one point.

- A. Navigate
- B. UpdateContext

- C. Set
- D. Collect
- E. SaveData

Answer: AB

NEW QUESTION 60

- (Exam Topic 3)

You are implementing a model-driven app to support a new line of business. There are several places where automated business logic must be applied. You need to determine how to apply the business logic.

Which method should you use? To answer, drag the appropriate methods to the appropriate business logic statements. Each method may be used once, more than once, or not at all. You may need to drag the split bar between panes or scroll to view content.

NOTE: Each correct selection is worth one point.

Methods	Business logic	Method
Business rule	Make a field read only until a predetermined value is exceeded	Method
Real-time workflow	Automatically send an email when a record's status is changed to deactivated	Method
Power Automate instant flow	Use the previous value of a field when the value is automatically updated as part of the	Method

- A. Mastered
- B. Not Mastered

Answer: A

Explanation:

Graphical user interface, text, application Description automatically generated

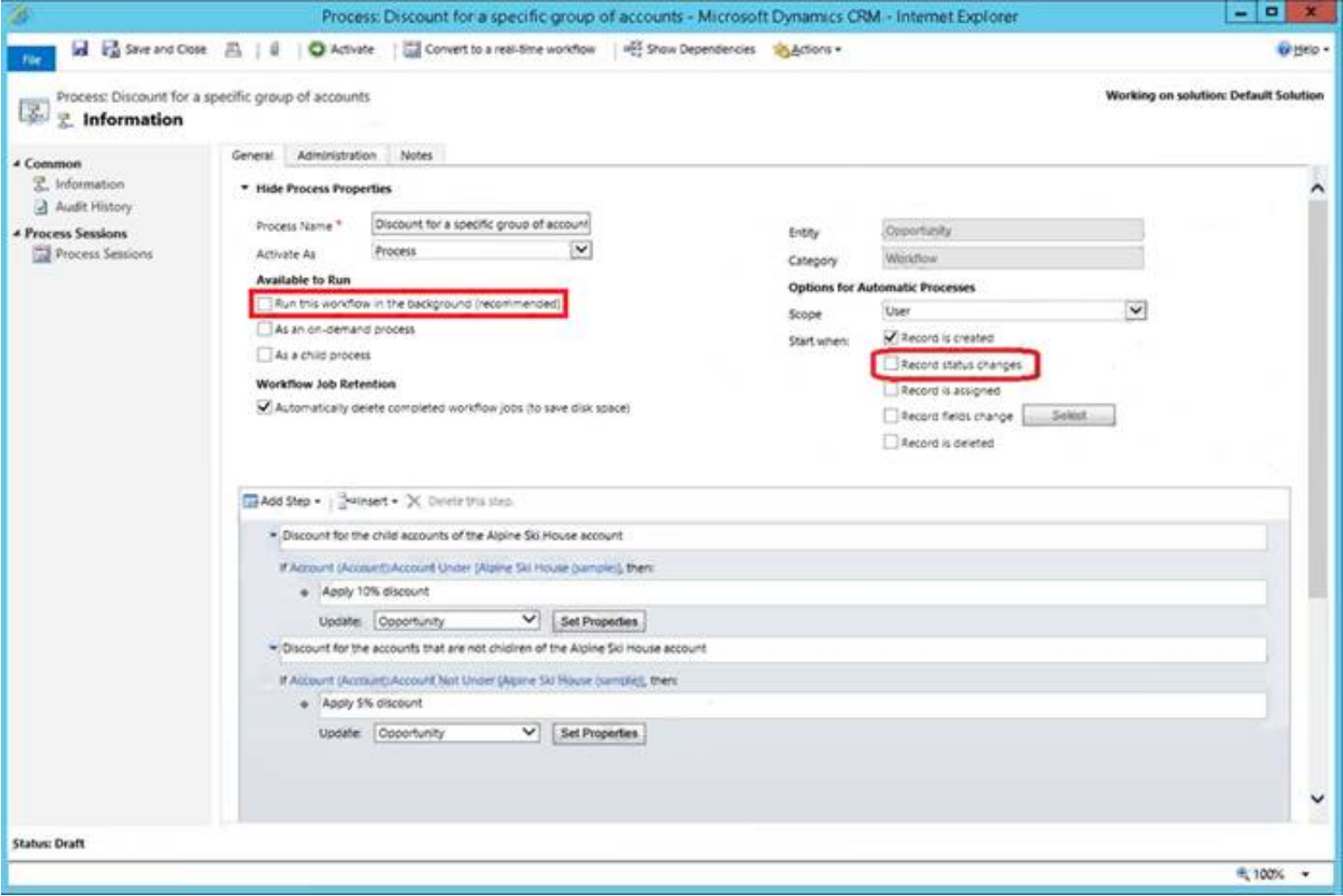
Box 1: Business rule

By combining conditions and actions, you can do any of the following with business rules:

- NSE5_FSM-5.2 Set column values
- Clear column values
- Set column requirement levels
- Show or hide columns
- Enable or disable columns
- Validate data and show error messages
- Create business recommendations based on business intelligence.

Box 2: Real-time workflow Real-time workflows:

Graphical user interface, text, application, email Description automatically generated



Box 3: Power Automate instant flow

Instant Flows don't have a trigger in the same way as the Automated flow. Instead, they are triggered manually or on-demand, such as a user clicking a Flow

button in the mobile app.
Reference:
<https://docs.microsoft.com/en-us/powerapps/maker/model-driven-apps/create-business-rules-recommendations-a> <https://docs.microsoft.com/en-us/powerapps/maker/data-platform/configure-workflow-steps> <https://carldesouza.com/difference-between-instant-automated-and-scheduled-flows-in-power-automate-and-ho>

NEW QUESTION 61

- (Exam Topic 3)
A company uses Common Data Service to store sales data.
For the past few quarters, the company has experienced a decrease in sales revenue. The company wants to improve sales forecasting.
The company plans to use AI Builder to implement the solution. You select fields that will be used for prediction.
Which three actions should you perform in sequence? To answer, move the appropriate actions from the list of actions to the answer area and arrange them in the correct order.

Actions

Export data from Common Data Service into Microsoft Excel

Train the category classification AI model by using Common Data Service data

Train the AI model by using data exported to Microsoft Excel

Publish the AI model

Use the model with Power Apps

Import the AI model analysis into Common Data Service

Train the prediction AI model by using Common Data Service data

Answer Area

- A. Mastered
- B. Not Mastered

Answer: A

Explanation:
Graphical user interface, application Description automatically generated
Step 1:
Before you can use your prediction model, you have to train it to perform the way you want. Step 2:
After you train your model, publish it to make it available.
Publish your model when you want to make it available to users in your Power Apps environment. Step 3: Use the model with Power Apps
Reference:
<https://docs.microsoft.com/en-us/ai-builder/prediction-train-model>

NEW QUESTION 62

- (Exam Topic 3)
A company uses Power Apps.
You create a custom table and configure a child table relationship with the contact table. You need to configure the cascading rules for each action.
Which behavior should you use? To answer, drag the appropriate behaviors to the correct actions. Each behavior may be used once, more than once, or not at all.
You may need to drag the split bar between panes or scroll to view content.
NOTE: Each correct selection is worth one point.

Behaviors

Restrict

Cascade All

Cascade None

Answer Area

Action

Custom table record is deleted.

Custom table record is shared.

Behavior

- A. Mastered
- B. Not Mastered

Answer: A

Explanation:

Behaviors

Restrict

Cascade All

Cascade None

Answer Area

Action

Custom table record is deleted.

Custom table record is shared.

Behavior

Restrict

Cascade All

NEW QUESTION 65

- (Exam Topic 3)

You are creating a Power Virtual Agents chatbot for a Microsoft Power Platform power apps portal app. The job title of users must be stored automatically when users log in. The job title must always appear in the chatbot.

You need to configure the job title functionality. Which mechanism should you use?

- A. artificial intelligence
- B. variable
- C. entity
- D. topic

Answer: B

Explanation:

After enabling the Authentication, you will now have access to Two variables, bot.UserDisplayName

bot.UserId

Reference:

<https://powerusers.microsoft.com/t5/Power-Virtual-Agents-Community/Getting-User-Details-To-Use-In-Power>

NEW QUESTION 69

- (Exam Topic 3)

You are designing a Power Virtual Agents chatbot for a store.

You need to teach the chatbot to acknowledge the store's product categories and the variations within specific categories.

You need to create custom entities to provide the chatbot with the knowledge of the product categories. Which features should you use? To answer, select the appropriate options in the answer area.

NOTE: Each correct selection is worth one point.

Answer Area

Requirement	Feature
Analyze misspellings, grammar variations, and semantic variations.	<div>Slot filling</div> <div>Synonyms</div> <div>Smart matching</div> <div>Topics</div> <div>Fuzzy matching</div>
Make the bot smarter by expanding the matching logic.	<div>Slot filling</div> <div>Synonyms</div> <div>Topics</div>
Extract a category selected by a user during a conversation into a variable for later use.	<div>Slot filling</div> <div>Synonyms</div> <div>Smart matching</div> <div>Topics</div>

- A. Mastered
- B. Not Mastered

Answer: A

Explanation:

Smart match Synonyms Topic

<https://docs.microsoft.com/en-us/power-virtual-agents/advanced-entities-slot-filling>

NEW QUESTION 73

- (Exam Topic 3)

A company plans to implement chatbots by using Power Virtual Agents. The company has the following requirements for the bots:

- Users in the accounting department must be able to create a bot for frequently asked questions.
- The support desk users must be able to use the bot.

The users must not be able to change environment parameters in the Microsoft Power Platform environment.

You need to configure the permissions for the bots.

Which actions should you implement? To answer, select the appropriate options in the answer area. NOTE: Each correct selection is worth one point.

Answer Area

Requirement	Action
Users can create a bot.	<div><div>Assign users the Maker permissions.</div><div>Assign users to a security role.</div><div>Share the bot with a security group.</div><div>Assign users the Maker permissions.</div><div>Assign users the System Administrator role.</div></div>
Support desk users can use the bot.	<div><div>Share the bot with a security group.</div><div>Assign users to a security role.</div><div>Share the bot with a security group.</div><div>Assign users the Maker permissions.</div><div>Assign users the System Administrator role.</div></div>

- A. Mastered
B. Not Mastered

Answer: A

Explanation:

Answer Area

Requirement	Action
Users can create a bot.	<div><div>Assign users the Maker permissions.</div><div>Assign users to a security role.</div><div>Share the bot with a security group.</div><div>Assign users the Maker permissions.</div><div>Assign users the System Administrator role.</div></div>
Support desk users can use the bot.	<div><div>Share the bot with a security group.</div><div>Assign users to a security role.</div><div>Share the bot with a security group.</div><div>Assign users the Maker permissions.</div><div>Assign users the System Administrator role.</div></div>

NEW QUESTION 78

- (Exam Topic 3)

A Company plans to send escalation emails to all customers with overdue invoices. You are creating a Microsoft Power Automate flow to determine whether to send an escalation email.

The system must send an alert for all invoices that are seven days or more overdue. You need to configure the flow.

Which expression should you use?

- A. `TriggerEmail() = 'OverdueDate' >= 7;`
- B. `'OverdueDate' >= '7'?TriggerEmail():false`
- C. `@GreaterOrEquals(TriggerEmail()?['OverdueDate']: '7')`

- A. Option A
B. Option B
C. Option C

Answer: C

Explanation:

Example: `equals(triggerOutputs()?['body/PDFStatus/Value'],'Ready to Generate')` Reference:

<https://evolvous.com/microsoft-power-automate-trigger-condition/>

NEW QUESTION 83

- (Exam Topic 3)

A company is developing several Power Virtual Agents chatbots. The company manufactures more than 1,000 different products.

The chatbots must prompt users to enter or select a product.

You need to store the model information so that it can be reused across all chatbots. Where should you store the model data?

- A. Global variables
- B. Custom entities
- C. Topics
- D. Multiple choice options

Answer: A

NEW QUESTION 86

- (Exam Topic 3)

The owner of a company needs to know who signs into the system. You need to ensure that the owner can view the user audit logs.

Where does each action need to be performed? To answer, select the appropriate options in the answer area. NOTE Each correct selection is worth one point.

Action	Location
Activate user auditing.	<div><div></div><div>System Settings</div><div>Personal Settings</div><div>Customize the System</div><div>Microsoft 365 Compliance</div></div>
View the user audit logs.	<div><div></div><div>Advanced Find</div><div>Individual record</div><div>User Summary report</div><div>Microsoft 365 Compliance</div></div>

- A. Mastered
- B. Not Mastered

Answer: A

Explanation:

Reference:

<https://docs.microsoft.com/en-us/power-platform/admin/audit-data-user-activity>

NEW QUESTION 90

- (Exam Topic 3)

You create functionality for a company. The functionality includes a Microsoft Dataverse table with a form for data entry. The functionality will be distributed to other lines of business in the company, each with its own Dataverse environment.

New forms must not be created in order for updates to the functionality to work correctly. You need to package the new functionality for distribution.

What should you do?

- A. Use a patch solution and disable the ability to create new forms for the table.
- B. Use a managed solution and include only the needed form.
- C. Use an unmanaged solution and include only the needed form.
- D. Use a managed solution and disable the ability to create new forms for the table.

Answer: B

Explanation:

Managed solutions are used to deploy to any environment that isn't a development environment for that solution. This includes test, UAT, SIT, and production environments. Managed solutions can be serviced independently from other managed solutions in an environment. As an ALM best practice, managed solutions should be generated by exporting an unmanaged solution as managed and considered a build artifact. Additionally:

You can't edit components directly within a managed solution.

Reference: <https://docs.microsoft.com/en-us/power-platform/alm/solution-concepts-alm>

NEW QUESTION 92

- (Exam Topic 3)

You are a Dynamics 365 Customer Engagement administrator. You create a new solution in Dynamics 365. You need to help end users understand which actions to take next and ensure that user interaction occurs in manageable steps.

Which actions should you perform? To answer, select the appropriate options in the answer area. NOTE: Each correct selection is worth one point.

Guide the user with actions to take.

▼

Configure views and charts.

Configure business process flows.

Configure workflows.

Ensure user interaction in manageable steps.

▼

Configure the timeline on the form.

Configure each stage with the actions that need to be completed.

Configure Insights.

- A. Mastered
- B. Not Mastered

Answer: A

Explanation:

Guide the user with actions to take.

▼

Configure views and charts.

Configure business process flows. |

Configure workflows.

Ensure user interaction in manageable steps.

▼

Configure the timeline on the form.

Configure each stage with the actions that need to be completed. |

Configure Insights.

NEW QUESTION 96

- (Exam Topic 3)

A farm uses a canvas app to manage schedules for planting fields with crop seeds. The farm uses business intelligence to provide recommendations for schedule changes based on weather data.

You must implement a business rule that changes information for several forms in the canvas app based on business intelligence data.

You need to configure the business rule. Which scope should you use?

- A. Table
- B. All Forms
- C. Form specific

Answer: A

NEW QUESTION 101

- (Exam Topic 3)

A company has a canvas app that includes the following screens: Screen1 and Screen2. The OnVisible property for Screen1 contains the following expression.

Set(AgeGroups, ["1-25", "26-54", "55+"])

For each of the following statements, select Yes if the statement is true. Otherwise, select No. NOTE: Each correct selection is worth one point.

Statements	Yes	No
AgeGroups can be accessed from Screen1 and Screen2.	<input type="radio"/>	<input type="radio"/>
AgeGroups is a collection.	<input type="radio"/>	<input type="radio"/>
You can use the Update function to change values in AgeGroups.	<input type="radio"/>	<input type="radio"/>

- A. Mastered
- B. Not Mastered

Answer: A

Explanation:

Statements	Yes	No
AgeGroups can be accessed from Screen1 and Screen2.	<input type="radio"/>	<input checked="" type="radio"/>
AgeGroups is a collection.	<input type="radio"/>	<input checked="" type="radio"/>
You can use the Update function to change values in AgeGroups.	<input checked="" type="radio"/>	<input type="radio"/>

NEW QUESTION 106

- (Exam Topic 3)
A customer tracks events by using a custom entity.
The custom entity includes a custom field for the venue of the events. The customer must be able to display the events by venue in a calendar.
You need to ensure that all events display by venue in the calendar. To which component should you add a control?

- A. Form
- B. view
- C. Field
- D. Chart

Answer: B

Explanation:

If you use unified interface, you can display any record in a calendar view via the calendar control.

- > Go to Settings->Customization->Customize the System
- > Open the configuration for the entity that you want to use the calendar control (Opportunities in our example)
- > Click the View tab
- > Click “Add Control” and select the calendar control.
- > Click the dot for every interface from which you want the calendar control to be available.

Reference:
<https://crmtipoftheday.com/1206/view-any-dynamics-365-record-on-a-calendar/>

NEW QUESTION 111

- (Exam Topic 3)
A company creates a Microsoft Power Apps app through the Power Apps designer portal for use in Microsoft Teams.
This app needs to be promoted to the user acceptance testing environment.
You need to complete the Microsoft recommended actions before you export the solution. Which two actions should you complete? Each correct answer presents part of the solution. NOTE: Each correct selection is worth one point.

- A. Write validation tests.
- B. Set the Optimized embedding appearance field to true.
- C. Publish all changes.
- D. Run the solution checker.
- E. Clone a solution.

Answer: DE

Explanation:

The Power Apps solution checker performs a rich static analysis check on your solutions against a set of best practice rules to quickly identify problematic patterns. After the check completes, you receive a detailed report that lists the issues identified, the components and code affected, and links to documentation that describes how to resolve each issue.
The solution checker analyzes these solution components: Common Data Service plug-ins
Common Data Service custom workflow activities
Common Data Service web resources (HTML and JavaScript) Common Data Service configurations, such as SDK message steps Reference:
<https://www.eimagine.com/ui/>

NEW QUESTION 114

- (Exam Topic 3)
You are using a development environment to add a new column to a system table. You plan to move the changes to a test environment they are complete. The changes must meet the following requirements:

- Must be clearly identified so that they are not confused with system components and components from other solutions.
- Must not affect any existing components in the test environment. You need to prepare a solution for deployment to the test environment.

Which four actions should you perform in sequence? To answer, move the appropriate actions from the list of actions to the answer area and arrange them in the correct order.

Actions

Create a new unmanaged solution and select the correct publisher.

Create a new publisher.

Select a managed solution and add the correct publisher.

Add the table with all components to the solution.

Choose an existing publisher.

Add the table to the solution and add the new column.

Run the solution checker on the solution.

Answer area

>

<

- A. Mastered
B. Not Mastered

Answer: A

Explanation:

Step 1: Create a new publisher Solution publisher

Every app and other solution components such as entities you create or any customization you make is part of a solution. Because every solution has a publisher, you should create your own publisher rather than use the default. You specify the publisher when you create a solution.

Step 2: Create a new unmanaged solution and select the correct publisher unmanaged solution

Unmanaged solutions are used in development environments while you make changes to your application. Unmanaged solutions can be exported either as unmanaged or managed. Exported unmanaged versions of your solutions should be checked into your source control system. Unmanaged solutions should be considered your source for Microsoft Power Platform assets. When an unmanaged solution is deleted, only the solution container of any customizations included in it is deleted. All the unmanaged customizations remain in effect and belong to the default solution.

Step 3: Add the table top the solution and add the new column. Step 4: Run the solution checker on the solution

Use solution checker to validate your model-driven apps in Power Apps.

Reference: <https://docs.microsoft.com/en-us/power-platform/alm/solution-concepts-alm> <https://docs.microsoft.com/en-us/power-apps/maker/data-platform/use-powerapps-checker>

NEW QUESTION 118

- (Exam Topic 3)

The sales manager receives a list of leads from a partner company monthly. The field names that are provided do not match the fields in Dynamics 365. A data map does not exist.

You need to import the leads without changing the data from the partner company. What should you do?

- A. Create a data map in Data Management.
B. Add a template for Import Data.
C. Use Import Field Translations.
D. Create a data map on the first import by using the Import Data wizard.

Answer: D

Explanation:

Reference:

<https://docs.microsoft.com/en-us/dynamics365/customerengagement/on-premises/basics/import-accounts-leads>

NEW QUESTION 122

- (Exam Topic 3)

You are a Dynamics 365 Customer Engagement administrator. You create workflows to automate business processes. You need to configure a workflow to meet the following requirements:

- Be triggered when a condition is met.
- Run immediately.
- Perform an action when a condition is met.

How should you configure the workflow? To answer, select the appropriate configuration in the answer area. NOTE: Each correct selection is worth one point.

Answer Area

Workflow Requirement	Configuration Option
Be triggered when a condition is met.	<div>Publish workflow. Subject contains data. Trigger when a Microsoft Flow button is pressed.</div>
Run immediately.	<div>Approve the workflow. Configure the workflow to run now. Configure child workflow to run now.</div>
Perform an action when a condition is met.	<div>Send an email. View chart. Update a security role.</div>

- A. Mastered
B. Not Mastered

Answer: A

Explanation:

1) Be triggered when a condition is met - Subject contains data

2) Run Immediately - Configure the workflow to run now

3) Perform an action when a condition is met - send an email

NEW QUESTION 125

- (Exam Topic 3)

A company is updating a Power Apps solution that contains two tables named Services and Equipment. The company is creating a new solution to update the current solution for the following requirements:

- The Services table must be updated to include change tracking.
- The Equipment table must be updated to include four new columns.
- The solution must update only the components that need to be added or changed. You need to create the solution.

Which table option should you use? To answer, drag the appropriate options to the correct tables. Each option may be used once, more than once, or not at all.

You may need to drag the split bar between panes or scroll to view content.

Options

Include all components

Include entity metadata

Select components

Answer Area

Table

Services

Equipment

Option

- A. Mastered
- B. Not Mastered

Answer: A

Explanation:

Options

Include all components

Include entity metadata

Select components

Answer Area

Table

Services

Equipment

Option

Include entity metadata

Select components

NEW QUESTION 128

- (Exam Topic 3)
You are a Dynamics 365 Customer Service developer. A salesperson creates a chart.
You need to ensure that the chart is available to all users on the team. What should you do?

- A. Share the chart with the team.
- B. Assign the chart to each person on the team.
- C. Export the user chart to Power B
- D. Import the chart as a Power BE visualization.
- E. Export the user chart for import as a user chart.

Answer: A

NEW QUESTION 133

- (Exam Topic 3)
A company has a sales application that is supported by an Azure SQL database. You are developing a Power Apps app for use by customer service agents. The app must reference customer data from the sales application. Data in the sales application is constantly changing and must not be replicated in Microsoft Dataverse
Some customer data is considered sensitive. You must protect data for specific fields when users view data in the app.
You need to configure table creation for the app.
How should you configure the app? To answer, select the appropriate options in the answer area. NOTE: Each correct selection is worth one point

Requirement	Action
Dataverse table type to create for the referenced customer data.	<div>Create a virtual table. Create an activity table. Create a user-owned table. Create an organization-owned table.</div>
Protect sensitive customer data for specific fields.	<div>Create an alternate key. Create a secured column. Implement input method editor (IME) mode. Set the value of the visible property of the fields to false.</div>

- A. Mastered
- B. Not Mastered

Answer: A

Explanation:

Requirement	Action
Dataverse table type to create for the referenced customer data.	<div><div>Create a virtual table.</div><div>Create an activity table.</div><div>Create a user-owned table.</div><div>Create an organization-owned table.</div></div>
Protect sensitive customer data for specific fields.	<div><div>Create an alternate key.</div><div>Create a secured column.</div><div>Implement input method editor (IME) mode.</div><div>Set the value of the visible property of the fields to false.</div></div>

NEW QUESTION 138

- (Exam Topic 3)
A company creates a Microsoft Teams app that stores data in two tables in a Microsoft Dataverse for Teams environment. Users require access to the app and the app data. You need to configure access.
What should you do? To answer, select the appropriate options in the answer area. NOTE: Each correct selection is worth one point.

Access	Action
Access to the data	<div><div>Share the data and assign permissions.</div><div>Assign a permission set for each table in the app.</div><div>Create a security role and assign permissions by table.</div><div>Share the data and assign permissions.</div></div>
Access to the app	<div><div>Publish the app to a Teams channel.</div><div>Share with a security group.</div><div>Share with users.</div><div>Publish the app to a Teams channel.</div></div>

- A. Mastered
- B. Not Mastered

Answer: A

Explanation:
Answer Area

Access	Action
Access to the data	<div><div>Share the data and assign permissions.</div><div>Assign a permission set for each table in the app.</div><div>Create a security role and assign permissions by table.</div><div>Share the data and assign permissions.</div></div>
Access to the app	<div><div>Publish the app to a Teams channel.</div><div>Share with a security group.</div><div>Share with users.</div><div>Publish the app to a Teams channel.</div></div>

NEW QUESTION 142

- (Exam Topic 3)
You configure and test a user interface (UI) flow. You plan to run the flow as a scheduled flow.
The UI flow must run on a Windows 10 device. As part of process automation, the UI flow must sign into the Windows 10 device with the credentials for a user account named User1.
You need to ensure that the flow runs during non-peak hours and requires no physical user intervention. What should you do?

- A. Ensure that all user sessions are signed out except for locked user sessions.
- B. Ensure that the User1 account has an active user session on the device.
- C. Ensure that all user sessions are signed out.
- D. Ensure that there are no active user sessions on the device.

Answer: D

Explanation:
Reference:
<https://docs.microsoft.com/en-us/power-automate/ui-flows/run-ui-flow>

NEW QUESTION 144

- (Exam Topic 3)
You plan to create a Power Virtual Agents bot. The bot must support single sign-on.
You need to publish the bot.
Which two locations should you use? Each correct answer presents a complete solution. NOTE: Each correct selection is worth one point.

- A. Microsoft Teams
- B. Mobile app developed for iOS and Android

- C. Azure Bot Service channels
- D. Website developed using pro developer tools

Answer: AD

NEW QUESTION 145

- (Exam Topic 3)

You are a Dynamics 365 Sales administrator for a software company. The sales team wants to attach a large number of supporting documents to customer records, but management does not want to incur the cost of additional storage.

The company does not have any Office 365 application integrations enabled. You need to recommend a storage solution that keeps storage costs low. Solution: Enable server-based SharePoint integration.

Does the solution meet the goal?

- A. Yes
- B. No

Answer: A

Explanation:

References:

<https://docs.microsoft.com/en-us/power-platform/admin/set-up-dynamics-365-online-to-use-sharepoint-online>

NEW QUESTION 146

- (Exam Topic 3)

You are a Dynamics 365 Customer Service developer. A salesperson creates a chart.

You need to ensure that the chart is available to all users on the team.

Which actions should the salesperson perform? To answer, drag the appropriate actions to the correct users. Each action may be used once, more than once, or not at all. You may need to drag the split bar between panes or scroll to view content.

NOTE: Each correct selection is worth one point.

Actions

Share the chart with the team.

Assign the chart to each person on the team.

Export the user chart to Microsoft Power BI. Import it as a Power BI visualization.

Export the user chart for import as a user chart.

Export the user chart for import as a system chart.

Answer Area

Step	Action
1	Action
2	Action

- A. Mastered
- B. Not Mastered

Answer: A

Explanation:

Actions

Share the chart with the team.

Assign the chart to each person on the team.

Export the user chart to Microsoft Power BI. Import it as a Power BI visualization.

Export the user chart for import as a user chart.

Export the user chart for import as a system chart.

Answer Area

Step	Action
1	Export the user chart for import as a user chart.
2	Share the chart with the team.

NEW QUESTION 148

- (Exam Topic 3)

You are a Dynamics 365 Customer Service system administrator.

Your organization does not permit the use of custom code for solutions. You need to create a view that can be viewed by all users in an organization. Where

should you create the view?

- A. Microsoft Excel template
- B. Entities component of a solution
- C. Microsoft Virtual Studio
- D. Templates area

Answer: B

Explanation:

Entity: Refers to a table in Dataverse. Table and entity are often used interchangeably for data access. Edit public views through tables

- > Expand Data, select Tables, select the table you want, and then select the Views area.
- > On the toolbar, select Add view. Add view to table
- > On the Create a view dialog, enter a name and, optionally, a description, and then select Create. Reference: <https://docs.microsoft.com/en-us/power-apps/maker/model-driven-apps/create-edit-views-app-designer>

NEW QUESTION 153

- (Exam Topic 3)

You are designing a canvas app that connects to Common Data Service.

You need to configure the app to meet the requirements and ensure that the canvas app is available offline. What should you implement? To answer, select the appropriate options in the answer area.

NOTE: Each correct selection is worth one point.

Requirement	Function
Pass values from the current screen when moving to another screen.	<div><div></div><div>Navigate</div><div>Back</div><div>MovePrevious</div></div>
Display data to a user when the app is offline.	<div><div></div><div>LoadData</div><div>LoadDateOffline</div><div>ShowData</div></div>

- A. Mastered
- B. Not Mastered

Answer: A

Explanation:

Reference:
<https://docs.microsoft.com/en-us/powerapps/maker/canvas-apps/offline-apps>

NEW QUESTION 157

- (Exam Topic 3)

You are designing an app for a bank.

You must create entities for the app and configure relationships between entities:

Entity	Requirements
LoanApplicant	This entity represents a person who is applying for a loan. The entity must contain an attribute named Email. This attribute must provide look-up for the name of the applicant.
Loan	This entity represents a loan application. Loan applicants may apply for one loan per application. Loan applicants may have more than one active application.
Property	This entity represents the property that the applicant intends to purchase.

Which relationship types should you use? To answer, drag the appropriate relationship types to the correct requirements. Each relationship type may be used once, more than once, or not at all. You may need to drag the split bar between panes or scroll to view content.

NOTE: Each correct selection is worth one point.

Relationship types	Answer Area	
	Requirement	Relationship type
<div>1 : N</div>	The email attribute of the Loan Applicant entity must provide a look-up to the contact name and email.	<div></div>
<div>N : N</div>	Loan applicants can apply for one type of loan per application. Applicants can have more than one application.	<div></div>
<div>N : 1</div>	Loans must be applied for for a single property.	<div></div>

- A. Mastered
- B. Not Mastered

Answer: A

Explanation:
Text Description automatically generated
Box 1: N:1
You add a lookup column with a many-to-one relationship.
Box 2: N:N
Box 3: N:1
Reference:
<https://docs.microsoft.com/en-us/powerapps/maker/data-platform/data-platform-entity-lookup>

NEW QUESTION 160

- (Exam Topic 3)
You plan to create user interface (UI) flows to automate several web-based business processes that you currently perform manually. You need to ensure that users can create and run web UI flows.
Which three components must you install and configure on user's devices? Each correct answer presents part of the solution. NOTE Each correct selection is worth one point.

- A. UI Flows application
- B. Selenium IDE
- C. Latest version of Microsoft Edge
- D. On-premises data gateway
- E. Latest version of Mozilla Firefox

Answer: ABC

Explanation:
Reference:
<https://docs.microsoft.com/en-us/power-automate/ui-flows/setup>

NEW QUESTION 165

- (Exam Topic 3)
You are a Dynamics 365 for Customer Service developer.
You must trigger a mobile notification whenever a specific hashtag is posted from Twitter. The notification will send email to the company's social media teams distribution list.
You need to create a connection to the Twitter service and build a solution.
Which four actions should you perform in sequence? To answer, move the appropriate actions from the list of actions to the answer area and arrange them in the correct order.

Actions	Answer Area
Sign in to the Business platform admin center and create a new project and connection set.	
Create a trigger to search for the new posts with the hashtag.	
Create an action to send a mobile notification.	
Sign in to Power Automate and create a new blank flow.	⬅️ ⬆️
Create a trigger to send a mobile notification.	
Select the social media connector, generate an authentication key from the service, and enter the key for the connection.	
Create an action to search for the new posts with the hashtag.	
Select the social media connector and enter the user credentials for the connection.	

- A. Mastered
- B. Not Mastered

Answer: A

Explanation:

Actions	Answer Area
Sign in to the Business platform admin center and create a new project and connection set.	Sign in to Power Automate and create a new blank flow.
Create a trigger to search for the new posts with the hashtag.	Select the social media connector and enter the user credentials for the connection.
Create an action to send a mobile notification.	
Sign in to Power Automate and create a new blank flow.	⬅️ ⬆️
Create a trigger to send a mobile notification.	Create an action to search for the new posts with the hashtag.
Select the social media connector, generate an authentication key from the service, and enter the key for the connection.	
Create an action to search for the new posts with the hashtag.	
Select the social media connector and enter the user credentials for the connection.	Create a trigger to send a mobile notification.

NEW QUESTION 168

- (Exam Topic 3)

You plan to implement Microsoft Dataverse. You must track changes for two columns in the Account table. You must maintain a historical log of changes for the two columns and track only what is necessary. You configure the appropriate organization settings. You need to configure the system to track changes for the two columns. Which two actions should you perform? Each correct answer presents part of the solution. NOTE: Each correct selection is worth one point.

- A. Enable auditing for the Account table.
- B. Enable auditing for the two specific columns.
- C. Enable change tracking for the Account table.
- D. Enable change tracking for the two specific columns.

Answer: AB

Explanation:

By setting the IsAuditEnabled property of a table's definition and the IsAuditEnabled property of each desired column's definition to true, data changes to records of those tables can be logged by the platform. Note: There are three levels where auditing can be configured: organization, table, and column. The organization level is the highest level, followed by the table level, and finally the column level. For column auditing to take place, auditing must be enabled at the column, table, and organization levels. For table auditing to

take place, auditing must be enabled at the table and organization levels.

Reference:

<https://docs.microsoft.com/en-us/powerapps/developer/data-platform/configure-entities-attributes-auditing>

NEW QUESTION 171

- (Exam Topic 3)

A company creates a canvas app.

The app requires near real-time data from an accounting system that resides in a customers data center. You need to implement a solution for the app.

What should you create?

- A. Azure DevOps pipeline
- B. On-premises data gateway
- C. Power Pages
- D. Data integration project

Answer: B

NEW QUESTION 172

- (Exam Topic 3)

You are designing a Power Virtual Agents chatbot.

You observe that the environment you plan to use does not appear as an option in the Power Virtual Agents user interface.

You need to ensure that you can create the chatbot in the environment that you want to use.

What should you do?

- A. Create an environment in a supported region.
- B. Convert the environment to a sandbox environment.
- C. Change the region for the environment.

Answer: A

Explanation:

The environment doesn't show up in the drop-down menu of Power Virtual Agents

Your environment might not show up in the drop-down menu due to one of the following:

The environment doesn't have a database created. To resolve this issue, go to admin.powerplatform.com to create a database in your environment.

The environment is created in an unsupported region.

Reference: <https://docs.microsoft.com/en-us/power-virtual-agents/environments-first-run-experience>

NEW QUESTION 175

- (Exam Topic 3)

Note: This question is part of a series of questions that present the same scenario. Each question in the series contains a unique solution that might meet the stated goals. Some question sets might have more than one correct solution, while others might not have a correct solution.

After you answer a question in this section, you will NOT be able to return to it. As a result, these questions will not appear in the review screen.

You are a Dynamics 365 Sales administrator for a software company. The sales team wants to attach a large number of supporting documents to customer records, but management does not want to incur the cost of additional storage.

The company does not have any Office 365 application integrations enabled. You need to recommend a storage solution that keeps storage costs low. Solution: Enable OneDrive for Business.

Does this meet the goal?

- A. Yes
- B. No

Answer: B

NEW QUESTION 180

.....

Thank You for Trying Our Product

We offer two products:

1st - We have Practice Tests Software with Actual Exam Questions

2nd - Questions and Answers in PDF Format

PL-200 Practice Exam Features:

- * PL-200 Questions and Answers Updated Frequently
- * PL-200 Practice Questions Verified by Expert Senior Certified Staff
- * PL-200 Most Realistic Questions that Guarantee you a Pass on Your First Try
- * PL-200 Practice Test Questions in Multiple Choice Formats and Updates for 1 Year

100% Actual & Verified — Instant Download, Please Click
[Order The PL-200 Practice Test Here](#)