

Microsoft

Exam Questions PL-200

Microsoft Power Platform Functional Consultant



NEW QUESTION 1

- (Exam Topic 1)
 You need to design the resort portal's email registration process.
 Which solutions should you use? To answer, select the appropriate options in the answer area.
 NOTE: Each correct selection is worth one point.

Requirement	Solution
Implement the invitation code redemption process.	<div> <div></div> <div> Auto-populate the invitation code field on the sign-in screen from the email link. Embed the invitation code in the email link URL. Send the customer their username and temporary password in the email link. </div> </div>
Validate the user's email.	<div> <div></div> <div> Two-factor authentication Azure Active Directory authentication Social provider sign-in Invitation code sign-up </div> </div>

- A. Mastered
- B. Not Mastered

Answer: A

Explanation:
 Graphical user interface, text, application, email Description automatically generated

NEW QUESTION 2

- (Exam Topic 1)
 You need to design the resort portal's email registration process.
 Which solutions should you use? To answer, select the appropriate options in the answer area. NOTE: Each correct selection is worth one point.

Requirement	Solution
Implement the invitation code redemption process.	<div> <div></div> <div> Auto-populate the invitation code field on the sign-in screen from the email link. Embed the invitation code in the email link URL. Send the customer their username and temporary password in the email link. </div> </div>
Validate the user's email.	<div> <div></div> <div> Two-factor authentication Azure Active Directory authentication Social provider sign-in Invitation code sign-up </div> </div>

- A. Mastered
- B. Not Mastered

Answer: A

Explanation:

Requirement	Solution
Implement the invitation code redemption process.	<div> <div></div> <div> Auto-populate the invitation code field on the sign-in screen from the email link. Embed the invitation code in the email link URL. Send the customer their username and temporary password in the email link. </div> </div>
Validate the user's email.	<div> <div></div> <div> Two-factor authentication Azure Active Directory authentication Social provider sign-in Invitation code sign-up </div> </div>

NEW QUESTION 3

- (Exam Topic 1)
 You need to design the resort portal to meet the business requirements. Which data source should you use?

- A. Microsoft Excel
- B. Azure SQL Database
- C. SQL Server
- D. Common Data Service

Answer: A

NEW QUESTION 4

- (Exam Topic 1)
You need to embed the check-in solution into the communication solution. To answer, select the appropriate options in the answer area.
NOTE: Each correct selection is worth one point.

What must you use to embed the check-in solution?

Visual Studio

Power Apps Web Studio

AI Builder

Common Data Service

Where must the check-in solution be available within the communication solution?

chat section of the solution

Microsoft 365 Apps selection grid

in an embedded webpage

in a tab

- A. Mastered
- B. Not Mastered

Answer: A

Explanation:
Graphical user interface, application, Word Description automatically generated
Box 1: Power Apps Web Studio
Scenario: The check-in solution must continue to function if there are internet issues. If the self-service kiosks are not available, staff must be able to use the check-in solution from within their communication solution.
PowerApps Studio is a browser application used to edit your apps. PowerApps Studio includes a drag-and-drop canvas in the center of the screen and a screen or object list pane on the left. Properties, Rules, and Advanced Properties for selected screens or controls are displayed in the right pane.
Box 2: in a tab
You can customize the Teams experience by adding Power Apps canvas apps to your channels in Teams using the PowerApps tab.

NEW QUESTION 5

- (Exam Topic 1)
You need to design and create the solution for gathering contact information from guests for marketing purposes.
What should you use? To answer, select the appropriate options In the answer area. NOTE: Each correct selection is worth one point.

Action	Solution
Extract business card data.	<div><div></div><div>AI Builder</div><div>Common Data Service</div><div>Power Virtual Agents</div><div>Power Automate</div></div>
Implement the contact gathering solution.	<div><div></div><div>Create a new entity extraction component.</div><div>Integrate the solution with Azure Cognitive Services.</div><div>Use a prebuilt AI model.</div></div>

- A. Mastered
- B. Not Mastered

Answer: A

Explanation:

Action	Solution
Extract business card data.	<div> <div>AI Builder</div> <div>Common Data Service</div> <div>Power Virtual Agents</div> <div>Power Automate</div> </div>
Implement the contact gathering solution.	<div> <div>Create a new entity extraction component.</div> <div>Integrate the solution with Azure Cognitive Services.</div> <div>Use a prebuilt AI model.</div> </div>

NEW QUESTION 6

- (Exam Topic 2)

You need to coordinate updates and deployment for managed solutions containing completed work without disrupting the system.

What should you do? To answer, select the appropriate options in the answer area.

NOTE: Each correct selection is worth one point.

Deployment option for changes to an unrelated table

Deploy a patch with the changes made from the current solution.

Deploy a full copy of the new solution with the changes using the upgrade option.

Deploy a full copy of the current solution with the changes using the upgrade option.

Deployment option for automation enhancements

Deploy the new solution and then deploy a full copy of the original solution. Use the upgrade option for both deployments.

Deploy a full copy of the original solution and then deploy the new solution. Use the upgrade option for both deployments.

Deploy a full copy of the original solution using the upgrade option. Then, deploy the new solution by using the update option.

- A. Mastered
- B. Not Mastered

Answer: A

Explanation:

Box 1: Deploy a patch with the changes made from the current solution. Scenario:

The Onsite Visit managed solution has a table that is not in the Verification Process Automation managed solution. This table must be upgraded prior to the go-live date without the other shared components.

Box 2: Deploy a full copy of the original solution using the upgrade option. Then, deploy the new solution by using the update option.

Scenario: All components required for the verification process must be included in a new solution. Corporate security requires that deployments to non-development environments must be automated using service accounts.

Managed solutions are used to move customizations from the development environment to other higher-level environments. These solutions are created and maintained by the power users and provided to internal IT for deployment when they are ready.

Note:

Upgrade This is the default option and upgrades your solution to the latest version and rolls up all previous patches in one step. Any components associated to the previous solution version that are not in the newer solution version will be deleted. This is the recommended option as it will ensure that your resulting configuration state is consistent with the importing solution including removal of components that are no longer part of the solution.

Update This option replaces your solution with this version. Components that are not in the newer solution won't be deleted and will remain in the system. This option is not recommended as your destination environment will differ in configuration from your source environment and could cause issues that are difficult to reproduce and diagnose.

Reference: <https://docs.microsoft.com/en-us/power-apps/maker/data-platform/update-solutions>

NEW QUESTION 7

- (Exam Topic 3)

You set up a new instance of Dynamics 365 for Customer Service. Users report a variety of issues working with cases on mobile devices. You need to configure the mobile app to be able to view cases. NOTE: Each correct selection is worth one point.

Scenario	Action needed
Users cannot see case records on mobile devices.	<div><div></div><div>Configure mobile settings set on the case entity level.</div><div>Configure mobile settings at the field level within the case form.</div><div>Configure a security role in the mobile permission set for appropriate users.</div></div>
Users can open cases but cannot see the subject of the case.	<div><div></div><div>Configure mobile settings set at the case entity level.</div><div>Configure mobile settings at the field level within the case form.</div><div>Configure a security role in the mobile permission set for appropriate users.</div></div>
Users report that they cannot access the system from the Dynamics 365 mobile app.	<div><div></div><div>Configure mobile settings set at the case entity level.</div><div>Configure mobile settings at the field level within the case form.</div><div>Configure a security role in the mobile permission set for appropriate users.</div></div>

- A. Mastered
B. Not Mastered

Answer: A

Explanation:

- * 1. User is able to login but can't see Case Records --> "Configure Mobile Settings on Case Entity Level"
 - * 2. Users can open cases but cannot see the subject of the case - "configure mobile settings at the field level within the case form"
 - * 3. User reports that they cannot access the system from Dynamics 365 mobile app --> Configure a security role in the mobile permission set of the appropriate user
- <https://docs.microsoft.com/en-us/dynamics365/customer-engagement/mobile-app/set-up-dynamics-365-for-phon>

NEW QUESTION 8

- (Exam Topic 3)

A company uses a model-driven Power Apps app in a new environment. The base language is English. You need to configure French and Spanish. Which configuration component should you use? To answer, select the appropriate options in the answer area.
NOTE: Each correct selection is worth one point.

Requirement	Configuration component
Allow a language to be used within an organization.	<div><div></div><div>Default language</div><div>Language collation</div><div>Language packs</div><div>LCID</div></div>
Enable the languages.	<div><div></div><div>Browser</div><div>Environment</div><div>Power Apps app</div><div>Tenant</div></div>

- A. Mastered
B. Not Mastered

Answer: A

Explanation:

Box 1: Language packs
Before users can start using a Language Pack to display a language, the Language Pack must be enabled in your organization.
Box 2: Environment Enable the language
These settings can be found in the Microsoft Power Platform admin center by going to Environments > [select an environment] > Settings > Product > Languages.
Reference: <https://docs.microsoft.com/en-us/power-platform/admin/enable-languages>

NEW QUESTION 9

- (Exam Topic 3)

You are creating a canvas app.
A user will click a button on each screen of a Power Apps app to proceed to the next screen. You need to implement an action that selects the next screen that the user sees.
Which event should you handle?

- A. OnLoad

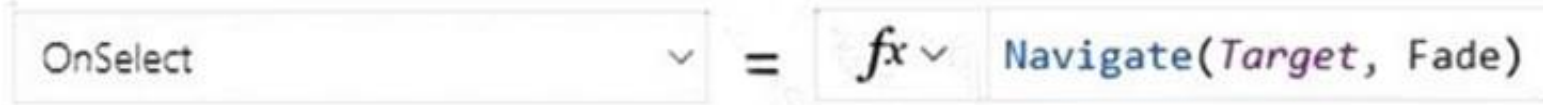
- B. OnCheck
- C. ScreenTransition
- D. OnSelect

Answer: D

Explanation:

Add navigation

- * 1. With the Source screen selected, open the Insert tab, select Icons, and then select Next arrow.
- * 2. With the arrow still selected, select the Action tab, and then select Navigate.
- * 3. The OnSelect property for the arrow is automatically set to a Navigate function.



- * 4. When a user selects the arrow, the Target screen fades in.
- * 5. On the Target screen, add a Back arrow, and set its OnSelect property to this formula:
- * 6. Navigate(Source, ScreenTransition.Fade)
- * 7. While holding down the Alt key, toggle between screens by selecting the arrow on each screen. Reference: https://docs.microsoft.com/en-us/powerapps/maker/canvas-apps/add-screen-context-variables

NEW QUESTION 10

- (Exam Topic 3)

A company uses three apps to complete several business processes.

You need to identify solutions to help the company perform regression testing when the apps are updated. Which two tools should you use? Each correct answer presents part of the solution.

NOTE: Each correct selection is worth one point.

- A. Power Automate automated flow
- B. Windows recorder (V1)
- C. Power Automate desktop flow
- D. Windows Steps Recorder

Answer: BD

NEW QUESTION 10

- (Exam Topic 3)

You ate a Dynamics 365 help desk administrator

You need to create a dashboard that displays information on help desk cases that ate handled each week. Which dashboard components should you use? To answer, select the appropriate options in the answer area. NOTE: Each correct selection is worth one point.

Answer Area	Requirement	Component type
	Add a tag chart by using opened cases.	<div>System chart</div> <div>Personal chart</div> <div>Area chart</div>
	Add a stacked column chart shared with your team.	<div>System chart</div> <div>Personal chart</div> <div>Area chart</div>
	Add a Microsoft Power BI visualization.	<div>System chart</div> <div>Personal chart</div> <div>Area chart</div>
	Add a chart from a view that a user creates.	<div>System chart</div> <div>Personal chart</div> <div>Area chart</div>
	Add a doughnut chart that shows cases by owner.	<div>System chart</div> <div>Personal chart</div> <div>Area chart</div>

- A. Mastered
- B. Not Mastered

Answer: A

Explanation:

System Personal Personal

Personal System

https://docs.microsoft.com/en-us/dynamics365/customer-engagement/basics/add-edit-power-bi-visualizations-da

NEW QUESTION 12

- (Exam Topic 3)

You need to recommend a role for users to perform several required tasks. The solution must use the principle of least privilege.

Which roles should you recommend? To answer, drag the appropriate roles to the correct functions. Each role may be used once, more than once, or not at all.

You may need to drag the split bar between panes or scroll to view content.

NOTE: Each correct selection is worth one point.

Roles	Answer Area	
	Function	Role
Office 365 global administrator	Create new users.	Role
Office 365 service administrator		Role
Dynamics 365 service administrator	Assign roles to users.	Role
Dynamics 365 system administrator	Perform backups for an instance.	Role

- A. Mastered
- B. Not Mastered

Answer: A

Explanation:

Graphical user interface, text, application Description automatically generated

Box 1: Office 365 Global Administrator

You may think that the Dynamics 365 system administrator would have power to do all the actions needed to manage Dynamics 365, but this is not the case. What's different in Microsoft cloud deployments is that licenses and user accounts are managed in Office 365 by an Office 365 Global Administrator. This role is analogous to a network administrator for an on premises deployment. The Global Administrator is the only role to create new user accounts and assign subscription licenses for Dynamics 365 (and other Office 365 apps such as Skype, Power BI and SharePoint).

Box 2: Dynamics 365 system administrator

The Dynamics 365 system administrator may assign roles and permissions to the Dynamics 365 user within an instance of Dynamics 365. The Dynamics 365 system administrator also controls all the settings in Dynamics 365.

Box 3: Dynamics 365 admin

The Dynamics 365 admin can perform backups and restores. Reference:

<https://docs.microsoft.com/en-us/power-platform/admin/use-service-admin-role-manage-tenant>

<https://community.dynamics.com/crm/b/govandthecity/posts/understanding-dynamics-365-and-office-365-admi>

NEW QUESTION 17

- (Exam Topic 3)

You are a consultant. A client asks you to remove several solutions in one of their Microsoft Dataverse environments

The client wants to know what effect removing the solutions will have on the rest of the system. You need to explain the results of removing the solutions.

Which components be affected? To answer, select the appropriate options in the answer area. NOTE: Each correct selection is worth one point.

Solution description	Component or components removed
An unmanaged solution contains a custom table. The table is in a parent-child relationship with another table.	<div><div></div><div>The solution only. The solution and the lookup column. The solution, the table, and any data in the table.</div></div>
A managed solution patch contains an update to a column label. The column is used in several forms and views.	<div><div></div><div>The solution and the updated column label. The solution, the column, and any data in the column. The solution, the table, and the updated column label.</div></div>
A managed solution that was created by an independent solution provider (ISV) contains a custom table and changes to the site map.	<div><div></div><div>The solution only. The solution and the site map. The solution, the table, and any data in the table.</div></div>

- A. Mastered
- B. Not Mastered

Answer: A

Explanation:

Graphical user interface, text, application, email Description automatically generated

NEW QUESTION 18

- (Exam Topic 3)

A company uses Microsoft Teams. You plan to create a Power Apps app for Microsoft Teams. You need to determine the environment that will used by the app. Which environment will the app use?

- A. An existing Dataverse environment that you select.
- B. An existing Dataverse for Teams environment that you select.
- C. A Dataverse environment that is automatically created for the team.

D. A Dataverse for Teams environment that is automatically created for the team.

Answer: D

Explanation:

The Dataverse for Teams environment is automatically created for the selected team when you create an app or bot in Microsoft Teams for the first time or install a Power Apps app from the app catalog for the first time. The Dataverse for Teams environment is used to store, manage, and share team-specific data, apps, and flows. Each team can have one environment, and all data, apps, bots, and flows created with the Power Apps app inside a team are available from that team's Dataverse for Teams database.

Reference:

<https://docs.microsoft.com/en-us/power-platform/admin/about-teams-environment>

NEW QUESTION 23

- (Exam Topic 3)

A company uses model-driven apps.

Users in the sales department enter the first name, last name, and phone number of customers in the app. The users request a single screen in the app to enter the customer data.

You need to configure the app. What should you do?

- A. Create a canvas app.
- B. Modify the site map.
- C. Create a Power Automate flow.
- D. Use a Power Virtual Agents app.

Answer: A

NEW QUESTION 24

- (Exam Topic 3)

You are a Dynamics 365 Sales administrator for a software company. The sales team wants to attach a large number of supporting documents to customer records, but management does not want to incur the cost of additional storage.

The company does not have any Office 365 application integrations enabled. You need to recommend a storage solution that keeps storage costs low. Solution: Enable Outlook integration

Does the solution meet the goal?

- A. Yes
- B. No

Answer: B

Explanation:

Instead enable server-based SharePoint integration. Reference:

<https://docs.microsoft.com/en-us/power-platform/admin/set-up-dynamics-365-online-to-use-sharepoint-online>

NEW QUESTION 25

- (Exam Topic 3)

Note: This question is part of a series of questions that present the same scenario. Each question in the series contains a unique solution that might meet the stated goals. Some question sets might have more than one correct solution, while others might not have a correct solution.

After you answer a question in this section, you will NOT be able to return to it. As a result, these questions will not appear in the review screen.

You administer the Microsoft 365 and Power Platform environments for Contoso, Ltd. The company has a model-driven app that is used to track customer interactions with employees. The app uses standard table types for customers. A user named Elisabeth Rice signs in to the app by using the following sign in name: Elisabeth.Rice@contoso.com.

After marriage, Elisabeth changes her legal name to Elisabeth Mueller.

You need to update the sign in name for the user without losing any application history.

Solution: Delete the user account in the Power Platform admin portal and recreate the account by using the new name.

Does the solution meet the goal?

- A. Yes
- B. No

Answer: B

NEW QUESTION 30

- (Exam Topic 3)

You are implementing a model-driven app to support a new line of business. There are several places where automated business logic must be applied. You need to determine how to apply the business logic.

Which method should you use? To answer, drag the appropriate methods to the appropriate business logic statements. Each method may be used once, more than once, or not at all. You may need to drag the split bar between panes or scroll to view content.

NOTE: Each correct selection is worth one point.

Methods

Answer Area

Business rule

Real-time workflow

Power Automate instant flow

Business logic

Make a field read only until a predetermined value is exceeded

Automatically send an email when a record's status is changed to deactivated.

Use the previous value of a field when the value is automatically updated as part of the

Method

Method

Method

Method

- A. Mastered
- B. Not Mastered

Answer: A

Explanation:

Graphical user interface, text, application Description automatically generated

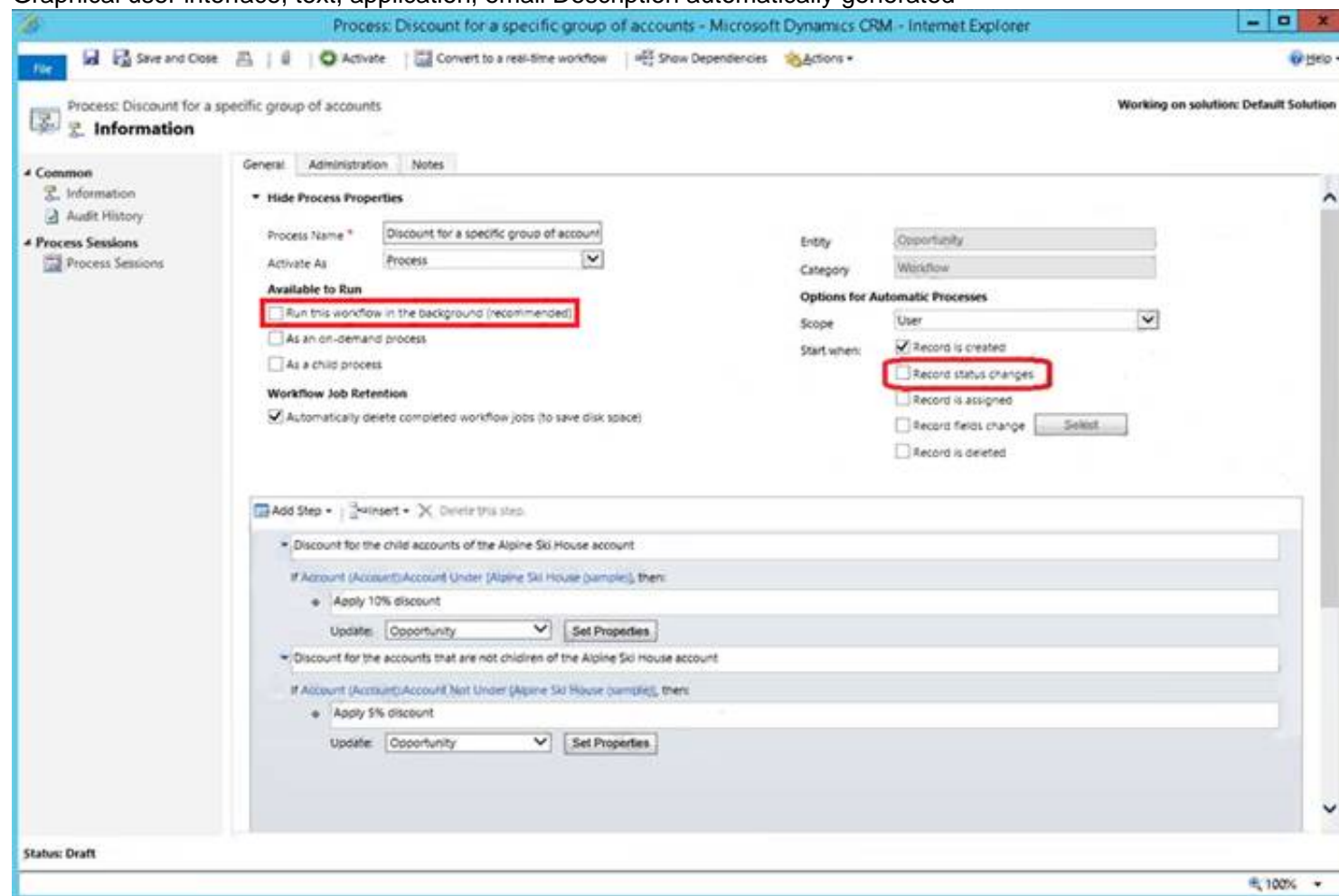
Box 1: Business rule

By combining conditions and actions, you can do any of the following with business rules:

- > NSE5_FSM-5.2 Set column values
- > Clear column values
- > Set column requirement levels
- > Show or hide columns
- > Enable or disable columns
- > Validate data and show error messages
- > Create business recommendations based on business intelligence.

Box 2: Real-time workflow Real-time workflows:

Graphical user interface, text, application, email Description automatically generated



Box 3: Power Automate instant flow

Instant Flows don't have a trigger in the same way as the Automated flow. Instead, they are triggered manually or on-demand, such as a user clicking a Flow button in the mobile app.

Reference:

<https://docs.microsoft.com/en-us/powerapps/maker/model-driven-apps/create-business-rules-recommendations-a> <https://docs.microsoft.com/en-us/powerapps/maker/data-platform/configure-workflow-steps> <https://carldesouza.com/difference-between-instant-automated-and-scheduled-flows-in-power-automate-and-ho>

NEW QUESTION 32

- (Exam Topic 3)

A company uses a Power Apps app with Microsoft Dataverse.

The company requires the import of records into Dataverse. Duplicate records in the data must be deleted without user intervention.

You create a duplicate detection rule.

You need to configure the rule for the data import. Which option should you configure?

- A. Enable the Templates for Data Import option.
- B. Enable the When a record is created or updated option.
- C. Disable the Allow Duplicates option.
- D. Enable the During data import option.

Answer: D

NEW QUESTION 37

- (Exam Topic 3)

A company uses Power Apps.

You create a custom table and configure a child table relationship with the contact table. You need to configure the cascading rules for each action.

Which behavior should you use? To answer, drag the appropriate behaviors to the correct actions. Each behavior may be used once, more than once, or not at all.

You may need to drag the split bar between panes or scroll to view content.

NOTE: Each correct selection is worth one point.

Behaviors

Restrict

Cascade All

Cascade None

Answer Area

Action

Custom table record is deleted.

Custom table record is shared.

Behavior

- A. Mastered
- B. Not Mastered

Answer: A

Explanation:

Behaviors

Restrict

Cascade All

Cascade None

Answer Area

Action

Custom table record is deleted.

Custom table record is shared.

Behavior

Restrict

Cascade All

NEW QUESTION 39

- (Exam Topic 3)

You are creating a Power Virtual Agents chatbot for a Microsoft Power Platform power apps portal app. The job title of users must be stored automatically when users log in. The job title must always appear in the chatbot.

You need to configure the job title functionality. Which mechanism should you use?

- A. artificial intelligence
- B. variable
- C. entity
- D. topic

Answer: B

Explanation:

After enabling the Authentication, you will now have access to Two variables, bot.UserDisplayName

bot.UserId

Reference:

<https://powerusers.microsoft.com/t5/Power-Virtual-Agents-Community/Getting-User-Details-To-Use-In-Power>

NEW QUESTION 40

- (Exam Topic 3)

You plan to automate several different processes by using Power Automate. Each process has unique characteristics.

You need to recommend components for each process.

Which components should you recommend? To answer, drag the appropriate components to the correct processes. Each component may be used once, more than once, or not at all. You may need to drag the split bar between panes or scroll to view content.

NOTE: Each correct selection is worth one point.

Components	Answer Area	
Attended UI flow	Process	Component
Unattended UI flow	Access data from an internally created web application with basic REST API functionality as part of a nightly batch job.	Component
Flow that uses a custom connector		
Flow that uses a prebuilt connector	Access data from a public web site with no API functionality for emails processed through an unmonitored queue.	Component

- A. Mastered
B. Not Mastered

Answer: A

Explanation:

1: Custom connector (REST API access) 2: Unattended UI flow

NEW QUESTION 45

- (Exam Topic 3)

You create workflows to automate business processes.

You need to create a workflow that automatically sends emails based on a mail merge template. The workflow must contain the following configurations:

- > Run immediately.
- > Validate when a condition is met.
- > Perform an action when a condition is met.

To answer, select the appropriate configuration in the answer area.

NOTE: Each correct selection is worth one point.

Workflow Requirement	Configuration Option
Run immediately.	<div>▼</div> <div>Approve the workflow.</div> <div>Configure the workflow to run now.</div> <div>Configure child workflow to run now.</div>
Validate when a condition is met.	<div>▼</div> <div>Publish workflow.</div> <div>Subject contains data.</div> <div>Trigger when a Power Automate button is pressed.</div>
Perform an action when a condition is met.	<div>▼</div> <div>Send an email.</div> <div>View chart.</div> <div>Update a security role.</div>

- A. Mastered
B. Not Mastered

Answer: A

Explanation:

Graphical user interface, text, application, email Description automatically generated

NEW QUESTION 47

- (Exam Topic 3)

A company plans to implement chatbots by using Power Virtual Agents. The company has the following requirements for the bots:

- Users in the accounting department must be able to create a bot for frequently asked questions.
- The support desk users must be able to use the bot.

The users must not be able to change environment parameters in the Microsoft Power Platform environment.

You need to configure the permissions for the bots.

Which actions should you implement? To answer, select the appropriate options in the answer area. NOTE: Each correct selection is worth one point.

Answer Area

Requirement	Action
Users can create a bot.	<div>Assign users the Maker permissions.</div> <div>Assign users to a security role.</div> <div>Share the bot with a security group.</div> <div>Assign users the Maker permissions.</div> <div>Assign users the System Administrator role.</div>
Support desk users can use the bot.	<div>Share the bot with a security group.</div> <div>Assign users to a security role.</div> <div>Share the bot with a security group.</div> <div>Assign users the Maker permissions.</div> <div>Assign users the System Administrator role.</div>

- A. Mastered
B. Not Mastered

Answer: A

Explanation:

Answer Area

Requirement	Action
Users can create a bot.	<div>Assign users the Maker permissions.</div> <div>Assign users to a security role.</div> <div>Share the bot with a security group.</div> <div>Assign users the Maker permissions.</div> <div>Assign users the System Administrator role.</div>
Support desk users can use the bot.	<div>Share the bot with a security group.</div> <div>Assign users to a security role.</div> <div>Share the bot with a security group.</div> <div>Assign users the Maker permissions.</div> <div>Assign users the System Administrator role.</div>

NEW QUESTION 50

- (Exam Topic 3)

You create a model-driven app for an automobile parts help desk.

A help desk agent uses a form to gather information about customers' automobiles in two custom tables. The names of the tables are Client and Automobile, The form must prepopulate the following information about the customer from the client table:

- First name
- Last name

The agent must be able to type the following information about the automobile:

- Automobile make
- Automobile model

You need to implement the form.

What should you configure? To answer, select the appropriate options in the answer area. NOTE: Each correct selection is worth one point.

Answer Area

Requirement	Configuration
Prepopulate client information	<div>Relationship</div> <div>Dataflow</div> <div>Relationship</div> <div>Alternate key</div> <div>Virtual table</div>
Enter automobile information	<div>Table</div> <div>Table</div> <div>View</div> <div>Connector</div> <div>Power Automate flow</div>

- A. Mastered
B. Not Mastered

Answer: A

Explanation:

Answer Area

Requirement

Prepopulate client information

Configuration

NEW QUESTION 55

- (Exam Topic 3)

A company is developing several Power Virtual Agents chatbots. The company manufactures more than 1,000 different products. The chatbots must prompt users to enter or select a product.

You need to store the model information so that it can be reused across all chatbots. Where should you store the model data?

- A. Global variables
- B. Custom entities
- C. Topics
- D. Multiple choice options

Answer: A

NEW QUESTION 56

- (Exam Topic 3)

A company has marketing teams for different regions.

A user creates and publishes a chatbot within Microsoft Teams for their specific marketing team.

The base metrics retrieved by the chatbot are relevant to all marketing teams. The other marketing teams request access to the chatbot.

You need to publish the chatbot to the entire company. What should you do?

- A. Configure the chatbot to be used with the Teams channel.
- B. Submit the chatbot for admin approval.
- C. Copy the published chatbot link and email it to the other teams
- D. Invite the other teams to the team that has the chatbot.
- E. Export the chatbot and import it into a corporate environment.

Answer: B

Explanation:

Show to teammates and shared users

You can share your bot by adding it to the Microsoft Teams app store, Built for your org > Built by your colleagues section. Only your teammates and shared users will find the bot there.

Important

Only teammates or shared users can find and install the bot in the Microsoft Teams app store Built by your colleague section. The bot will not show for everyone in the organization even if it is configured to allow everyone to use the bot. To show the bot to the organization, submit the bot for admin's approval to show in Microsoft Teams app store Built by your org section.

Reference:

<https://docs.microsoft.com/en-us/power-virtual-agents/teams/publication-add-bot-to-microsoft-teams-teams>

NEW QUESTION 61

- (Exam Topic 3)

You are a Dynamics 365 Customer Services administrator. You have a Production instance and Sandbox instance.

Users record Production instance data in the Sandbox instance.

You need to ensure that the users only record data in the Production instance.

Which security function needs to be edited to prevent access to the Sandbox? To answer, select the appropriate options in the answer area.

NOTE: Each correct selection is worth one point.

Application area	Security function
Microsoft 365 admin center	<div><div></div><div>Roles</div><div>Groups</div><div>Licenses</div><div>Access rights</div></div>
Dynamics 365 Sandbox instance	<div><div></div><div>Roles</div><div>Groups</div><div>Access rights</div></div>

- A. Mastered
- B. Not Mastered

Answer: A

Explanation:

Reference:
<https://docs.microsoft.com/en-us/power-platform/admin/control-user-access>

NEW QUESTION 64

- (Exam Topic 3)
A company uses a canvas app to manage production resources in a specific region. Employees must be at company locations to use the app. Due to a sudden requirement for employees to work remotely, employees no longer commute to a specific location to conduct their work and cannot access the canvas app. You must reconfigure the app to ensure that employees only access the app from a limited number of locations. You need to restrict access to the app. Which components should you configure? To answer, select the appropriate options in the answer area. NOTE: Each correct selection is worth one point.

Requirement	Component
Ensure that employees can only access the app form a specific region	<div><div></div><div>Canvas app settings</div><div>Power Platform admin center</div><div>Azure Active Directory</div><div>Office 365 admin center</div></div>
Specify the locations where a user can access the app	<div><div></div><div>Security role</div><div>Conditional Access policy</div><div>Local Security policy</div><div>Compliance policy</div></div>

- A. Mastered
- B. Not Mastered

Answer: A

Explanation:

Graphical user interface, text, application, email Description automatically generated
Reference:
<https://docs.microsoft.com/en-us/power-platform/admin/restrict-access-online-trusted-ip-rules>

NEW QUESTION 67

- (Exam Topic 3)
A car dealership has a Dynamics 365 Sales environment for its sales company and another environment for its leasing company. Users in one environment must not be able to see the other environment. You need to grant salespeople access to the sales company environment. What should you do?
A. Add salespeople to a security role.
B. Set privileges.
C. Add salespeople to an Office 365 security group.
D. Set app security

Answer: C

Explanation:

Reference:
<https://docs.microsoft.com/en-us/power-platform/admin/control-user-access>

NEW QUESTION 70

- (Exam Topic 3)
You are a Dynamics 365 Sales administrator for a software company. The sales team wants to attach a large number of supporting documents to customer records, but management does not want to incur the cost of additional storage.
The company does not have any Office 365 application integrations enabled. You need to recommend a storage solution that keeps storage costs low. Solution: Enable OneNote integration.
Does the solution meet the goal?

- A. Yes
- B. No

Answer: B

NEW QUESTION 73

- (Exam Topic 3)
You are a Dynamics 365 Customer Engagement administrator. You create a new solution in Dynamics 365. You need to help end users understand which actions to take next and ensure that user interaction occurs in manageable steps.
Which actions should you perform? To answer, select the appropriate options in the answer area. NOTE: Each correct selection is worth one point.

Guide the user with actions to take.

Configure views and charts.

Configure business process flows.

Configure workflows.

Ensure user interaction in manageable steps.

Configure the timeline on the form.

Configure each stage with the actions that need to be completed.

Configure Insights.

- A. Mastered
- B. Not Mastered

Answer: A

Explanation:

Guide the user with actions to take.

Configure views and charts.

Configure business process flows.

Configure workflows.

Ensure user interaction in manageable steps.

Configure the timeline on the form.

Configure each stage with the actions that need to be completed.

Configure Insights.

NEW QUESTION 78

- (Exam Topic 3)
A company has a canvas app that includes the following screens: Screen1 and Screen2. The OnVisible property for Screen1 contains the following expression.
Set(AgeGroups, ["1-25", "26-54", "55+"])
For each of the following statements, select Yes if the statement is true. Otherwise, select No. NOTE: Each correct selection is worth one point.

Statements	Yes	No
AgeGroups can be accessed from Screen1 and Screen2.	<input type="radio"/>	<input type="radio"/>
AgeGroups is a collection.	<input type="radio"/>	<input type="radio"/>
You can use the Update function to change values in AgeGroups.	<input type="radio"/>	<input type="radio"/>

- A. Mastered
- B. Not Mastered

Answer: A

Explanation:

Statements	Yes	No
AgeGroups can be accessed from Screen1 and Screen2.	<input type="radio"/>	<input checked="" type="radio"/>
AgeGroups is a collection.	<input type="radio"/>	<input checked="" type="radio"/>
You can use the Update function to change values in AgeGroups.	<input checked="" type="radio"/>	<input type="radio"/>

NEW QUESTION 83

- (Exam Topic 3)

You create a canvas app that uses data from a Microsoft SQL Server database.

You use a dataflow to move some of the data from the database to Microsoft Dataverse. Users will filter the data by using the app.

You need to filter data in the dataflow and in the canvas app.

Which tools should you use? To answer, drag the appropriate tools to the correct requirements. Each tool may be used once, more than once, or not at all. You may need to drag the split bar between panes or scroll to view content.

Tools

Power Fx

Power Query

T-SQL

Kusto

Answer Area

Requirement

Filter data in the dataflow.

Filter data in the canvas app.

Tool

- A. Mastered
- B. Not Mastered

Answer: A

Explanation:

Tools

Power Fx

Power Query

T-SQL

Kusto

Answer Area

Requirement

Filter data in the dataflow.

Filter data in the canvas app.

Tool

Power Query

T-SQL

NEW QUESTION 87

- (Exam Topic 3)

You have a model-driven app. You create five Microsoft Excel templates for analyzing customer data. Four of the templates must be available to all users. The remaining template must be available only to you.

You configure the appropriate security roles for users.

You need to determine how to upload the Excel templates.

Which method should you use? To answer, select the appropriate options in the answer area.

NOTE: Each correct selection is worth one point.

Availability	Method
Available to everyone	<div><div></div><div>In the Settings menu, select Document Templates.</div><div>In the view for the email records, select Excel Templates.</div><div>In the Settings menu, select Email Templates.</div></div>
Available only to yourself	<div><div></div><div>In the Settings menu, select Document Templates.</div><div>In the view for the email records, select Excel Templates.</div><div>In the Settings menu, select Email Templates.</div></div>

- A. Mastered
B. Not Mastered

Answer: A

Explanation:

Table Description automatically generated with medium confidence

Box 1: In the Settings menu, select Document Templates

Templates uploaded from the Settings page are available to all users. You don't need to take any further action. Administrators can use the Settings page to upload the Excel template. A template uploaded in Settings is available to all users.

For admins: Upload the Excel template

- > Go to Settings > Templates > Document Templates.
- > Click Upload Template.
- > Drag the Excel file into the dialog box or browse to find and upload the file.
- > Upload Template dialog box.
- > Click Upload.

Box 2: In the view for the email records, select Excel templates

Note: For non-admins or admins wanting to create a personal template: Upload the Excel template

Open a page with a list of records, for example, the list of Sales Opportunities. Go to Sales > Opportunities > My Open Opportunities.

- > On the menu bar, click Excel Templates > Create Excel Template.
- > Click Excel Template > Upload.
- > Click Upload to add the Excel template.
- > Drag the file into the dialog box or browse to find and upload the file.
- > Click Upload.

Reference:

https://docs.microsoft.com/en-us/power-platform/admin/analyze-your-data-with-excel-templates

NEW QUESTION 92

- (Exam Topic 3)

The app needs to store temporary data

- Each screen must maintain a separate copy of data and pass the data to another screen.
- The app must be able to update separate rows of a table independently. You need to configure variables for the data.

Which variable types should you use? To answer, drag the appropriate variable types to the correct requirements. Each variable type may be used once, more than once, or not at all. You may need to drag the split bar between panes or scroll to view content.

NOTE: Each correct selection is worth one point.

Variable types

Collection

Global variable

Context variable

Answer Area

Requirement

Screens maintain separate data and pass the data to another screen.

Update separate rows of a table independently.

Variable type

Global variable

Context variable

- A. Mastered
B. Not Mastered

Answer: A

Explanation:

Graphical user interface, text, application Description automatically generated with medium confidence

NEW QUESTION 94

- (Exam Topic 3)

You are using a development environment to add a new column to a system table. You plan to move the changes to a test environment they are complete.

The changes must meet the following requirements:

- Must be clearly identified so that they are not confused with system components and components from other solutions.
- Must not affect any existing components in the test environment. You need to prepare a solution for deployment to the test environment.

Which four actions should you perform in sequence? To answer, move the appropriate actions from the list of actions to the answer area and arrange them in the

correct order.

Actions	Answer area
Create a new unmanaged solution and select the correct publisher.	
Create a new publisher.	
Select a managed solution and add the correct publisher.	
Add the table with all components to the solution.	
Choose an existing publisher.	
Add the table to the solution and add the new column.	
Run the solution checker on the solution.	

- A. Mastered
- B. Not Mastered

Answer: A

Explanation:

Step 1: Create a new publisher Solution publisher

Every app and other solution components such as entities you create or any customization you make is part of a solution. Because every solution has a publisher, you should create your own publisher rather than use the default. You specify the publisher when you create a solution.

Step 2: Create a new unmanaged solution and select the correct publisher unmanaged solution

Unmanaged solutions are used in development environments while you make changes to your application. Unmanaged solutions can be exported either as unmanaged or managed. Exported unmanaged versions of your solutions should be checked into your source control system. Unmanaged solutions should be considered your source for Microsoft Power Platform assets. When an unmanaged solution is deleted, only the solution container of any customizations included in it is deleted. All the unmanaged customizations remain in effect and belong to the default solution.

Step 3: Add the table top the solution and add the new column. Step 4: Run the solution checker on the solution

Use solution checker to validate your model-driven apps in Power Apps.

Reference: <https://docs.microsoft.com/en-us/power-platform/alm/solution-concepts-alm> <https://docs.microsoft.com/en-us/power-apps/maker/data-platform/use-powerapps-checker>

NEW QUESTION 98

- (Exam Topic 3)

A company uses Power Apps.

The company plans to create a canvas app that uses a responsive design. You need to configure the app.

Which two actions should you perform? Each correct answer presents part of the solution.

NOTE: Each correct selection is worth one point.

- A. Enable the lock orientation setting.
- B. Configure the height and width properties by using a formula.
- C. Disable the Scale to fit setting.
- D. Configure the height and width properties by using drag handles.

Answer: BC

NEW QUESTION 99

- (Exam Topic 3)

The sales manager receives a list of leads from a partner company monthly. The field names that are provided do not match the fields in Dynamics 365. A data map does not exist.

You need to import the leads without changing the data from the partner company. What should you do?

- A. Create a data map in Data Management.
- B. Add a template for Import Data.
- C. Use Import Field Translations.
- D. Create a data map on the first import by using the Import Data wizard.

Answer: D

Explanation:

Reference:

<https://docs.microsoft.com/en-us/dynamics365/customerengagement/on-premises/basics/import-accounts-leads>

NEW QUESTION 100

- (Exam Topic 3)

You are embedding a Power Apps visual in a Power BI dashboard. External customers must authenticate to have access to the dashboard. You need to configure the solution.

Which two actions should you perform? Each correct answer presents part of the solution.

NOTE: Each correct selection is worth one point.

- A. Set the Power BI service to authenticate users.
- B. Use a table in the Power BI dashboard.
- C. Publish to Power BI Report Server.
- D. Set the Power BI service to allow anonymous access.
- E. Share the Power Apps visual components with external users.

Answer: AE

Explanation:

Power BI uses Azure Active Directory (AAD) to authenticate users who sign in to the Power BI service, and in turn, uses the Power BI login credentials whenever a user attempts to access resources that require authentication. Users sign in to the Power BI service using the email address used to establish their Power BI

account; Power BI uses that login email as the effective username, which is passed to resources whenever a user attempts to connect to data. The effective username is then mapped to a User Principal Name (UPN) and resolved to the associated Windows domain account, against which authentication is applied. Reference: <https://docs.microsoft.com/en-us/power-bi/enterprise/service-admin-power-bi-security>

NEW QUESTION 104

- (Exam Topic 3)

You ate a Dynamics 365 Customer Engagement administrator. You create workflows to automate business processes. You need to configure a workflow to meet the following requirements:

- Be triggered when a condition is met.
- Run immediately.
- Perform an action when a condition is met.

How should you configure the workflow? To answer, select the appropriate configuration in the answer area. NOTE: Each correct selection is worth one point.

Answer Area

Workflow Requirement

Be triggered when a condition is met.

Run immediately.

Perform an action when a condition is met.

Configuration Option

Publish workflow.

Subject contains data.

Trigger when a Microsoft Flow button is pressed.

Approve the workflow.

Configure the workflow to run now.

Configure child workflow to run now.

Send an email.

View chart.

Update a security role.

- A. Mastered
B. Not Mastered

Answer: A

Explanation:

- 1) Be triggered when a condition is met - Subject contains data
2) Run Immediately - Configure the workflow to run now
3) Perform an action when a condition is met - send an email

NEW QUESTION 106

- (Exam Topic 3)

On a Contact record, a user creates a Note record that contains the word running. One week later, the user reports that they cannot find the Contact record associated with the Note record. You need to find the Note record. Solution: Use Relevance Search to search for the word run. Does the solution meet the goal?

- A. Yes
B. No

Answer: A

Explanation:

Relevance Search brings the following benefits:

- Finds matches to any word in the search term in any field in the entity. Matches may include inflectional words, like "stream," "streaming," or "streamed."
- Includes the ability to search documents found in Notes and Attachments on Emails and Appointments Reference: <https://docs.microsoft.com/en-us/power-platform/admin/configure-relevance-search-organization#what-is-releva>

NEW QUESTION 108

- (Exam Topic 3)

- Add data to the new table.
- Delete an unused area from the site map.

The components must be transported to a different environment. You need to determine the method required to transport each component. Which method should you use? To answer, drag the appropriate methods to the correct components. Each method may be used once, more than once, or not at all. You may need to drag the split bar between panes or scroll to view content. NOTE: Each correct selection is worth one point.

Methods

Configuration Migration tool

Solution

SolutionPackager tool

Answer Area

Component

New table

Data for the new table

Site map

Method

- A. Mastered
B. Not Mastered

Answer: A

Explanation:

Methods	Answer Area	Component	Method
Configuration Migration tool		New table	Solution
Solution		Data for the new table	Configuration Migration tool
SolutionPackager tool		Site map	SolutionPackager tool

NEW QUESTION 110

- (Exam Topic 3)

A company plans to implement a voice-enabled Power Virtual Agents bot. The company has the following requirements for the bot:

- Recognize when a caller states Tennis or any variation of the word.
- Provide options when a caller states the name of a sport. You need to configure the bot.

Answer Area

Requirement	Feature
Recognize when caller states Tennis .	Entity
Provide options when caller states name of sport.	Entity
	Topic
	Variable
Provide options when caller states name of sport.	Topic
	Entity
	Topic
	Variable

- A. Mastered
B. Not Mastered

Answer: A

Explanation:

Answer Area

Requirement	Feature
Recognize when caller states Tennis .	Entity
Provide options when caller states name of sport.	Entity
	Topic
	Variable
Provide options when caller states name of sport.	Topic
	Entity
	Topic
	Variable

NEW QUESTION 114

- (Exam Topic 3)

A company creates a bot by using Power Virtual Agents.

The company requires the bot to transfer callers to an agent if the bot is unable to recognize a customers request.

You need to configure the bot for the unrecognized information from the customer. Which feature should you use?

- A. Fallback workstream
B. Fallback topic
C. Fallback skill
D. Fallback queue
E. Fallback entity

Answer: B

NEW QUESTION 119

- (Exam Topic 3)

You have a canvas app with an embedded Power BI tile.

You share the canvas app. Users report that they are unable to access the Power BI content. You need to determine why users are unable to access the content. What is the cause of the user s problems?

- A. The Power BI dashboard is not shared.
- B. The Power BI interactions property on the Power BI tiles is set to Off.
- C. The Power BI connection is not shared.
- D. The Power BI Display mode property on the Power BI tiles is set to Disabled

Answer: D

NEW QUESTION 123

- (Exam Topic 3)

You configure and test a user interface (UI) flow. You plan to run the flow as a scheduled flow.

The UI flow must run on a Windows 10 device. As part of process automation, the UI flow must sign into the Windows 10 device with the credentials for a user account named User1.

You need to ensure that the flow runs during non-peak hours and requires no physical user intervention. What should you do?

- A. Ensure that all user sessions are signed out except for locked user sessions.
- B. Ensure that the User1 account has an active user session on the device.
- C. Ensure that all user sessions are signed out.
- D. Ensure that there are no active user sessions on the device.

Answer: D

Explanation:

Reference:

<https://docs.microsoft.com/en-us/power-automate/ui-flows/run-ui-flow>

NEW QUESTION 128

- (Exam Topic 3)

You plan to create a Power Virtual Agents bot. The bot must support single sign-on.

You need to publish the bot.

Which two locations should you use? Each correct answer presents a complete solution. NOTE: Each correct selection is worth one point.

- A. Microsoft Teams
- B. Mobile app developed for iOS and Android
- C. Azure Bot Service channels
- D. Website developed using pro developer tools

Answer: AD

NEW QUESTION 132

- (Exam Topic 3)

You add a business process flow to the Account table. The flow has three stages. You need to ensure that a workflow can run when a user completes the final stage. Which option should you use?

- A. Start when: Record status changes
- B. Available to run: Run this workflow in the background
- C. Available to run: As an on-demand process
- D. Available to run: As a child process

Answer: C

Explanation:

You can trigger on-demand workflows from inside a business process flow. For example, you can add an on-demand workflow to a business process flow so that an activity, such as a task or email, is created whenever a stage is completed.

Note: A workflow becomes activated based on where you drop the workflow onto the business process flow designer.

On-demand stage processes. When the workflow is dropped onto a business process flow stage, the workflow is triggered on entry or exit of the stage.

Reference:

<https://docs.microsoft.com/en-us/power-automate/bpf-add-on-demand-workflow>

NEW QUESTION 136

- (Exam Topic 3)

You are a Dynamics 365 Customer Service administrator.

You need to configure the following automation for the sales team:

- * Send an email when the status changes on an Opportunity.
- * Text the sales manager when an Opportunity is created.
- * Create a Wunderlist task when an Opportunity is open for 30 days.

Which tool should you use for each requirement? To answer, select the appropriate options in the answer area. NOTE Each correct selection is worth one point.

Automation	Tool
Email when the status changes.	<div><div></div><div>Dynamics 365 workflow</div><div>Microsoft Flow</div><div>Business Process Flow</div></div>
Text when the Opportunity is created.	<div><div></div><div>Dynamics 365 workflow</div><div>Microsoft Flow</div><div>Business Process Flow</div></div>
Create a Wunderlist task.	<div><div></div><div>Dynamics 365 workflow</div><div>Microsoft Flow</div><div>Business Process Flow</div></div>

- A. Mastered
- B. Not Mastered

Answer: A

Explanation:

Automation	Tool
Email when the status changes.	<div><div></div><div>Dynamics 365 workflow</div><div>Microsoft Flow</div><div>Business Process Flow</div></div>
Text when the Opportunity is created.	<div><div></div><div>Dynamics 365 workflow</div><div>Microsoft Flow</div><div>Business Process Flow</div></div>
Create a Wunderlist task.	<div><div></div><div>Dynamics 365 workflow</div><div>Microsoft Flow</div><div>Business Process Flow</div></div>

NEW QUESTION 139

- (Exam Topic 3)

A company is creating a canvas app and a model-driven app to manage their customer accounts.

The canvas app requires a business rule to set the Business Type column to large if the customer size is greater than a specific currency value.

The model-driven app requires a business rule to recommend the account rating be re-evaluated when the account goes on credit hold for this app only.

You need to configure the scope for the business rules.

Which scope should you use? To answer, drag the appropriate scopes to the correct business rules. Each scope may be used once, more than once, or not at all.

You may need to drag the split bar between panes or scroll to view content.

NOTE: Each correct selection is worth one point.

Scopes	Answer Area						
	Business rule						
<div><div>All forms</div><div>Specific form</div><div>Table</div></div>	<table><thead><tr><th>Business rule</th><th>Scope</th></tr></thead><tbody><tr><td>Business Type column setting for customer size</td><td><div></div></td></tr><tr><td>Account rating re-evaluation</td><td><div></div></td></tr></tbody></table>	Business rule	Scope	Business Type column setting for customer size	<div></div>	Account rating re-evaluation	<div></div>
Business rule	Scope						
Business Type column setting for customer size	<div></div>						
Account rating re-evaluation	<div></div>						

- A. Mastered
- B. Not Mastered

Answer: A

Explanation:

Box 1: Table

The canvas app requires a business rule to set the Business Type column to large if the customer size is greater than a specific currency value.

Scope the business rule to Entity (Table). Box 2: Specific form

The model-driven app requires a business rule to recommend the account rating be re-evaluated when the account goes on credit hold for this app only.

For Model

The scope of the business rule determines which forms the business rule will be applied. You set the scope, according to the following:

If you select this item... The scope is set to...

Entity- The table and all forms for the table All Forms- All forms for the table

Specific form (account Main Form, for example) - Just that form

Reference: <https://debajmecrm.com/business-rules-in-powerapps-canvas-apps/>

<https://docs.microsoft.com/en-us/power-apps/maker/model-driven-apps/create-business-rules-recommendations>

NEW QUESTION 140

- (Exam Topic 3)

You create a new independent software vendor (ISV) solution for a Power Apps app.

The Power Apps solution will be imported into multiple customer environments. The environments will have a large variety of solutions and publishers.

You need to avoid naming conflicts during solution import. Which element should you configure?

- A. Package type
- B. Configuration page
- C. Marketplace
- D. Prefix
- E. Version

Answer: D

Explanation:

A solution publisher includes a prefix. The publisher prefix is a mechanism to help avoid naming collisions. This allows for solutions from different publishers to be installed in an environment with few conflicts. For example, the Contoso solution displayed here includes a solution publisher prefix of contoso.

Reference: <https://docs.microsoft.com/en-us/power-platform/alm/solution-concepts-alm>

NEW QUESTION 143

- (Exam Topic 3)

You use Power BI Desktop to configure Power BI reports and dashboards.

You need to create a canvas app that displays account information and include the app in a Power BI report. Which three actions should you perform? Each correct answer presents part of the solution.

NOTE Each correct selection is worth one point.

- A. Publish the report to the Power BI service.
- B. Connect to Common Data Service from Power BI Desktop.
- C. Connect Common Data Service from Power BI Deskto
- D. Selected required fields from the Accounts table.
- E. From the Power Apps Insert menu, add a Power BI
- F. From the Power BI Desktop menu, insert a Power Apps visual and include the required fields in the Power Apps data.

Answer: CDE

NEW QUESTION 148

- (Exam Topic 3)

You are customizing a model-driven app for a company. You create a Theme template to ensure the company logo and colors are properly used within these apps.

The theme must meet the following requirements:

- > Updated to add the logo
- > Downloaded by the makers to create the app

You need to configure the assets. To answer, drag the appropriate configurations to the correct requirements. Each configuration may be used once, more than once, or not at all. You may need to drag the split bar between panes or scroll to view content.

NOTE: Each correct selection is worth one point.

Configurations	Answer Area	
	Requirement	Configuration
Edit the theme in System settings and upload a jpg file.	Update logo.	
Replace an existing UI item's hexadecimal number.	Change model-driven app colors.	
Upload the theme elements as new web resources.		
Use the component library.		

- A. Mastered
- B. Not Mastered

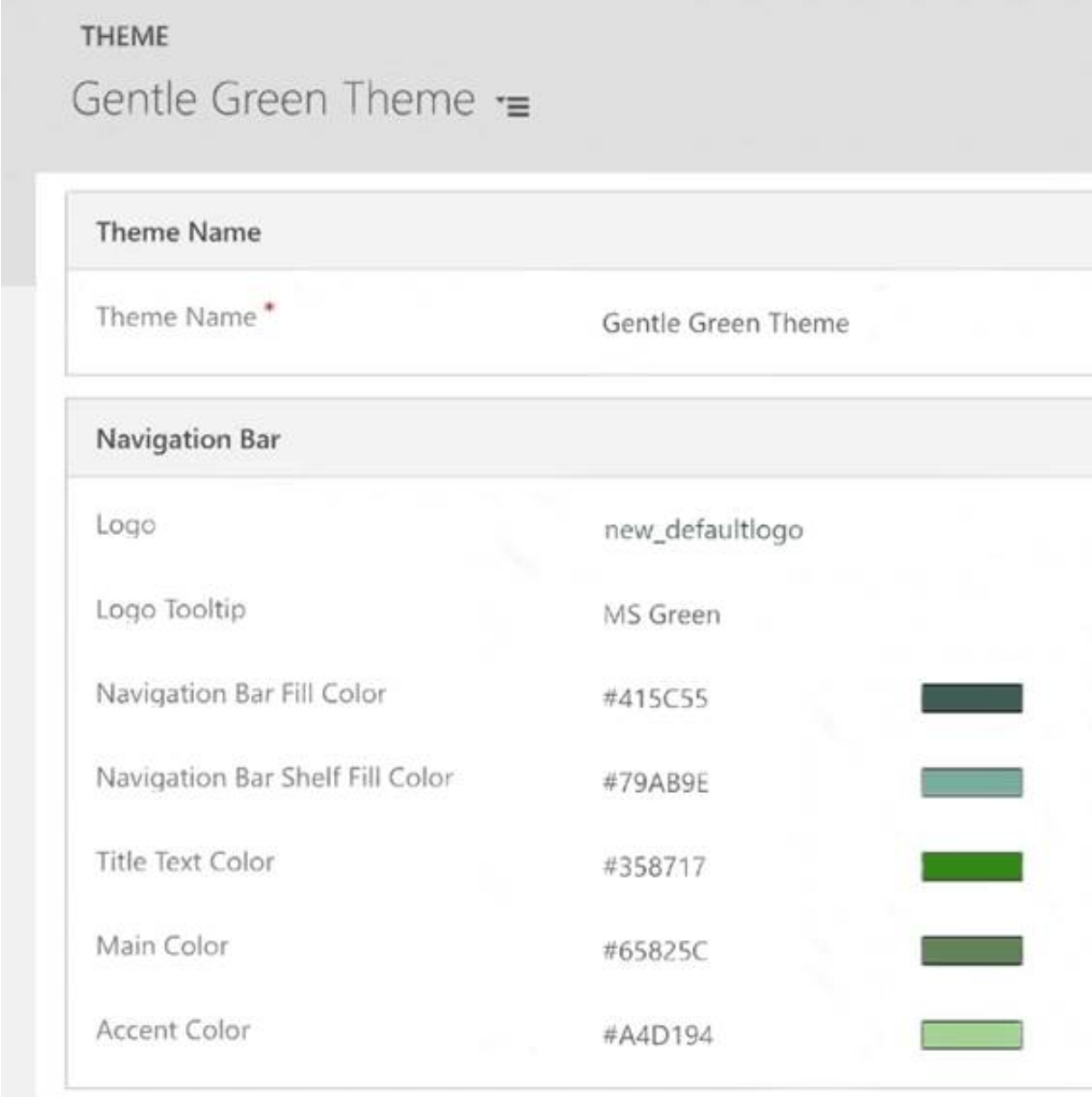
Answer: A

Explanation:

Box 1: Upload the theme elements as new web resources.
Each type of icon is stored as a web resource. Create a web resource first and then set the icons to use them. Alternatively, you can add the icon by creating a new web resource when you define the table properties.
Box 2: Replace an existing UI item's hexadecimal number. Copy and alter the existing theme
The easiest and quickest way to create a new theme is to clone and alter an existing theme. Then save, preview, and publish it.

- > Sign in to Power Apps, select Settings icon (upper right), and then select Advanced settings.
- > Select Customizations, and then select Themes.
- > Under All themes, select the theme you want to clone, such as the CRM Default Theme. Select Clone on the command bar.
- > Replace an existing UI item's hexadecimal number, such as the Title Text Color, with the hexadecimal value that represents the color you want.

For example, the CRM Default Theme was cloned and changed using mostly varying shades of green color. The following screenshots show the new colors for navigation and highlighting. A custom logo was also added that will appear in the upper left corner of an app.



Reference:
<https://docs.microsoft.com/en-us/power-apps/maker/model-driven-apps/create-themes-organization-branding>

NEW QUESTION 151

- (Exam Topic 3)
Note: This question is part of a series of questions that present the same scenario. Each question in the series contains a unique solution that might meet the stated goals. Some question sets might have more than one correct solution, while others might not have a correct solution.
After you answer a question in this section, you will NOT be able to return to it. As a result, these questions will not appear in the review screen.
You administer the Microsoft 365 and Power Platform environments for Contoso, Ltd. The company has a model-driven app that is used to track customer interactions with employees. The app uses standard table types for customers. A user named Elisabeth Rice signs in to the app by using the following sign in name: Elisabeth.Rice@contoso.com.
After marriage, Elisabeth changes her legal name to Elisabeth Mueller.
You need to update the sign in name for the user without losing any application history. Solution: Change Elisabeth's username in the user record for the app.
Does the solution meet the goal?

- A. Yes
- B. No

Answer: A

NEW QUESTION 154

- (Exam Topic 3)
Your organization does not permit the use of custom code for solutions. You need to create a view that can be viewed by all users in an organization. Where should you create the view?

- A. List view of the entity
- B. Microsoft Visual Studio

- C. Templates area
- D. Maker portal

Answer: A

Explanation:

Edit a public or system view in app designer

You can change the way a public or system view is displayed by adding, configuring, or removing columns.

> In the Views list for a table, select the Show list of references down arrow Drop Down. Edit View.Graphical user interface, application Description automatically generated

> Next to the view you want to edit, select Open the View Designer Open view Designer. The view opens in the view designer.

When you edit a public or system view, you must save and publish your changes before they will be visible in the application.

Reference:

<https://docs.microsoft.com/en-us/powerapps/maker/model-driven-apps/create-edit-views-app-designer>

NEW QUESTION 157

- (Exam Topic 3)

You are designing a canvas app that connects to Common Data Service.

You need to configure the app to meet the requirements and ensure that the canvas app is available offline. What should you implement? To answer, select the appropriate options in the answer area.

NOTE: Each correct selection is worth one point.

Requirement	Function
Pass values from the current screen when moving to another screen.	<div><div></div><div>Navigate</div><div>Back</div><div>MovePrevious</div></div>
Display data to a user when the app is offline.	<div><div></div><div>LoadData</div><div>LoadDateOffline</div><div>ShowData</div></div>

- A. Mastered
- B. Not Mastered

Answer: A

Explanation:

Reference:

<https://docs.microsoft.com/en-us/powerapps/maker/canvas-apps/offline-apps>

NEW QUESTION 162

- (Exam Topic 3)

You have a Power Apps portal app that supports a sales community and a service community in the same environment. The only language configured in the environment is English. The company wants to add support for two more languages.

The solution must meet the following requirements:

- > Languages must be for both sales and service functions.
- > The company logo and colors must be used and apply to all screens.
- > Communities must be separate with different URLs and access lists.

You need to configure the solution.

What should you configure? To answer, select the appropriate options in the answer area.

NOTE: Each correct selection is worth one point.

Requirement	Configuration
Languages	<div><div></div><div>Create two portals, one for each community.</div><div>Create three portals, one for each language.</div><div>Create one portal and import translations.</div><div>Create six portals, one for each combination of language and community.</div></div>
Company logo and colors	<div><div></div><div>Add themes.</div><div>Add web resources.</div><div>Add a portal header and footer</div></div>

- A. Mastered
- B. Not Mastered

Answer: A

Explanation:

Box 1: Create two portals, one for each community Power Apps portal app languages

Box 2: Add themes

You can create a custom look and feel (a theme), for your app by making changes to the default colors and visual elements provided in the uncustomized system. For example, you can create your personal product branding by adding a company logo and providing table-specific coloring. A theme can be created by using the Themes area, without requiring a developer to write code. You can create, clone, change, or delete themes that are used in your environment.

Reference:

<https://docs.microsoft.com/en-us/power-apps/maker/model-driven-apps/create-themes-organization-branding>

NEW QUESTION 164

- (Exam Topic 3)

You have a business process flow (BPF) that interacts with the Account entity. You configure a new version for the BPF and add a new stage at the beginning.

You need to identify the impact of the new version on the existing account records.

What is the outcome in each scenario? To answer, select the appropriate options in the answer area. NOTE: Each correct selection is worth one point.

Scenario	Action
What happens to existing accounts?	<div><div></div><div>Existing accounts show the old BPF.</div><div>Existing accounts show the new BPF.</div><div>Existing accounts only show the new stage.</div></div>
What happens to new accounts?	<div><div></div><div>No BPF is linked to a new account.</div><div>The new BPF shows only the new stage for a new account.</div><div>The new BPF is showing in a new account.</div></div>

- A. Mastered
- B. Not Mastered

Answer: A

Explanation:

Graphical user interface, text Description automatically generated

Box 1: Existing accounts show the new BPF.

When an entity record is being created and if there are multiple BPFs defined on that entity. The system would do the following:

If the ProcessId field is set to Guid.Empty. The system will skip defaulting the BPF on that instance.

If the ProcessId field is set to specific BPF entity reference. The system will default to the specified BPF. If the ProcessId field on the record is not set. The system will default the BPF.

Box 2: No BPF is linked to a new account.

Note: A business process flow definition is represented as a custom entity and an instance of a process is stored as a record within that entity. Each record is associated with a data record (such as an Account, Contact, Lead, or Opportunity) and in case of cross-entity processes, with a data record for each participating entity.

Reference:

<https://docs.microsoft.com/en-us/dynamics365/customerengagement/on-premises/customize/business-process-fl>

NEW QUESTION 169

- (Exam Topic 3)

You are a Dynamics 365 for Customer Service developer.
You must trigger a mobile notification whenever a specific hashtag is posted from Twitter. The notification will send email to the company’s social media teams distribution list.
You need to create a connection to the Twitter service and build a solution.
Which four actions should you perform in sequence? To answer, move the appropriate actions from the list of actions to the answer area and arrange them in the correct order.

Actions	Answer Area
Sign in to the Business platform admin center and create a new project and connection set.	
Create a trigger to search for the new posts with the hashtag.	
Create an action to send a mobile notification.	
Sign in to Power Automate and create a new blank flow.	<div>⬅️⬆️</div>
Create a trigger to send a mobile notification.	<div>➡️⬆️</div>
Select the social media connector, generate an authentication key from the service, and enter the key for the connection.	
Create an action to search for the new posts with the hashtag.	
Select the social media connector and enter the user credentials for the connection.	

- A. Mastered
- B. Not Mastered

Answer: A

Explanation:

Actions	Answer Area
Sign in to the Business platform admin center and create a new project and connection set.	Sign in to Power Automate and create a new blank flow.
Create a trigger to search for the new posts with the hashtag.	Select the social media connector and enter the user credentials for the connection.
Create an action to send a mobile notification.	
Sign in to Power Automate and create a new blank flow.	Create an action to search for the new posts with the hashtag.
Create a trigger to send a mobile notification.	
Select the social media connector, generate an authentication key from the service, and enter the key for the connection.	Create a trigger to send a mobile notification.
Create an action to search for the new posts with the hashtag.	
Select the social media connector and enter the user credentials for the connection.	

NEW QUESTION 173
- (Exam Topic 3)
You are developing a canvas app.
You need to apply business rules to the app without writing code.
Which three actions can you use? Each correct answer presents a complete solution.
NOTE: Each correct selection is worth one point.

- A. Validate data and show error messages.
- B. Enable or disable fields.
- C. Set field requirement levels.
- D. Show or hide fields

Answer: ACD

Explanation:

The following actions are not available on Canvas apps:

- Show or hide columns
- Enable or disable columns
- Create business recommendations based on business intelligence Reference:

<https://docs.microsoft.com/en-us/powerapps/maker/data-platform/data-platform-create-business-rule>

NEW QUESTION 175

- (Exam Topic 3)

A company uses Common Data Service to manage account and contact information. The company plans to use the AI Builder model to make key business decision.

You need to integrate prebuilt AI Builder models with Power Automate.

Which models should you use? To answer, select the appropriate option the answer area. NOTE Each correct selection is worth one point.

Scenario	Model
Extract specific text from a PDF document.	<div><div>Text recognition model</div><div>Key phrase extraction model</div><div>Text recognition model and key phrase extraction model</div></div>
Determine the likelihood that customers will purchase additional products.	<div><div>Sentiment analysis model</div><div>Category classification model</div><div>Entity extraction model</div><div>Prediction model</div></div>

- A. Mastered
- B. Not Mastered

Answer: A

Explanation:

Reference:

<https://docs.microsoft.com/en-us/ai-builder/prebuilt-sentiment-analysis> <https://docs.microsoft.com/en-us/ai-builder/prebuilt-key-phrase>

<https://docs.microsoft.com/en-us/ai-builder/prebuilt-text-recognition>

NEW QUESTION 180

- (Exam Topic 3)

A company has locations in the United States, Brazil, India. and Japan. The company conducts financial transactions in all of these regions.

Financial transactions in Brazil are going to stop, but the office will remain open.

Users must longer be able to create records associated with the Brazilian currency. Historical records must remain intact

You need to configure Microsoft Dataverse to meet the requirement What should you do?

- A. Rename the Brazilian currency.
- B. Delete the Brazilian currency record.
- C. Disable the Brazilian language pack
- D. Deactivate the Brazilian currency record.

Answer: D

Explanation:

You can't delete currencies that are in use by other records; you can only deactivate them. Deactivating currency records doesn't remove the currency information stored in existing records, such as opportunities or orders. However, you won't be able to select the deactivated currency for new transactions.

Reference:

<https://docs.microsoft.com/en-us/power-platform/admin/manage-transactions-with-multiple-currencies>

NEW QUESTION 181

- (Exam Topic 3)

You are a Dynamics 365 for Customer Service administrator.

You must create a form for team members to use. The form must provide the ability to:

- Lock a field on a form.
- Trigger business logic based on a field value.
- Use existing business information to enhance data entry.

You need to implement business rule components to create the form.

Which components should you use? To answer, drag the appropriate components to the correct requirements. Each component may be used once, more than once, or not at all. You may need to drag the split bar between panes or scroll to view content.

NOTE: Each correct selection is worth one point.

Components	Requirement	Component
Actions	Lock a form field.	
Conditions	Trigger business logic based on a field value.	
Recommendation	Leverage existing business information to enhance data entry.	

- A. Mastered
- B. Not Mastered

Answer: A

Explanation:

- > Action
- > Condition
- > Recommendation

NEW QUESTION 183

- (Exam Topic 3)

You have a form that displays a custom field from an entity.

A customer wants to restrict users from filtering on the custom field. You need to prevent users from filtering the field in Advanced Find. What should you modify?

- A. Fields in the Edit Filter Criteria option of the Quick Find view
- B. the Field Security field on the Field Properties form
- C. a searchable field on the Field Properties form
- D. Fields in the Add Find Columns option of the Quick Find view

Answer: C

Explanation:

Reference:

<https://community.dynamics.com/365/b/dynamics365apps/posts/kb-understanding-dynamics-365-field-ssearcha>

NEW QUESTION 186

- (Exam Topic 3)

You are designing a Power Virtual Agents chatbot.

The chatbot must be able to maintain customer information if the conversation topic changes during a dialog. You need to configure variables to store customer name and email address.

Which type of variable should you create?

- A. session
- B. topic
- C. bot
- D. slot

Answer: C

Explanation:

By default, a variable's value can only be used in the topic where this variable gets created. However, you might want the bot to use the same value across topics. This means the bot can remember the necessary context when a conversation spans multiple topics. In some systems, these types of variables are known as global variables. In Power Virtual Agents, these variables are called bot variables, because they apply across the entire bot.

Reference:

<https://docs.microsoft.com/en-us/power-virtual-agents/authoring-variables-bot>

NEW QUESTION 189

- (Exam Topic 3)

On a Contact record, a user creates a Note record that contains the word running.

One week later, the user reports that they cannot find the Contact record associated with the Note record. You need to find the Note record.

Solution: Use Categorized Search to search for the word run. Does the solution meet the goal?

- A. Yes
- B. No

Answer: B

Explanation:

Instead use Relevance Search.

Note: Relevance Search finds matches to any word in the search term in any field in the entity. Matches may include inflectional words, like "stream," "streaming," or "streamed."

Reference:

<https://docs.microsoft.com/en-us/power-platform/admin/configure-relevance-search-organization#what-is-releva>

NEW QUESTION 191

- (Exam Topic 3)

A company plans to implement AI Builder to add intelligence to several business processes. Each business process uses different sources and produces different outputs.

You need to determine which AI Builder model types to use.

Which model types should you use? To answer, select the appropriate options in the answer area. NOTE: Each correct selection is worth one point.

Recognition requirement	Model type
Identify a person's age in a paragraph when written using the pattern twenty years old .	<div>▼</div> <div>Entity extraction</div> <div>Text recognition</div> <div>Key phrase</div>
Identify items and prices from an invoice.	<div>▼</div> <div>Form processing</div> <div>Text recognition</div> <div>Object detection</div>

- A. Mastered
- B. Not Mastered

Answer: A

Explanation:

Reference:

<https://docs.microsoft.com/en-us/ai-builder/form-processing-model-overview> <https://docs.microsoft.com/en-us/ai-builder/entity-extraction-overview>

NEW QUESTION 194

- (Exam Topic 3)

You plan to create a dataflow by using Power Query to transform the data. You observe 'hat some cells display an error instead of the expected data. You need to obtain more details about the errors. What should you do?

- A. Select the row that includes the cell with the error.
- B. Use the Flow Checker.
- C. Select the cell with the error.
- D. Use the App Checker.
- E. Use the Advanced Editor.

Answer: C

NEW QUESTION 196

- (Exam Topic 3)

A company has a custom website.

You need to embed a Power Virtual Agents chatbot into the website.

What should you use?

- A. Webpage URL
- B. Form ID
- C. Bot ID
- D. IFrame

Answer: D

Explanation:

Reference:

<https://docs.microsoft.com/en-us/power-virtual-agents/publication-connect-bot-to-web-channels>

NEW QUESTION 200

.....

Thank You for Trying Our Product

We offer two products:

1st - We have Practice Tests Software with Actual Exam Questions

2nd - Questions and Answers in PDF Format

PL-200 Practice Exam Features:

- * PL-200 Questions and Answers Updated Frequently
- * PL-200 Practice Questions Verified by Expert Senior Certified Staff
- * PL-200 Most Realistic Questions that Guarantee you a Pass on Your First Try
- * PL-200 Practice Test Questions in Multiple Choice Formats and Updates for 1 Year

100% Actual & Verified — Instant Download, Please Click
[Order The PL-200 Practice Test Here](#)